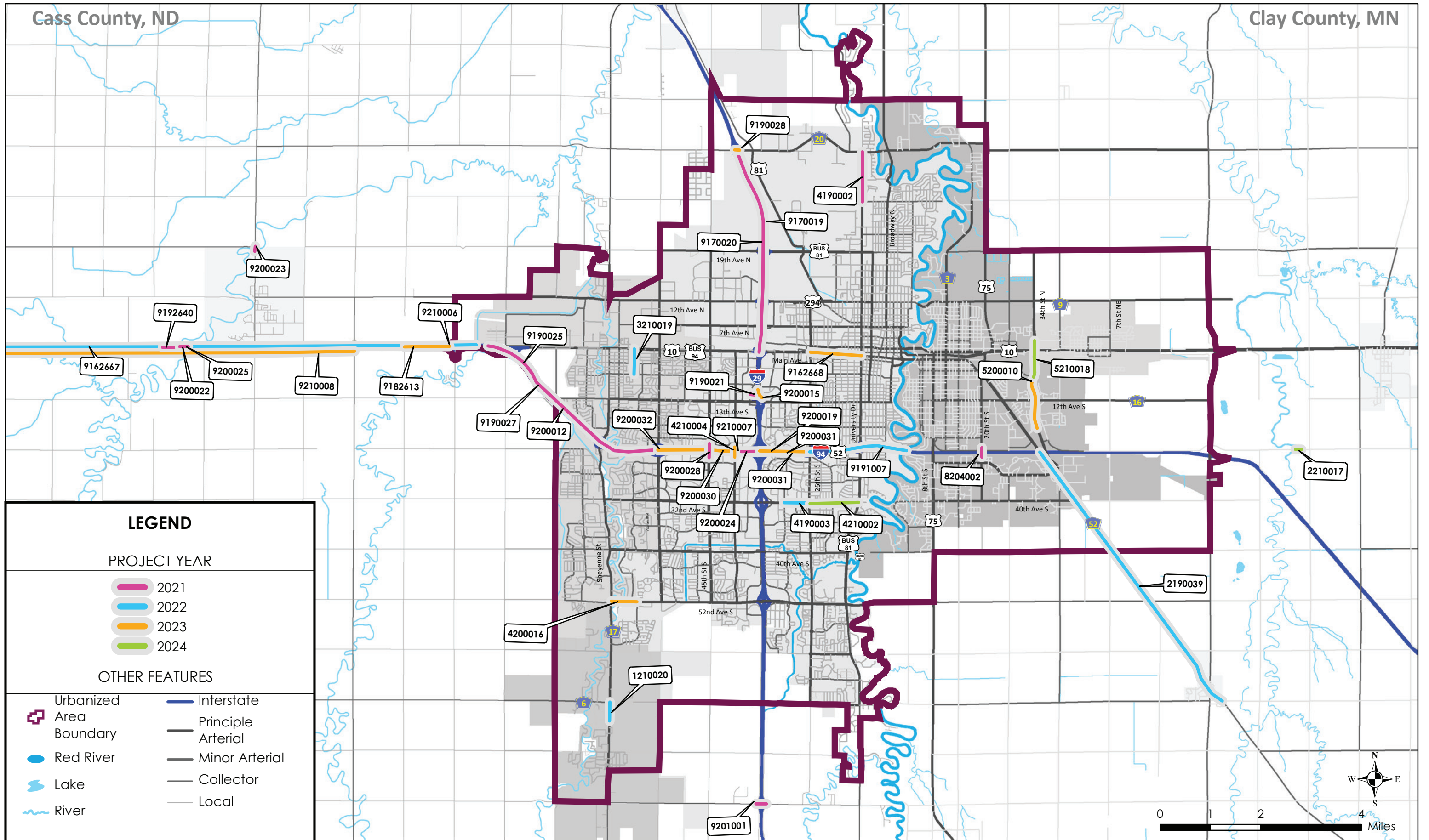
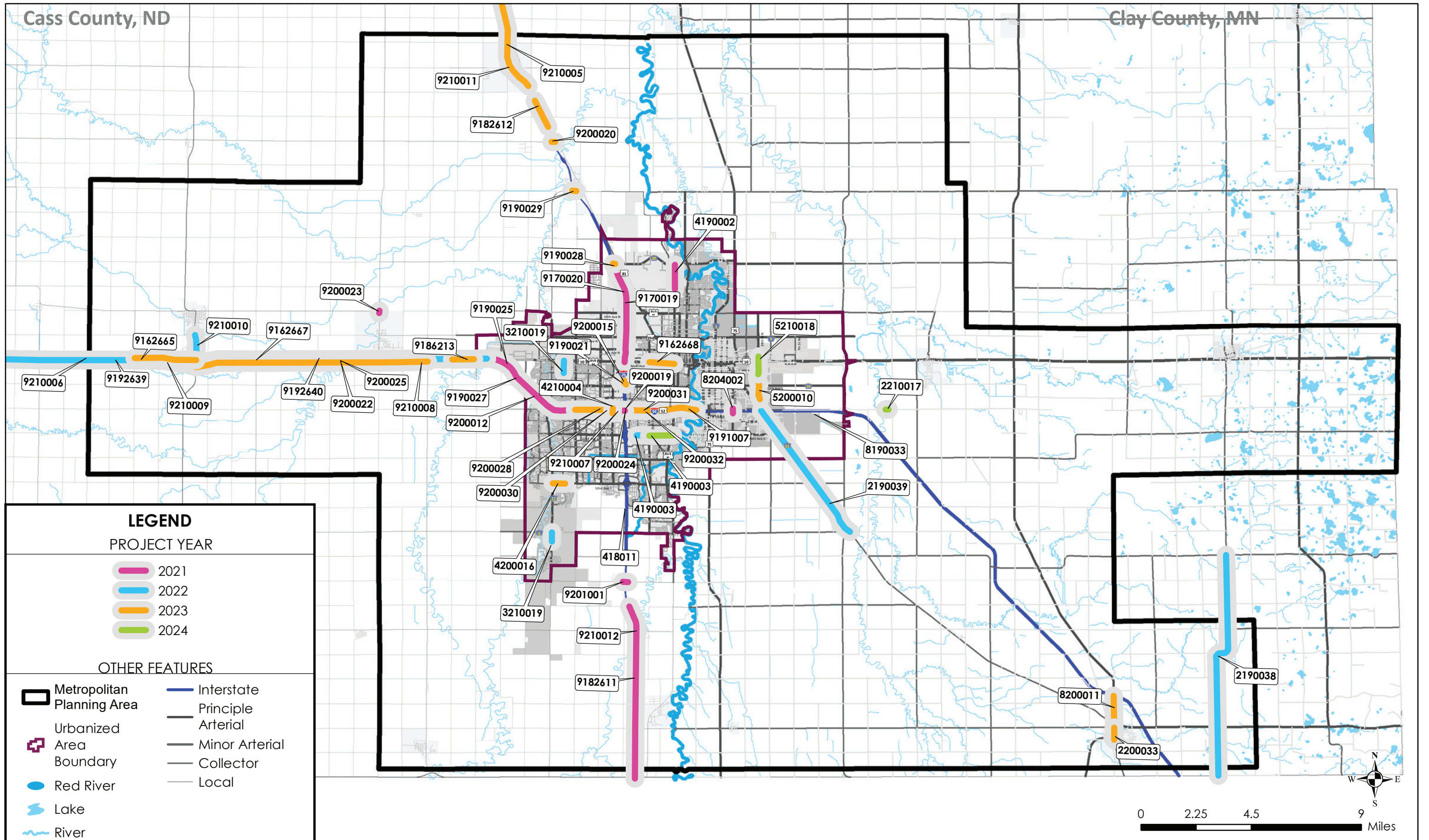


Section 2 | Project Locator Map



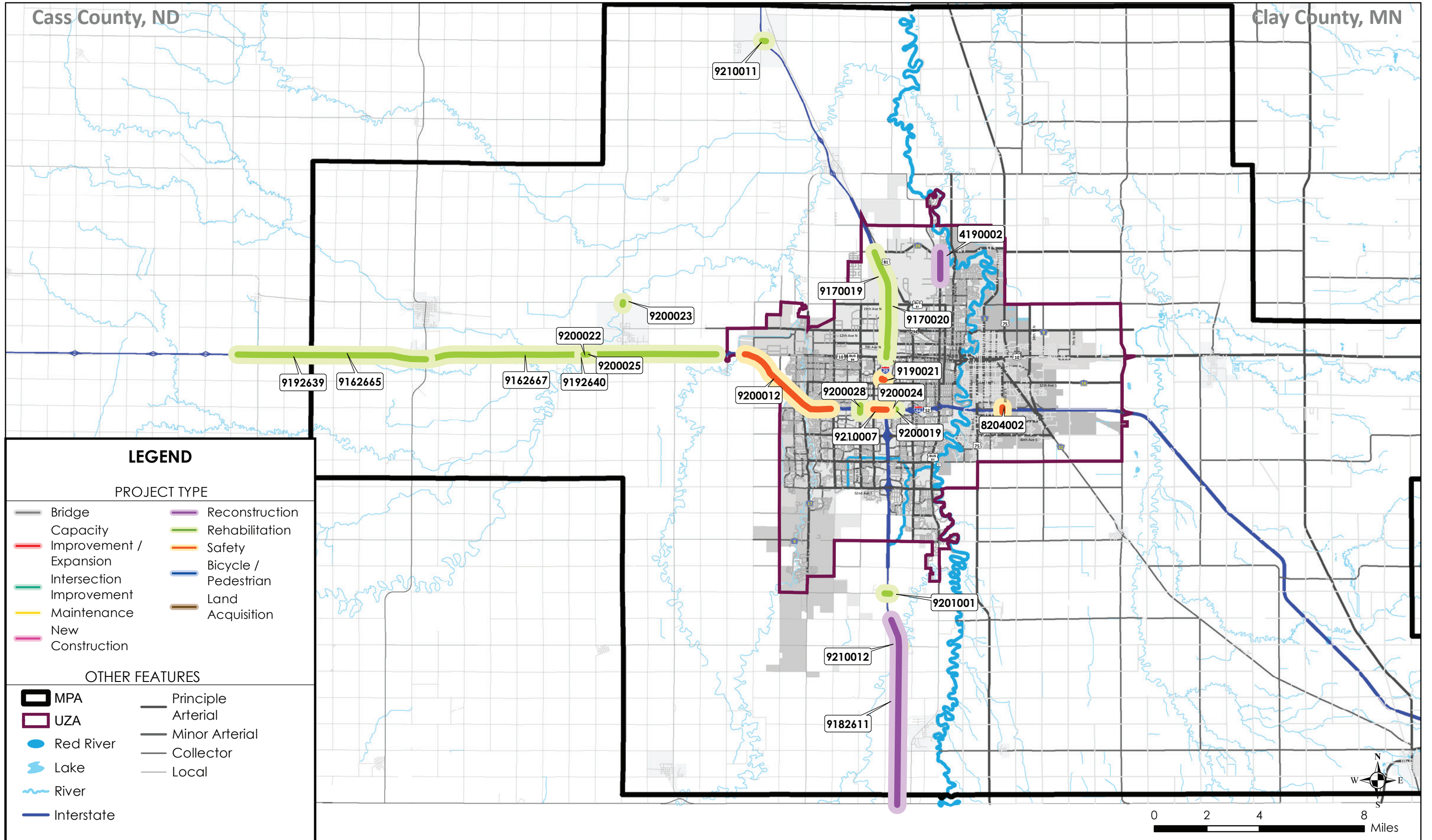
Urbanized Area Projects By Year



Metropolitan Planning Area Projects By Year

This page is intentionally blank.

Section 3 | Detailed Project Listings



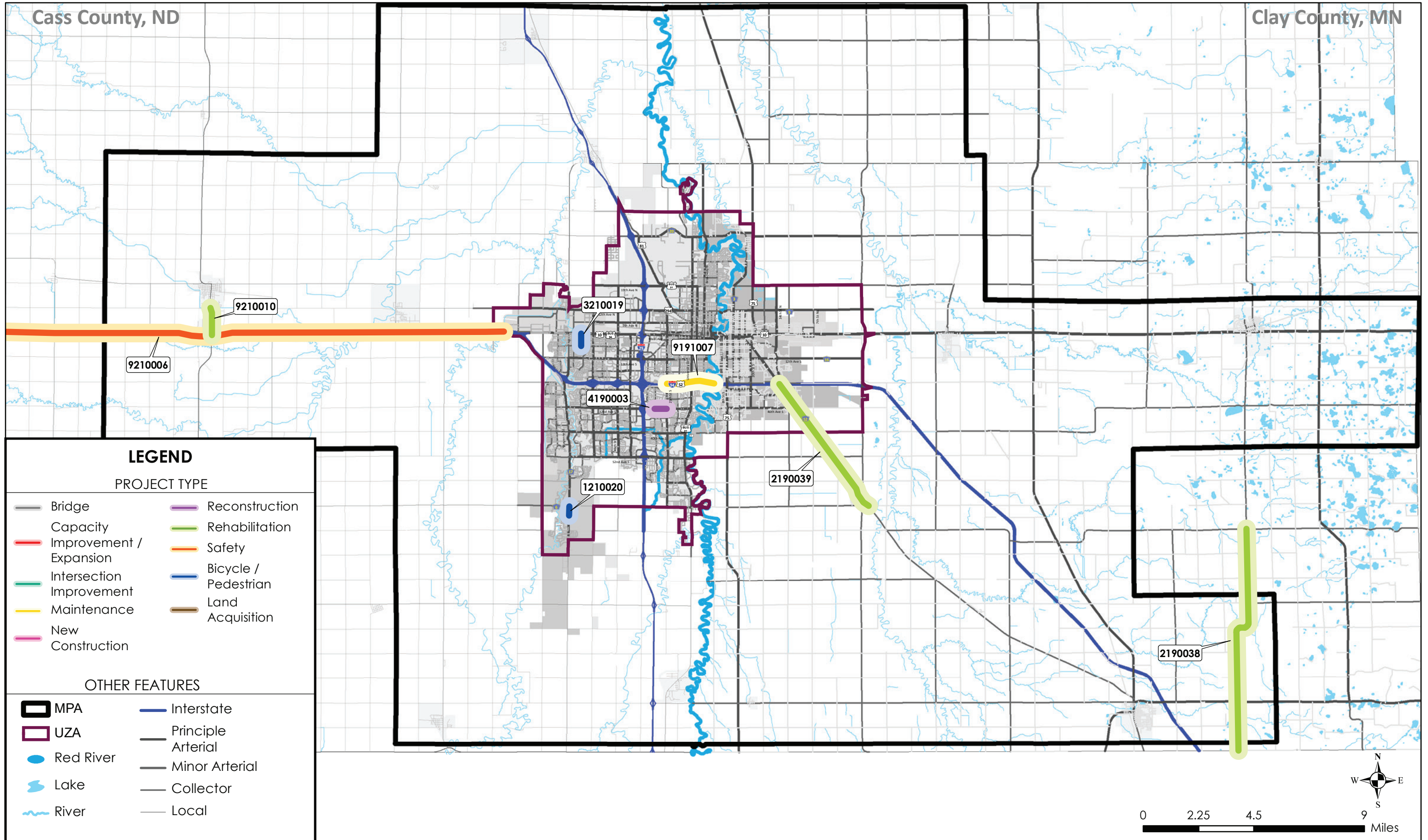
This page is intentionally blank.

Lead Agency	Metro COG ID State Number	Project Year	Project Location	Length	Project Limits		Project Description	Improvement Type	Total Project Cost	Federal Revenue Source	Other Revenue Source	Revenue
					From	To						
Moorhead Transit												
Moorhead Transit	5170008 TRF-0034-21A	2021	Transit				Moorhead Transit Operating Assistance	Transit Operations	\$ 3,500,000	FTA 5307	State	\$ 376,000 \$ 3,124,000
Moorhead Transit	5170009 TRF-0034-21B	2021	Transit				Purchase of one <30 fr Replacement Bus (senior ride)	Transit Capital	\$ 30,000	FTA 5307	Local	\$ 25,500 \$ 4,500
Moorhead Transit	5190010 TRF-0034-21C	2021	Transit				Purchase of a Bus Shelter	Transit Capital	\$ 30,000	FTA 5307	Local	\$ 24,000 \$ 6,000
Moorhead Transit	5170005 TRS-0034-20TA	2021	Transit				Purchase of one (1) <30 ft replacement bus and bus related equipment (replaces unit #1231)	Transit Capital	\$ 91,000	STBGP	State Local	\$ 72,800 \$ 9,100 \$ 9,100
Moorhead Transit	5170006 TRS-0034-20TB	2021	Transit				Purchase of one (1) <30 ft replacement bus and bus related equipment (replaces unit #1232)	Transit Capital	\$ 91,000	STBGP	State Local	\$ 72,800 \$ 9,100 \$ 9,100
Fargo Transit												
Fargo Transit	4170017 8034	2021	Transit				Operating Assistance, Paratransit Operating Assistance Funded as Capital, and Preventative Maintenance	Transit Operations	\$ 4,405,000	FTA 5307	Local	\$ 2,863,000 \$ 1,542,000
City of Fargo												
City of Fargo	4190002 22292 8133	2021	N University Dr		40th Ave N	32nd Ave N	Reconstruction of 64th Avenue	Reconstruction	\$ 6,000,000	STBGP-U	Local	\$ 4,500,000 \$ 1,500,000
City of Moorhead												
City of West Fargo												

Lead Agency	Metro COG ID State Number	Project Year	Project Location	Length	Project Limits		Project Description	Improvement Type	Total Project Cost	Federal Revenue Source	Other Revenue Source	Revenue
					From	To						
North Dakota Department of Transportation												
NDDOT	9201001 22496 8017	2021	I-29 N		7.0 S of I-94		Structure Paint	Rehabilitation	\$ 300,000	IM	State	\$ 270,000 \$ 30,000
NDDOT	9170019 8002	2021	I-29N	4.0	Main Ave	N Fargo Interchange	Concrete Pavement Repair	Rehabilitation	\$ 674,000	IM	State	\$ 607,000 \$ 67,000
NDDOT	9170020 8005	2021	I-29S	4.0	Main Ave	N Fargo Interchange	Concrete Pavement Repair	Rehabilitation	\$ 673,000	IM	State	\$ 606,000 \$ 67,000
NDDOT	9192639 8008	2021	I-94W	7.2	W Wheatland E	E of Casselton	Concrete Pavement Repair, Hot Bituminous Pavement on Ramps, Sand Seal	Rehabilitation	\$ 1,146,000	IM	State	\$ 1,031,000 \$ 115,000
NDDOT	9162665 8007	2021	I-94E	8.0	W Wheatland E	E of Casselton	Concrete Pavement Repair, Hot Bituminous Pavement on Ramps, Sand Seal	Rehabilitation	\$ 1,202,000	IM	State	\$ 1,082,000 \$ 120,000
NDDOT	9192640 22319 8024	2021	I-94W		6.0 East of ND 18		Structure Replacement, Approach Slabs	Rehabilitation	\$ 2,306,000	IM	State	\$ 2,075,000 \$ 231,000
NDDOT	9190021 22627 8131	2021	I-29		38th St & I-29 Ramp		Turn Lanes, Signals, Pavement Marking (ITS, CMP)	Safety	\$ 361,000	HSIP	Local	\$ 324,900 \$ 36,100
NDDOT	9200012 22443 8129	2021	I-94E	4.1	W of Main Ave	W of Veterans BLVD	High Tension Cable Median Guardrail	Safety	\$ 1,180,000	HSIP	State	\$ 1,062,000 \$ 118,000
NDDOT	9200023 22544 8013	2021	ND 10E		6.0 E of ND 18		Structure Replacement	Rehabilitation	\$ 2,032,000	NHS	State	\$ 1,626,000 \$ 406,000
NDDOT	9200019 22601 8023	2021	I-94E		I-94 & I-29 Interchange		Approach Slabs, Expansion Joint Modification, Spall Repair, Joint Sealant	Rehabilitation	\$ 176,000	IM	State	\$ 158,000 \$ 18,000
NDDOT	9200024 22601 8025	2021	I-94W		I-94 & I-29 Interchange		Approach Slabs, Expansion Joint Modification, Spall Repair, Joint Sealant	Rehabilitation	\$ 176,000	IM	State	\$ 158,000 \$ 18,000
NDDOT	9200025 22319 8021	2021	I-94E		6.0 E of ND 18		Structure Replace	Rehabilitation	\$ 2,306,000	IM	State	\$ 2,075,000 \$ 231,000
NDDOT	9200028 22601 8022	2021	I-94E		45th St & I-94		Deck Overlay, Approach Slabs, Expansion Joint Modification, Spall Repair	Rehabilitation	\$ 949,000	IM	State	\$ 854,000 \$ 95,000

Lead Agency	Metro COG ID State Number	Project Year	Project Location	Length	Project Limits		Project Description	Improvement Type	Total Project Cost	Federal Revenue Source	Other Revenue Source	Revenue
					From	To						
NDDOT	9182611 22656 8033	2021	I-29 S of Metro	6.5	At Red River Diversion		FM Metro Area Diversion: Structure, grade raise, PCC paving, drainage improvements, median x-overs	Reconstruction	\$ 51,000,000 Illustrative			\$ 51,000,000
NDDOT	9210007	2021	I-94		42nd St	I-29	Hot Bituminous Pave, Concrete Median Barrier	Safety	\$ 525,000	HSIP	State	\$ 473,000 \$ 52,000
NDDOT	9210011 22496 8018	2021	I-29		Argusville City Limits		Structure Paint	Rehabilitation	\$ 300,000	IM	State	\$ 270,000 \$ 30,000
NDDOT	9210012 22496 8016	2021	I-29		6.0 N of ND 46		Structure Paint	Rehabilitation	\$ 300,000	IM	State	\$ 270,000 \$ 30,000
NDDOT	9200022 22318 8010	2021	I-94W		6 E of ND 18		Median Cross-Overs	Rehabilitation	\$ 911,000	IM	State	\$ 820,000 \$ 91,000
NDDOT	9162667 22599 8009	2021	I-94W	10.9	E Casselton	Near W Fargo	Thin Mill and Overlay	Rehabilitation	\$ 2,900,000	IM	State	\$ 2,610,000 \$ 290,000
Cass County												
Minnesota Department of Transportation												
MnDOT	8204002	2021	D4 Districtwide		Junction of I-94 & 20th St S - Moorhead		Districtwide Safety Improvements - Lighting at Various Intersections	Safety	\$ 534,693	HSIP	State	\$ 481,224 \$ 53,469
Clay County												

Detailed Project Listings 2022

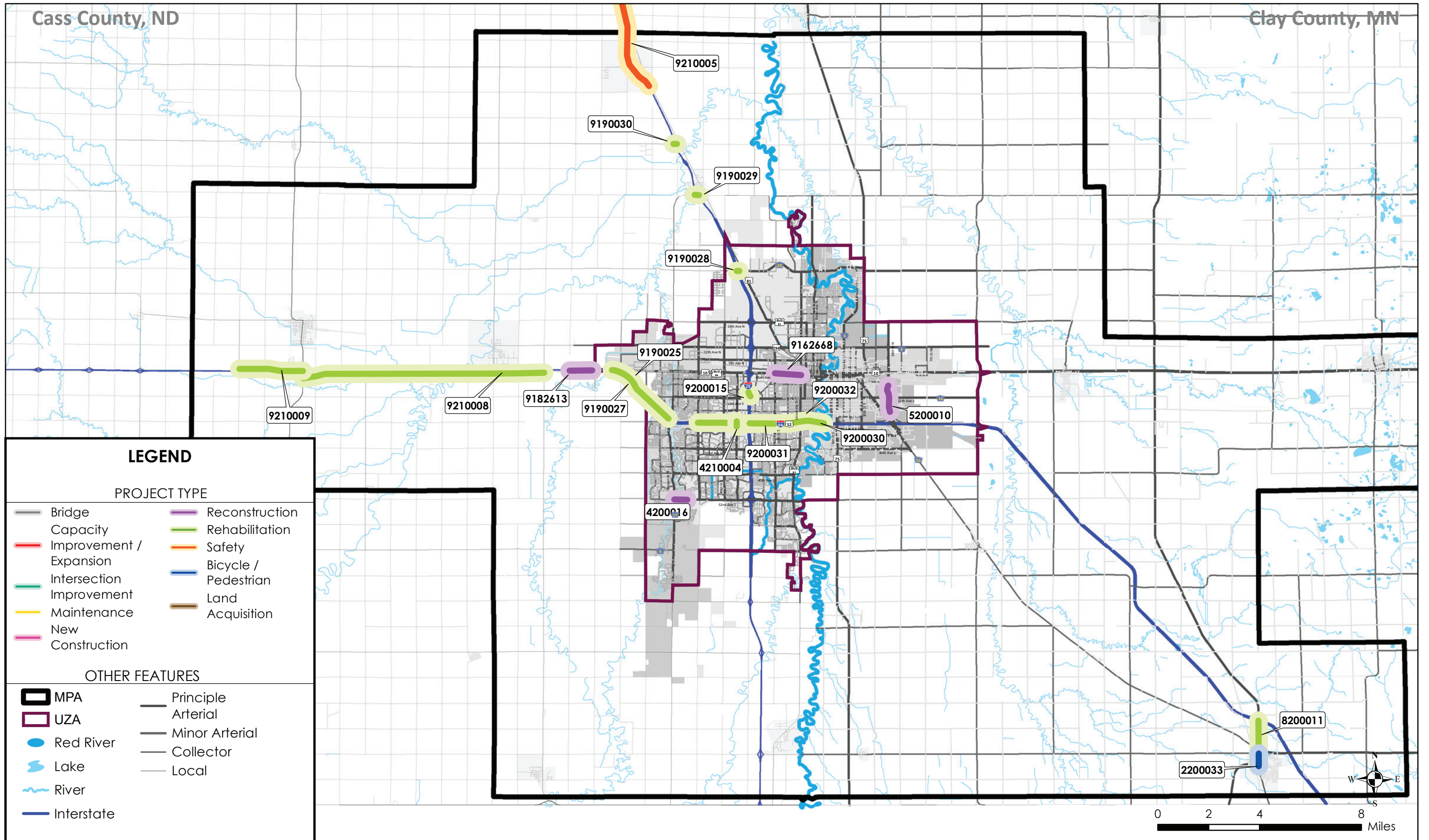


This page is intentionally blank.

Lead Agency	Metro COG ID State Number	Project Year	Project Location	Length	Project Limits		Project Description	Improvement Type	Total Project Cost	Federal Revenue Source	Other Revenue Source	Revenue
					From	To						
Moorhead Transit												
Moorhead Transit	5190012 TRF-0034-22A	2022	Transit				Operating Assistance	Transit Operations	\$ 3,771,500	FTA 5307	State	\$ 409,500 \$ 3,362,000
Moorhead Transit	5190013 TRF-0034-22B	2022	Transit				Purchase of a Bus Shelter	Transit Capital	\$ 31,000	FTA 5307	Local	\$ 24,800 \$ 6,200
Moorhead Transit	5190014 TRS-0034-22C	2022	Transit				Purchase senior ride (class 200) van and related equip	Transit Capital	\$ 31,000	FTA 5307	State	\$ 26,350 \$ 4,650
Moorhead Transit	5190011 TRS-0034-21TA	2022	Transit				Purchase 35ft replacement bus (Unit 1020) (Funded by MnDOT District C)	Transit Capital	\$ 491,400	STBGP District C	State	\$ 43,680 \$ 54,600
Fargo Transit												
Fargo Transit	4200029 8208 TURB	2022	Transit				Operating Assistance, Paratransit Operating Assistance Funded as Capital, and Preventative Maintenance	Transit Operations	\$ 4,494,000	FTA 5307	Local	\$ 2,921,000 \$ 1,573,000
City of Fargo												
Fargo	4190003 8206	2022	32nd Ave S		32nd St	25th St	Reconstruction	Reconstruction	\$ 10,400,000	STBGP-U	Local	\$ 4,700,000 \$ 5,700,000
City of Moorhead												
City of West Fargo												
West Fargo	3210019	2022	Drain 45	1.5	7th Ave E	Main Ave	Construction of a Multi-Use Path along Drain 45 (Phase 2)	Bike/Ped	\$ 442,500	TA	Local	\$ 290,000 \$ 152,500
North Dakota Department of Transportation												
NDDOT	9191007 22628 8106	2022	I-94E	1.9	25th St Interchange	Red River	Lift Station, Storm Sewer	Maintenance	\$ 2,500,000	IM	State	\$ 2,250,000 \$ 250,000

Lead Agency	Metro COG ID State Number	Project Year	Project Location	Length	Project Limits		Project Description	Improvement Type	Total Project Cost	Federal Revenue Source	Other Revenue Source	Revenue
					From	To						
NDDOT	9210006 22886 8111	2022	I-94	27.9	Valley City District (D2)	West Fargo	High Tension Cable Median Guardrail	Safety	\$ 5,978,000	HSIP	State	\$ 5,380,000 \$ 598,000
NDDOT	9210010 22828 8102	2022	ND 18 N	1.2	I-94	Swan Creek	Curb Ramps	Rehabilitation	\$ 323,000	Non NHS-S	State	\$ 261,000 \$ 62,000
Cass County												
Cass County	1210020	2022	CR 17 Horace		81st Ave S	76th Ave S	Construction of a Multi-Use Path along the W side of CR 17	Bike/Ped	\$ 230,150	TA	Local	\$ 186,260 \$ 43,890
Minnesota Department of Transportation												
Clay County												
Clay County	2190038 014-631-024	2022	CSAH 31	9.5	S County Line	CSAH 10	***AC***Bituminous Mill and Overlay (AC Payback 2023, AC Total = 840,000 for a project total of 2,100,000) See project 2200014	Rehabilitation	\$ 1,260,000	STBGP-R	Local	\$ 741,260 \$ 518,740
Clay County	2190039 014-652-016	2022	CSAH 52	6.2	CR 67 in Sabin	I-94 Bridge in Moorhead	***AC***Bituminous mill and overlay (AC Payback 2023, AC Total = 555,000 for a project total of 2,175,000) See project 2200009	Rehabilitation	\$ 1,620,000	STBGP-R	Local	\$ 468,160 \$ 1,151,840

Detailed Project Listings 2023



This page is intentionally blank.

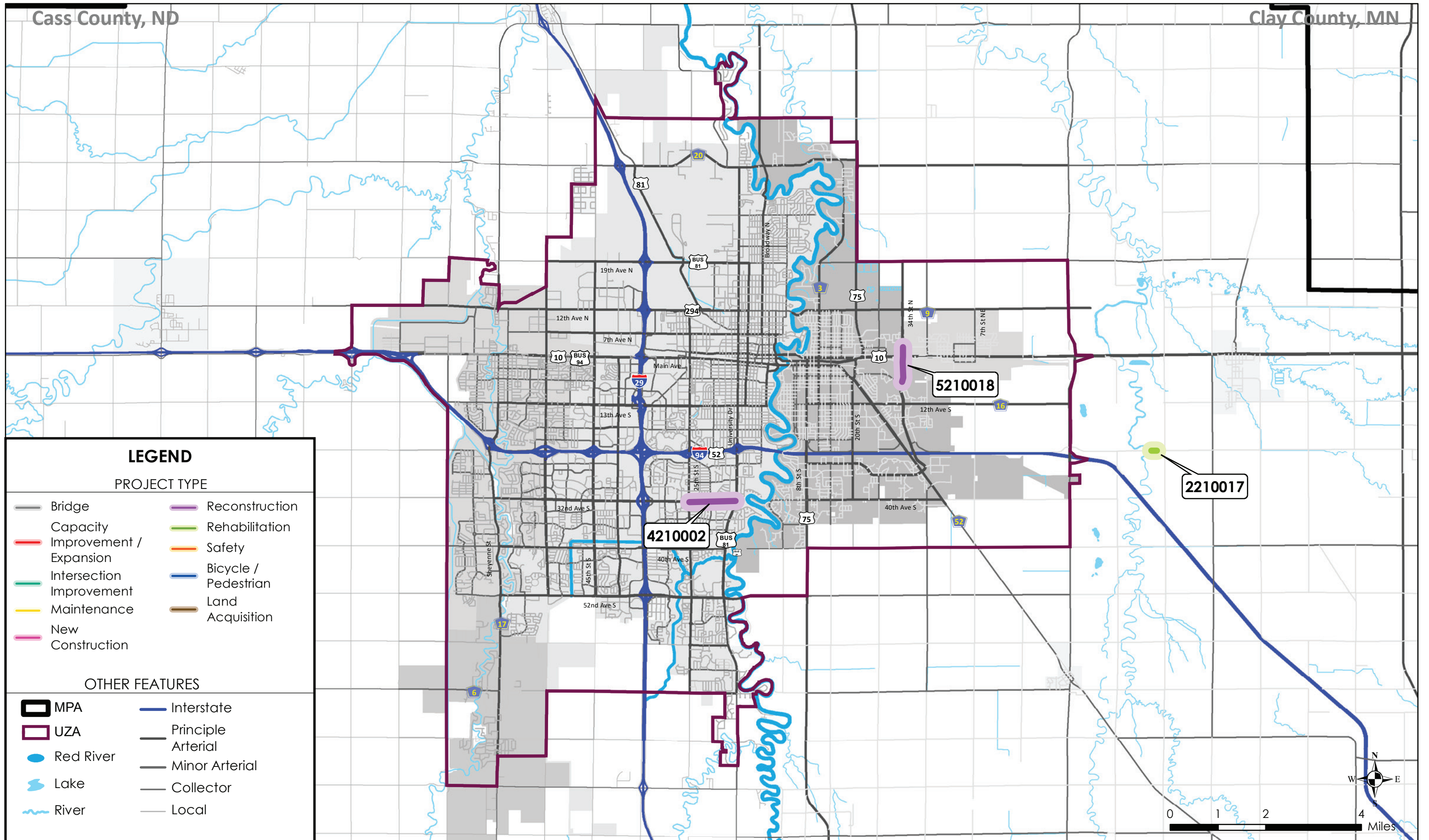
Lead Agency	Metro COG ID State Number	Project Year	Project Location	Length	Project Limits		Project Description	Improvement Type	Total Project Cost	Federal Revenue Source	Other Revenue Source	Revenue
					From	To						
Moorhead Transit												
Moorhead Transit	5200003 TRF-0034-23E	2023	Transit				Operating Assistance	Transit Operations	\$ 4,057,870	FTA 5307	State	\$ 421,800 \$ 3,636,070
Moorhead Transit	5200004 TRF-0034-23	2023	Transit				Purchase of a Bus Shelter	Transit Capital	\$ 33,000	FTA 5307	Local	\$ 26,400 \$ 6,600
Moorhead Transit	5200005 TRF-0034-23A	2023	Transit				Purchase of one <30 fr Replacement Bus (senior ride)	Transit Capital	\$ 32,000	FTA 5307	Local	\$ 27,200 \$ 4,800
Moorhead Transit	5200006 TRF-0034-23B	2023	Transit				Purchase of one <30 fr Replacement Bus (senior ride)	Transit Capital	\$ 32,000	FTA 5307	Local	\$ 27,200 \$ 4,800
Moorhead Transit	5200007 TRF-0034-23C	2023	Transit				Purchase of one <30 ft bus and bus related equipment	Transit Capital	\$ 96,000	FTA 5307	Local	\$ 76,800 \$ 19,200
Moorhead Transit	5200008 TRF-0034-23D	2023	Transit				Support Equipment/Facility Equipment (Tool Cat)	Transit Capital	\$ 32,000	FTA 5307	Local	\$ 25,600 \$ 6,400
Moorhead Transit	5190016 TRF-0034-22E	2023	Transit				Purchase equipment and replacement furniture	Transit Capital	\$ 283,000	FTA 5339	State	\$ 226,400 \$ 56,600
Moorhead Transit	5190015 TRF-0034-23F	2023	Transit				Purchase Equipment (AVA/AVL System)	Transit Capital	\$ 201,500	State	Local	\$ 161,200 \$ 40,300
Fargo Transit												
Fargo Transit	4200017 8317	2023	Transit				Capital Purchase	Transit Capital	\$ 1,250,000	STBGP-U	Local	\$ 1,000,000 \$ 250,000
Fargo Transit	4200029 8326 TURB	2023	Transit				Operating Assistance, Paratransit Operating Assistance Funded as Capital, and Preventative Maintenance	Transit Operations	\$ 4,583,000	FTA 5307	Local	\$ 2,979,000 \$ 1,604,000
City of Fargo												
City of Fargo	4200016 8316	2023	52nd Ave S		63rd St	Sheyenne	Reconstruction of 52nd Avenue S	Reconstruction	\$ 7,000,000	STBGP-U	Local	\$ 5,000,000 \$ 2,000,000
City of Fargo	4210004	2023	42nd St S & I-94		42nd St S & I-94 Grade Separation		Structure Rehabilitation	Rehabilitation	\$ 275,680	STBGP-U	Local	\$ 223,108 \$ 52,572

Lead Agency	Metro COG ID State Number	Project Year	Project Location	Length	Project Limits		Project Description	Improvement Type	Total Project Cost	Federal Revenue Source	Other Revenue Source	Revenue
					From	To						
City of Moorhead												
City of Moorhead	5200010 144-135-016	2023	34th St	1.0	4th Ave S	24th Ave S	Reconstruction of 34th Street	Reconstruction	\$ 2,100,000	STBGP	Local	\$ 807,600 \$ 1,292,400
City of West Fargo												
North Dakota Department of Transportation												
NDDOT	9162668 8314	2023	Main Ave	1.0	University	25th St	Reconstruction of Main Ave *Pending	Reconstruction	\$ 15,412,522	NHS-U	State Local	\$ 8,369,948 \$ 1,226,416 \$ 5,816,158
NDDOT	9190029 22643 8223	2023	I-29N		7.0 N of US 10 Near Argusville City Limits		Structure Paint	Rehabilitation	\$ 281,000	IM	State	\$ 253,000 \$ 28,000
NDDOT	9190028 22643 8224	2023	I-29N		3.0 South of Harwood		Structure Paint	Rehabilitation	\$ 281,000	IM	State	\$ 253,000 \$ 28,000
NDDOT	9190030 22643 8225	2023	I-29N		2.0 N of Harwood Interchange		Structure Paint	Rehabilitation	\$ 281,000	IM	State	\$ 253,000 \$ 28,000
NDDOT	9200015 22629 8208	2023	I-29N	0.2	13th Ave S NE Ramp		Portland Concrete Cement Pave, Widening	Rehabilitation	\$ 243,000	IM	State	\$ 219,000 \$ 24,000
NDDOT	9200031 22631 8213	2023	I-94E	1.0	I-29	25th St Interchange	Portland Concrete Cement Pave, Ramp Connection, Ramp Revisions, Widening	Rehabilitation	\$ 1,416,000	IM	State	\$ 1,274,000 \$ 142,000
NDDOT	9200032 8215	2023	I-94W	4.9	1.0 W of 45th St	Red River	Concrete Pavement Repair *Pending	Rehabilitation	\$ 1,810,000	IM	State	\$ 1,629,000 \$ 181,000
NDDOT	9200030 8212	2023	I-94E	4.9	1.0 W of 45th St	Red River	Concrete Pavement Repair *Pending	Rehabilitation	\$ 1,810,000	IM	State	\$ 1,629,000 \$ 181,000
NDDOT	9182612 20181 8324	2023	I-29 N of Metro	1.4	At Red River Diversion		FM Metro Area Diversion: Structure, grade raise, PCC paving, drainage improvements, median x-overs	New Structure	Illustrative			
NDDOT	9182613 20181 8325	2023	I-94 W of Metro		At Red River Diversion		FM Metro Area Diversion: Structure, grade raise, PCC paving, drainage improvements, median x-overs	New Structure	Illustrative			

Lead Agency	Metro COG ID State Number	Project Year	Project Location	Length	Project Limits		Project Description	Improvement Type	Total Project Cost	Federal Revenue Source	Other Revenue Source	Revenue
					From	To						
NDDOT	9210005 22888 8227	2023	I-29	48.1	Fargo District (D8)	Grand Forks District (D6)	High Tension Cable Median Guardrail	Safety	\$ 10,300,000	HSIP	State	\$ 9,270,000 \$ 1,030,000
NDDOT	9190027 22203 8214	2023	I-94W	2.7	W Horace Rd	Near WFargo E	Approach Slabs, Crack & Seat, Hot Bituminous Pavement on Ramps, Lighting, Portland Concrete Cement	Rehabilitation	\$ 3,652,000	IM	State	\$ 3,287,000 \$ 365,000
NDDOT	9190025 22203 8211	2023	I-94E	2.7	W Horace Rd	Near WFargo E	Approach Slabs, Crack & Seat, Hot Bituminous Pavement on Ramps, Lighting, Portland Concrete Cement	Rehabilitation	\$ 3,652,000	IM	State	\$ 3,287,000 \$ 365,000
NDDOT	9210008 8202	2023	ND 10E	12.1	ND 18 E	Raymond Interchange	Mill and Overlay	Rehabilitation	\$ 2,225,000	Non NHS-S	State	\$ 1,801,000 \$ 424,000
NDDOT	9210009 8201	2023	ND 10E	2.7	Lynchburg Interchange	ND 18 S Casselton	Concrete Pavement Repair, Mill and Overlay	Rehabilitation	\$ 876,000	Non NHS-S	State	\$ 709,000 \$ 167,000
Cass County												
Minnesota Department of Transportation												
MnDOT	8200011 1409-25	2023	MN 9	2.4	Barnesville	I-94	Reconstruct, Mill and Overlay, ADA Improvements (Associated with project 2190040)	Rehabilitation	\$ 4,460,648	STBGP	State	\$ 2,555,434 \$ 1,905,214
Clay County												
Clay County	2200014 014-631-024AC	2023	CSAH 31	9.5	CSAH 10	S County Line	***AC***Bituminous Mill and Overlay (AC Payback 1 of 1) See project 20190038	Rehabilitation	\$ 840,000	STBGP-R		\$ 840,000
Clay County	2200009 014-652-016AC	2023	CSAH 52	6.2	CR 67 in Sabin	I-94 Bridge in Moorhead	***AC***Bituminous mill and overlay (AC Payback 1 of 1) See project 2190039	Rehabilitation	\$ 555,000	STBGP-R		\$ 555,000
Clay County	2200033 1409-25	2023	MN 9	2.4	South 2nd Ave In Barnesville	MN 34	Multi-Use Trail and Streetscaping (Associated with Project 8200011)	Bike/Ped	\$ 443,000	TA	Local	\$ 300,000 \$ 143,000

This page is intentionally blank.

Detailed Project Listings 2024



LEGEND

PROJECT TYPE

- Bridge
- Capacity Improvement / Expansion
- Intersection Improvement
- Maintenance
- New Construction
- Reconstruction
- Rehabilitation
- Safety
- Bicycle / Pedestrian
- Land Acquisition

OTHER FEATURES

- MPA
- UZA
- Red River
- Lake
- River
- Interstate
- Principle Arterial
- Minor Arterial
- Collector
- Local

This page is intentionally blank.

Lead Agency	Metro COG ID State Number	Project Year	Project Location	Length	Project Limits		Project Description	Improvement Type	Total Project Cost	Federal Revenue Source	Other Revenue Source	Revenue
					From	To						
Moorhead Transit												
Moorhead Transit	5210013 TRF-0034-24A	2024	Transit				Purchase of one <30 ft bus and bus related equipment	Transit Capital	\$ 96,000	FTA 5307	Local	\$ 76,800 \$ 19,200
Moorhead Transit	5210014 TRF-0034-24B	2024	Transit				Purchase of a Bus Shelter	Transit Capital	\$ 34,000	FTA 5307	Local	\$ 27,200 \$ 6,800
Moorhead Transit	5210015 TRF-0034-24C	2024	Transit				Purchase of Miscellaneous Support Equipment	Transit Capital	\$ 21,000	FTA 5307	Local	\$ 16,800 \$ 4,200
Moorhead Transit	5210016 TRF-0034-24D	2024	Transit				Operating Assistance	Transit Operations	\$ 4,212,400	FTA 5307	State	\$ 476,000 \$ 3,736,400
Fargo Transit												
Fargo Transit	4210001 8310	2024	Transit				Operating Assistance, Paratransit Operating Assistance Funded as Capital, and Preventative Maintenance	Transit Operations	\$ 4,675,000	FTA 5307	Local	\$ 3,039,000 \$ 1,636,000
Fargo Transit	4210003	2024	Transit				Capital Purchase	Transit Capital	\$ 1,250,000	STBGP-U	Local	\$ 1,000,000 \$ 250,000
City of Fargo												
City of Fargo	4210002 8230	2024	32nd Ave S		25th St S	University Dr	Reconstruction of 32nd Ave S in Fargo *Pending	Reconstruction	\$ 9,600,000	STBGP-U	Local	\$ 7,680,000 \$ 1,920,000
City of Moorhead												
City of Moorhead	5210018 144-135-017	2024	34th St	0.8	4th Ave S	3rd Ave N	Grading, Cone Surfacing, Lighting, Storm Sewer, Signals, ADA Improvements	Reconstruction	\$ 2,900,000	STBGP-U	Local	\$ 263,000 \$ 2,637,000
City of West Fargo												
North Dakota Department of Transportation												

Lead Agency	Metro COG ID State Number	Project Year	Project Location	Length	Project Limits		Project Description	Improvement Type	Total Project Cost	Federal Revenue Source	Other Revenue Source	Revenue
					From	To						
Cass County												
Minnesota Department of Transportation												
Clay County												
Clay County	2210017 014-614-001	2024	CSAH 14 1.8 E of MN 336		Bridge Over Buffalo River		Replace Bridge #92440 with New Bridge #14555 Over the S Branch Buffalo River	Rehabilitation	\$ 920,000	BROS	Local	\$ 736,000 \$ 184,000

Section 5 | Annual Listing of Obligated Projects

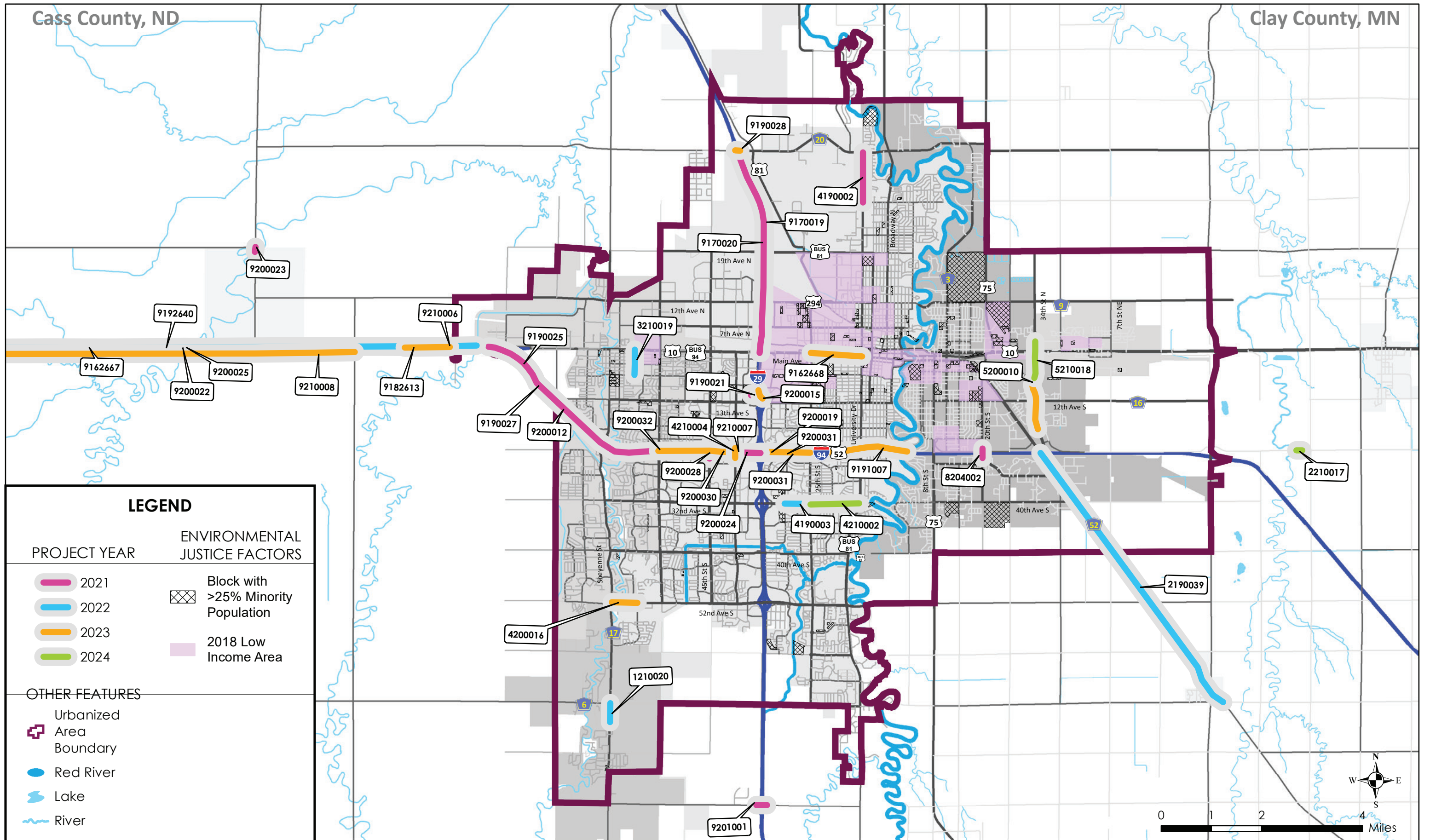
The Metro COG TIP includes an Annual Listing of Obligated Projects (ALOP) which lists federally-obligated projects from the preceding program year. The ALOP element of the 2021-2024 TIP is reflective of projects that have been let in 2020. It includes relevant TIP information and identifies the amount of Federal funds requested in the TIP. The projects listed on the following pages include only programmed projects that received, or will receive federal transportation funds under 23 U.S.C. or 49 U.S.C. Chapter 53. Projects funded solely with local funds are not included.

Lead Agency	Metro COG ID State Number	Project Year	Project Location	Length	Project Limits		Project Description	Improvement Type	Total Project Cost	Federal Revenue Source	Other Revenue Source	Revenue
					From	To						
West Central Communities Action, Inc.												
West Central Communities Action,	8203001 TRF 4003-21	2020	Transit				Region Four Regional Transportation Coordination Council (RTCC) Activities	Operating Assistance	\$ 56,000	FTA 5310	State Local	\$ 44,800 \$ 5,600 \$ 5,600
Moorhead Transit												
Moorhead Transit	5200001 TRF-0034-20B	2020	Transit				Communication Equipment (Transit Green Light Priority) Joint with City Engineering	Transit Capital	\$ 521,000	FTA 5339	Local	\$ 416,800 \$ 104,200
Moorhead Transit	5162685 TRF-0034-20D	2020	Transit				Support Equipment/Facility Upgrades: LED Lighting and Diesel Particulate Filter Cleaner	Transit Capital	\$ 49,000	FTA 5339	Local	\$ 39,200 \$ 9,800
Moorhead Transit	5162686 TRF-0034-20A	2020	Transit				Moorhead Transit Operating Assistance	Transit Operations	\$ 3,458,500	FTA 5307	State	\$ 431,000 \$ 3,027,500
Moorhead Transit	5190007 TRF-0034-20E	2020	Transit				Purchase of a Bus Shelter	Transit Capital	\$ 30,000	FTA 5339	Local	\$ 24,000 \$ 6,000
Moorhead Transit	5200099 TRF-0034-20F	2020	Transit				Transit Hub Improvements - Dilworth Walmart	Transit Capital	\$ 287,500	FTA 5339	Local	\$ 230,000 \$ 57,500
Fargo Transit												
Fargo Transit	4162670 8017	2020	Transit				Capital purchase	Transit Capital	\$ 1,250,000	STBGP-U	Local	\$ 1,000,000 \$ 250,000
Fargo Transit	4162672 8031 TURB	2020	Transit				Operating Assistance, Paratransit Operating Assistance Funded as Capital, and Preventative Maintenance	Transit Operations	\$ 4,803,891	FTA 5307	Local	\$ 2,807,164 \$ 1,996,727
Fargo Transit	4200036	2020	Transit				Purchase of one (1) 35 ft replacement bus and bus related equipment (replaces VIN 7C032364)	Transit Capital	\$ 525,000	FTA 5339	Local	\$ 420,000 \$ 105,000
Fargo Transit	4200037	2020	Transit				Purchase of one (1) 30 ft expansion bus and bus related equipment	Transit Capital	\$ 155,300	FTA 5339	Local	\$ 124,240 \$ 31,060
Fargo Transit	4200038	2020	Transit				Purchase Stationary Bus Fare Collection Equipment	Transit Capital	\$ 1,000,000	FTA 5339	Local	\$ 750,000 \$ 250,000

Lead Agency	Metro COG ID State Number	Project Year	Project Location	Length	Project Limits		Project Description	Improvement Type	Total Project Cost	Federal Revenue Source	Other Revenue Source	Revenue
					From	To						
Fargo Transit	4200039	2020	Transit				Rehab/Renovate - Miscellaneous Support Equipment	Transit Capital	\$ 97,696	FTA 5339	Local	\$ 78,156 \$ 19,540
Fargo Transit	4200040	2020	Transit				Purchase Diesel Exhaust Particulate (DEP) Filter Cleaner	Transit Capital	\$ 33,500	FTA 5339	Local	\$ 26,500 \$ 6,700
Fargo Transit	4200041	2020	Transit				Rehab/Renovate - Administration/Maintenance Facility (Metro Transit Garage [MTG])	Transit Capital	\$ 67,000	FTA 5339	Local	\$ 53,600 \$ 13,400
Fargo Transit	4200042	2020	Transit				Purchase of one (1) <30 ft replacement bus and bus related equipment (replaces VIN FDA12131)	Transit Capital	\$ 90,000	FTA 5310	Local	\$ 72,000 \$ 18,000
Fargo Transit	4200043	2020	Transit				Purchase of one (1) <30 ft replacement bus and bus related equipment (replaces VIN FDA12132)	Transit Capital	\$ 90,000	FTA 5310	Local	\$ 72,000 \$ 18,000
Fargo Transit	4200044	2020	Transit				Purchase of one (1) <30 ft replacement bus and bus related equipment (replaces VIN FDA12133)	Transit Capital	\$ 90,000	FTA 5310	Local	\$ 72,000 \$ 18,000
Fargo Transit	4200045	2020	Transit				Purchase of one (1) <30 ft expansion bus and bus related equipment	Transit Capital	\$ 84,700	FTA 5310	Local	\$ 67,760 \$ 16,940
Fargo Transit	4200046	2020	Transit				Mobility Manager Salary	Transit Operations	\$ 101,100	FTA 5310	Local	\$ 80,880 \$ 20,220
City of Fargo												
City of Fargo	418011 21564 8015	2020	64th Ave S	2.0	45th St S	25th St S	Construction of 64th Ave S as a 3-lane urban arterial, grade separated overpass of I-29, shared use path, and bicycle/pedestrian facilities.	New Construction	\$ 30,649,984	STBGP-U	Local	\$ 9,932,907 \$ 20,717,077
City of Moorhead												
City of Moorhead	5162687 144-118-016	2020	12th Ave S	1.4	SE Main	5th St	From 20th St to 5th St, mill and overlay, and from 20th St to SE Main Ave, pavement replacement	Rehabilitation	\$ 2,440,220	STBGP	Local	\$ 1,776,196 \$ 664,024
City of Moorhead	5162688 144-090-018	2020	Rivershore Dr	2.1	50th Ave S	20th Ave S	Blue Goose Trail - paved multi use trail & on-street bike facilities	Bike/Ped	\$ 525,195	TA	Local	\$ 360,000 \$ 165,195
City of Moorhead	5190036 144-115-016	2020	11th Street				Right of Way Acquisition for the 11th Street Railroad Underpass	Land Acquisition	\$ 531,993	DEMO	Local	\$ 425,594 \$ 106,399

Lead Agency	Metro COG ID State Number	Project Year	Project Location	Length	Project Limits		Project Description	Improvement Type	Total Project Cost	Federal Revenue Source	Other Revenue Source	Revenue
					From	To						
City of West Fargo												
City of West Fargo	3190041 22277 8018	2020	Sheyenne St		7th Ave	Main	Road Diet, Bulb-Outs, Sidewalk, Access Modifications, Parking, Streetscape, Street Furniture, Lighting, Bus Stop	Reconstruction	\$ 3,600,000	UGP	Local	\$ 2,377,446 \$ 1,222,554
City of West Fargo	3200035	2023	Drain 45		13th Ave E	7th Ave E	Construction of a Multi-Use Path along Drain 45	Bike/Ped	\$ 387,000	TA	Local	\$ 232,000 \$ 155,000
City of West Fargo	3204001	2020	I-94 2 W of I-29		9th St & I-94		Deck Spall Repairs, Sleeper Slab with Roadway Panels, Roadway Expansion Joints, Concrete Pavement Repair *Pending	Rehabilitation	\$ 482,000	STBGP-U	Local	\$ 390,082 \$ 91,918
North Dakota Department of Transportation												
NDDOT	917020b 21170 8032	2020	Main Ave	0.5	University Drive	Broadway	Reconstruct Main Ave, replacement of underground utilities *Utility replacement included in cost	Reconstruction	\$ 15,780,000	STBGP-R	State Local	\$ 10,723,000 \$ 1,202,000 \$ 3,855,000
NDDOT	9190031 22487 8023	2020	I-29N		Jct I-29 & 12th Ave N Fargo		Deck Overlay, Structural Repair	Rehabilitation	\$ 1,298,000	IM	State	\$ 1,168,000 \$ 130,000
NDDOT	9200017 22291 8039	2020	I-29N	1.5	S of I-94	S of 17th Ave	Concrete Median Barrier, PCC Pave	Safety	\$ 2,002,000	HSIP	State	\$ 1,802,000 \$ 200,000
NDDOT	9200018 22436 8014	2020	Fargo/W Fargo				Various Signals in Fargo and West Fargo	Safety	\$ 450,000	Non-NHS-S	State	\$ 364,000 \$ 86,000
NDDOT	9190019 8022	2020	I-29N		I-29 & I-94 Interchange		Approach Slabs, Expansion Joint Modification, Structural/Incidentals	Rehabilitation	\$ 273,000	IM	State	\$ 246,000 \$ 27,000
NDDOT	9200020 8024	2020	I-29N		2 N of Harwood		Deck Overlay, Approach Slabs, Expansion Joint Modification, Joint Sealant	Rehabilitation	\$ 430,000	IM	State	\$ 387,000 \$ 43,000
NDDOT	9200021 8026	2020	I-29S		2 N of Harwood		Deck Overlay, Expansion Joint Modification, Joint Sealant	Rehabilitation	\$ 380,000	IM	State	\$ 342,000 \$ 38,000
Cass County												

Lead Agency	Metro COG ID State Number	Project Year	Project Location	Length	Project Limits		Project Description	Improvement Type	Total Project Cost	Federal Revenue Source	Other Revenue Source	Revenue
					From	To						
Minnesota Department of Transportation												
MnDOT	8190034 14-00126	2020	CSAH 2			at RR tracks	Install Gates at OTVR Railroad Crossing in Barnesville	Safety	\$ 230,000	RRS LF	State	\$ 207,000 \$ 23,000
MnDOT	8190033 1480-177	2020	I-94			at weigh station	Install mainline (EB/WB) weigh-in-motion scale at RP 13.102 (funded by district c) *Early let/late award (ELLA)	Rehabilitation	\$ 355,752	SF	State	\$ 355,752
Clay County												
Clay County	2200002 014-598-069	2020	CR 100, 93, 68, & CSAH 21				Bridge Replacement On CR 100, CR 93, CR 68, and CSAH 21	Reconstruction	\$ 935,000	BROS	Local	\$ 748,000 \$ 187,000
Clay County	8190035 014-070-010	2020	CSAH 14	2.7	CSAH 17	MN 336	Mill & overlay, shoulder paving, edgelines, and rumble strips	Safety	\$ 629,683	HSIP	State Local	\$ 238,214 \$ 26,469 \$ 365,000



LEGEND

PROJECT YEAR	ENVIRONMENTAL JUSTICE FACTORS
2021	Block with >25% Minority Population
2022	2018 Low Income Area
2023	
2024	

OTHER FEATURES

- Urbanized Area
- City Boundary
- Red River
- Lake
- River

Environmental Justice Factors & Projects By Year