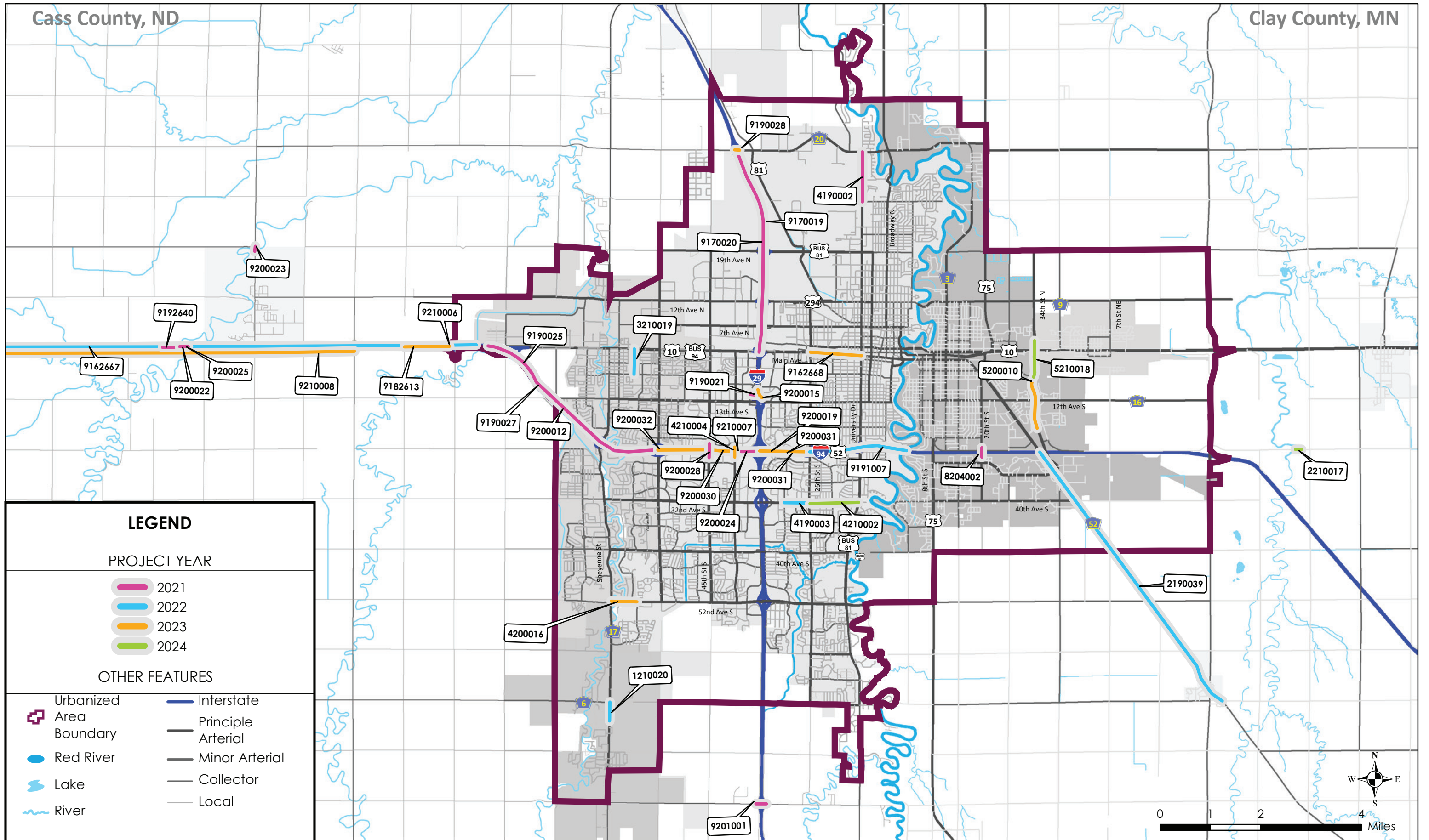


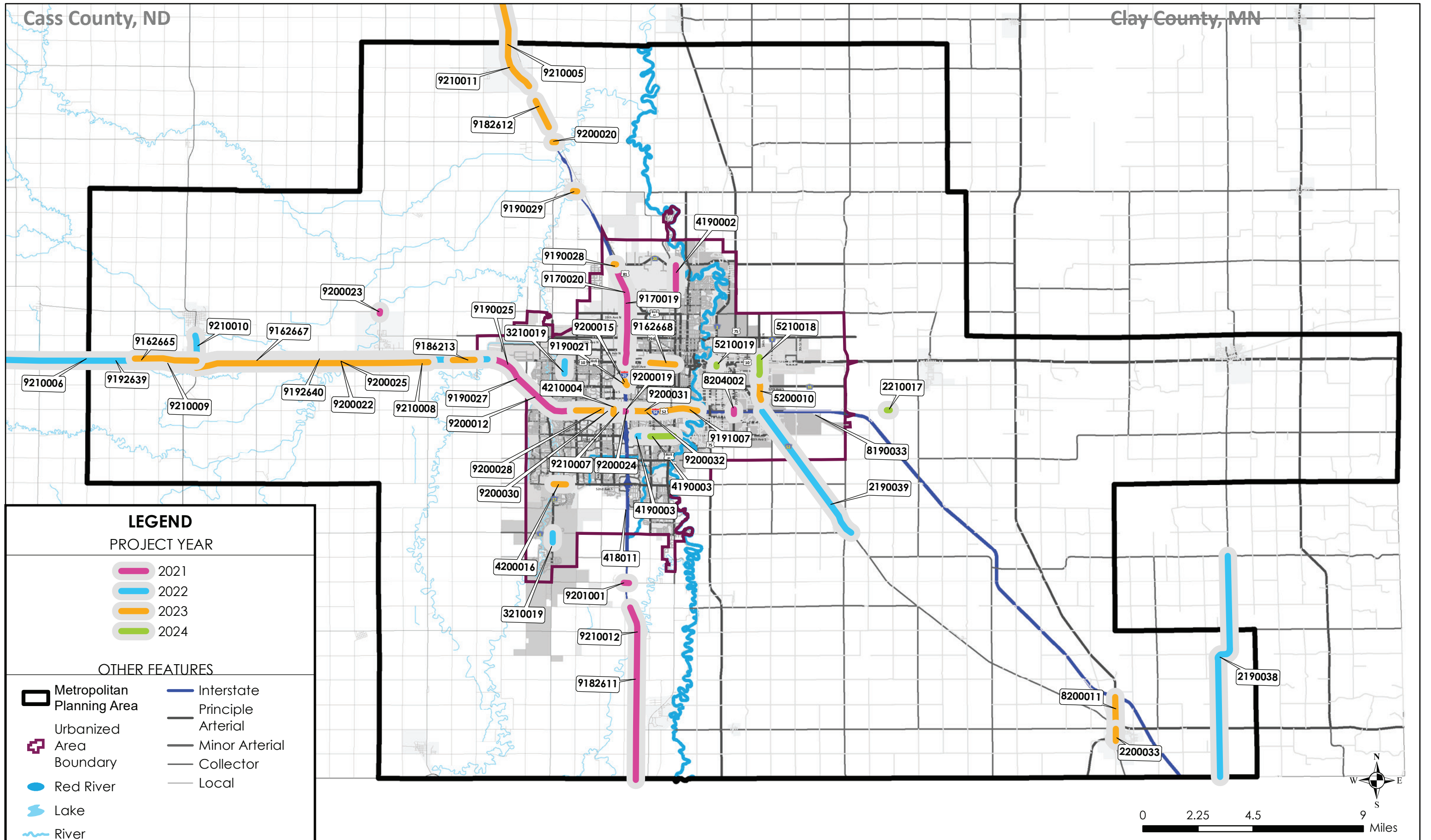
Section 2 | Project Locator Map

The following maps on page 30 and 31 display TIP project locations within the MPA and UZA by year. Projects are displayed by their Metro COG ID numbers. Pink is 2021, blue is 2022, orange is 2023, and green is 2024 program year. It is important to note that program year may be different than construction year, which depends upon the bidding schedule for the project. Transit projects are only mapped if applicable to a specific location.

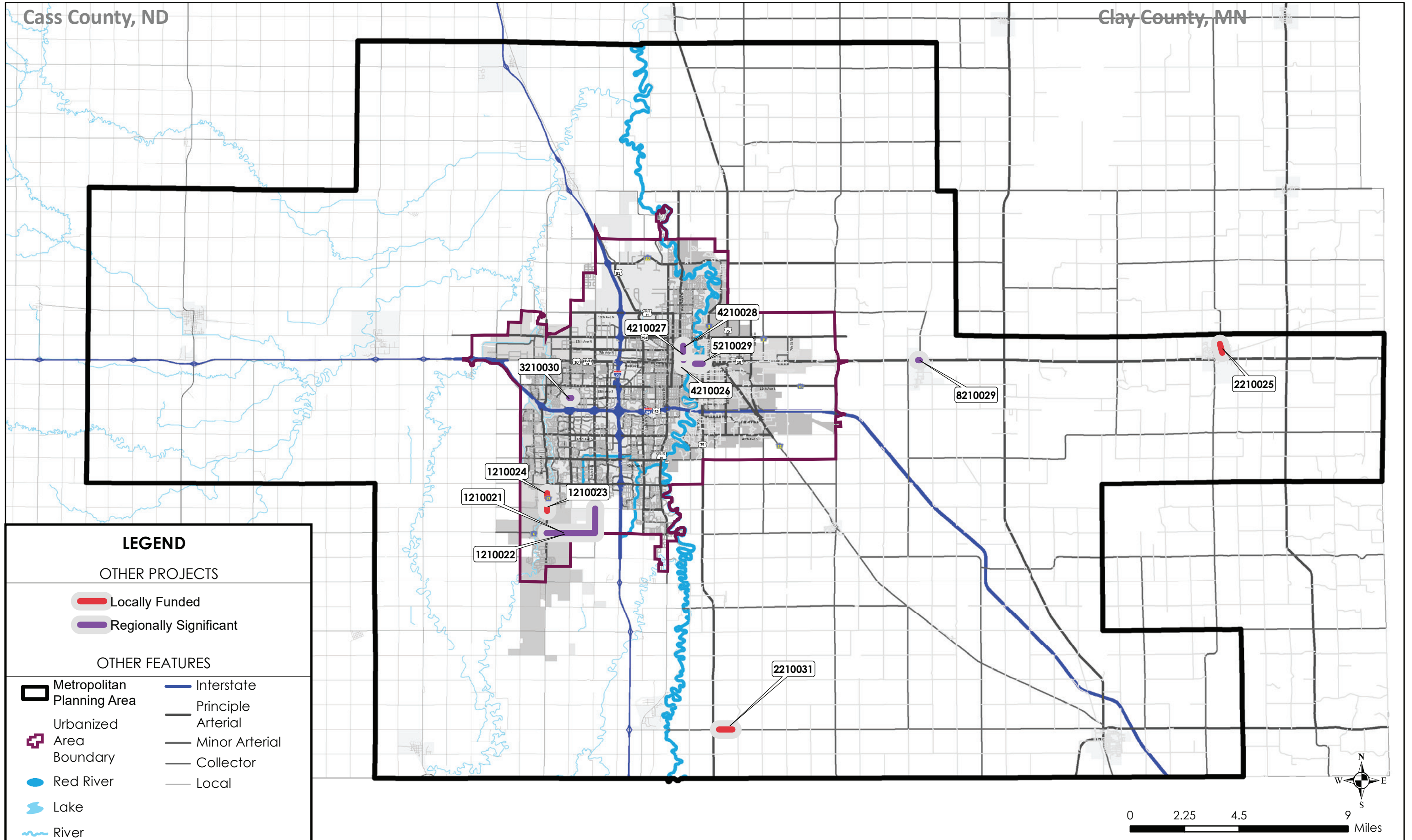
The map on page 32 displays Regionally Significant (RS) and Locally Funded (LF) projects within the MPA. Projects are displayed by their Metro COG ID. Purple is RS and red is LF. RS and LF projects are also included in the detailed project listings by year.



Urbanized Area Projects By Year



Metropolitan Planning Area Projects By Year



Section 3 | Detailed Project Listings

The following section includes maps and lists federally funded, Regionally Significant (RS), and select locally funded (LF) projects by year in order from 2021-2024. Maps display projects by their TIP project typologies. The project typologies include:

- Bridge (grey)
- Capacity Improvement/Expansion (red)
- Intersection Improvement (teal)
- Maintenance (yellow)
- New Construction (pink)
- Reconstruction (purple)
- Rehabilitation (green)
- Safety (orange)
- Bicycle/Pedestrian (blue)
- Land Acquisition (brown)

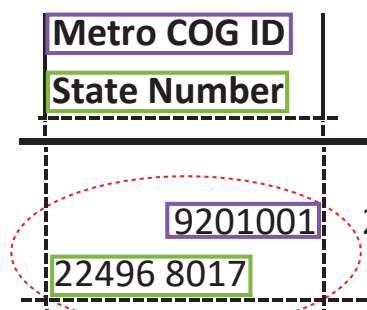
The project tables are also listed by year and include the following information, as applicable:

- Lead Agency
- Metro COG ID
- State Number
- Project Year
- Project Location
- Length
- Project Limits (from - to)
- Project Description
- Improvement Type
- Total Project Cost
- Federal Revenue Source
- Other Revenue Source
- Revenue (cost split by source)

The following page (pg. 34) highlights how to read the project tables and where to find the critical information.

Lead Agency

Typical agencies include Moorhead Transit, Fargo Transit, City of Fargo, City of Moorhead, City of West Fargo, North Dakota Department of Transportation (NDDOT), Cass County, Minnesota Department of Transportation (MnDOT), Clay County, and other applicable nonprofit agencies that may receive Federal transportation funds.



Metro COG ID (project number) and State Number

As shown directly to the left, the Metro COG ID is the unique seven-digit project number that is assigned to projects whenever they are added to the TIP. The first digit is a unique to the lead agency, the second, third, and fourth digits represent when the project was programmed into the TIP (e.g. X200XX = project was added in the development of the 2020-2023 TIP), the fourth digit indicates if the project was added in an amendment (e.g. X201XXX = added project in first amendment to the 2020-2023 TIP), and the last three digits are the numerical project number as the projects are added to the Draft TIP. State project numbers are subject to change and are included for informational purposes only below the Metro COG ID number.

Project Year

This is the year in which the project is funded, or the year in which funding is identified and programmed for the project. The project year is not necessarily the construction year however, it is typical that first year TIP projects are bid or let before the next annual TIP is developed.

Length

If applicable, the length of the project is included in miles.

Project Description

This section further identifies the project to be carried out on the previously stated "facility" by describing the limits and types of improvements.

Lead Agency	Metro COG ID State Number	Project Year	Project Location	Length	Project Limits		Project Description	Improvement Type	Total Project Cost	Federal Revenue Source	Other Revenue Source	Revenue
					From	To						
North Dakota Department of Transportation												
NDDOT	9201001 22496 8017	2021	I-29 N		7.0 S of I-94		Structure Paint	Rehabilitation	\$ 300,000	IM	State	\$ 270,000 \$ 30,000
NDDOT	9170019 8002	2021	I-29N	4.0	Main Ave	N Fargo Interchange	Concrete Pavement Repair	Rehabilitation	\$ 674,000	IM	State	\$ 607,000 \$ 67,000
NDDOT	9170020 8005	2021	I-29S	4.0	Main Ave	N Fargo Interchange	Concrete Pavement Repair	Rehabilitation	\$ 673,000	IM	State	\$ 606,000 \$ 67,000
NDDOT	9192639 8008	2021	I-94W	7.2	W Wheatland E	E of Casselton	Concrete Pavement Repair, Hot Bituminous Pavement on Ramps, Sand Seal	Rehabilitation	\$ 1,146,000	IM	State	\$ 1,031,000 \$ 115,000
NDDOT	9162665 8007	2021	I-94E	8.0	W Wheatland E	E of Casselton	Concrete Pavement Repair, Hot Bituminous Pavement on Ramps, Sand Seal	Rehabilitation	\$ 1,202,000	IM	State	\$ 1,082,000 \$ 120,000

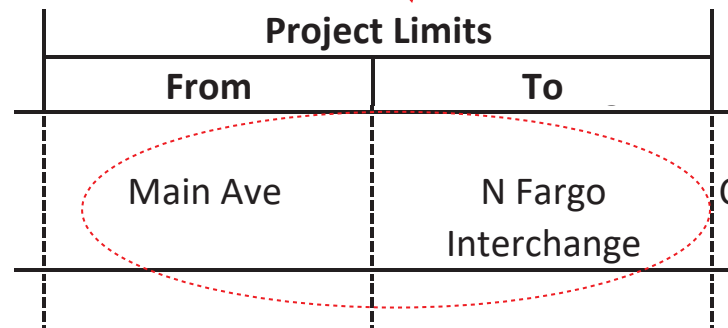
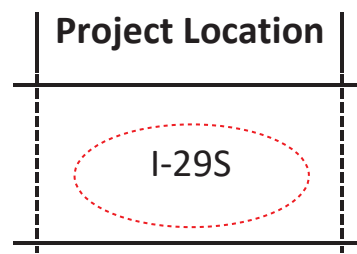
Total Project Cost and Revenue Sources

Some of the most critical information in the TIP document are the Total Project Cost, Federal Revenue Source, Other Revenue Source, and the Revenue columns. The total project cost is the estimated total project cost of the project and all listed revenue sources should equal the total project cost. There may be instances where only one revenue source is listed for instance, if a locally funded regionally significant project is included in the listing or vice versa, there may be instances where several revenue sources are listed for instance, for federal projects requiring local match or other projects involving multiple jurisdictions.

The Federal Revenue Source column, as shown to the left indicates the program from which the federal funds have been identified. Typically the source is listed by its acronym, a list of federal funding source acronyms is included on page 13. The federal funding dollar amount is then listed in the same row under the Revenue column (e.g. IM = Interstate Maintenance - State program funds). All federal funds shown in the project tables are fiscally constrained (please see Section 6 of the TIP).

The Other Revenue Source column, also shown to the left indicates what jurisdiction the local funds are coming from. A vast majority of federal funds require a local match which may vary from 10 to 20 percent of the total project cost. Some projects may not be eligible for federal funding to cover the entire total project cost, in which case more local funds may be shown to cover any ineligible expense. In the example given, because the State is the lead agency of the project, the local revenue source (local match) is coming from said State.

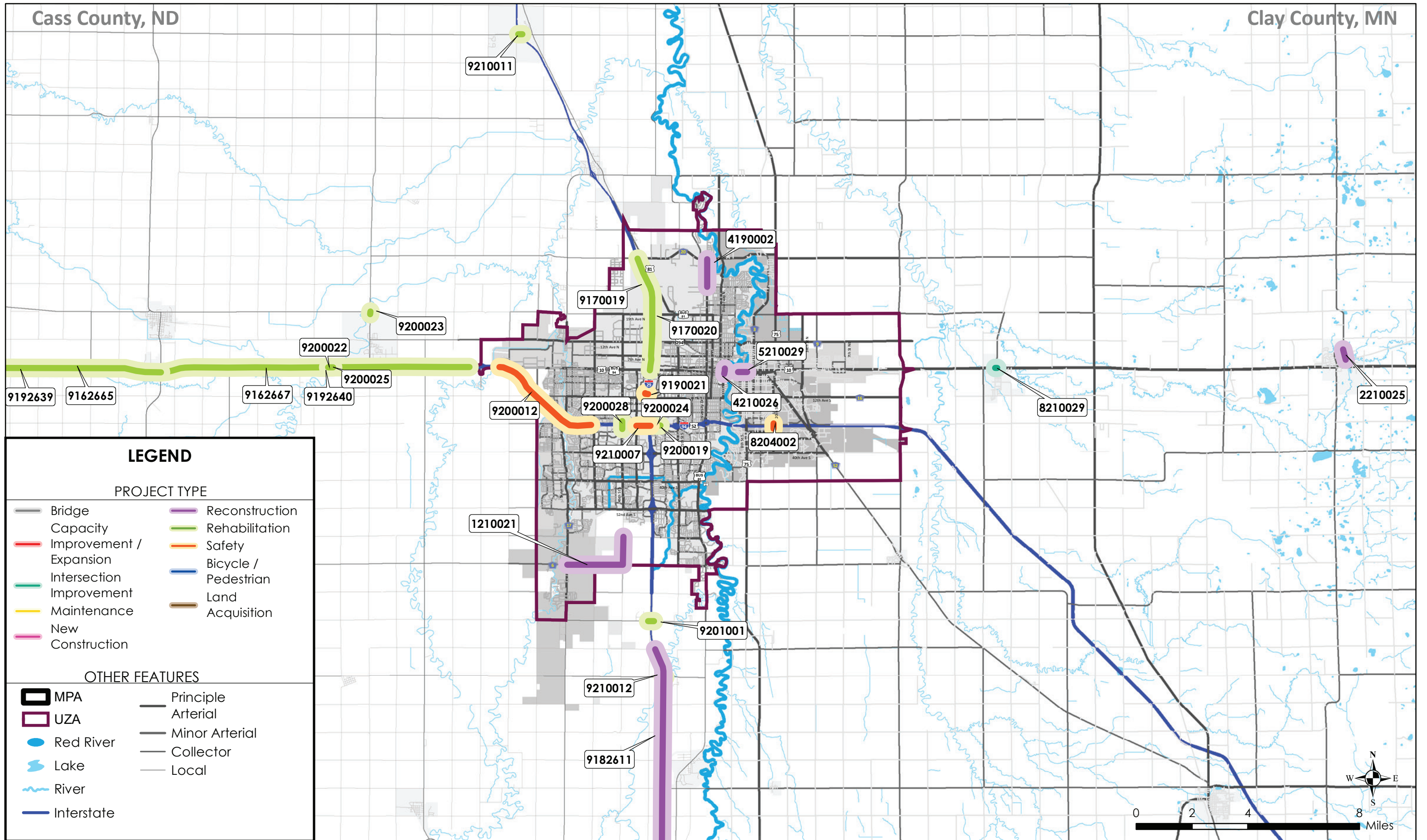
The revenue sources must equal the total project cost and shall meet all local match requirements of applicable federal funding sources.



Project Location and Project Limits

The project location places the project within the legal boundaries of the stated lead agency or jurisdiction. In cases where the project shares land with another jurisdiction, the project location or project description will list all of the affected governmental units. Project location and project limits give an accurate reference to where a project will be occurring. The above example indicates that there will be a project on I-29S (a.k.a. Interstate 29 Southbound) from Main Ave to the N Fargo Interchange.

Total Project Cost	Federal Revenue Source	Other Revenue Source	Revenue
\$ 300,000	IM	State	\$ 270,000 \$ 30,000



Lead Agency	Metro COG ID State Number	Project Year	Project Location	Length	Project Limits		Project Description	Improvement Type	Total Project Cost	Federal Revenue Source	Other Revenue Source	Revenue
					From	To						
Moorhead Transit												
Moorhead Transit	5170008 TRF-0034-21A	2021	Transit				Moorhead Transit Operating Assistance	Transit Operations	\$ 3,500,000	FTA 5307	State	\$ 376,000 \$ 3,124,000
Moorhead Transit	5170009 TRF-0034-21B	2021	Transit				Purchase of one <30 ft Replacement Senior Ride Van (class 200) and Related Equipment	Transit Capital	\$ 30,000	FTA 5307	Local	\$ 25,500 \$ 4,500
Moorhead Transit	5190010 TRF-0034-21C	2021	Transit				Purchase of a Bus Shelter	Transit Capital	\$ 30,000	FTA 5307	Local	\$ 24,000 \$ 6,000
Moorhead Transit	5170005 TRS-0034-20T	2021	Transit				Purchase of one (1) <30 ft replacement bus and bus related equipment (replaces unit #1231)	Transit Capital	\$ 91,000	STBGP	State Local	\$ 72,800 \$ 9,100 \$ 9,100
Moorhead Transit	5170006 TRS-0034-20TA	2021	Transit				Purchase of one (1) <30 ft replacement bus and bus related equipment (replaces unit #1232)	Transit Capital	\$ 91,000	STBGP	State Local	\$ 72,800 \$ 9,100 \$ 9,100
Moorhead Transit	5190011 TRF-0034-21D	2021	Transit				Purchase 35ft replacement bus (Unit 1020)	Transit Capital	\$ 541,000	FTA 5307	Local	\$ 459,850 \$ 81,150
Moorhead Transit	5210020 TRF=0034-21F	2021	Transit				Transit Hub Improvements - Dilworth Walmart	Transit Capital	\$ 250,000	FTA 5339	Local	\$ 200,000 \$ 50,000
Fargo Transit												
Fargo Transit	4170017 8034	2021	Transit				Operating Assistance, Paratransit Operating Assistance Funded as Capital, and Preventative Maintenance	Transit Operations	\$ 4,405,000	FTA 5307	Local	\$ 2,863,000 \$ 1,542,000
City of Fargo												
City of Fargo	4190002 22292 8133	2021	N University Dr		40th Ave N	32nd Ave N	Reconstruction of University Drive	Reconstruction	\$ 6,000,000	STBGP-U	Local	\$ 4,500,000 \$ 1,500,000
City of Fargo	4210026	2021	4th St N		Main Ave	1st Ave N	Reconstruction of 4th St N ***RS***	Reconstruction	\$ 2,050,000		Local	\$ 2,050,000

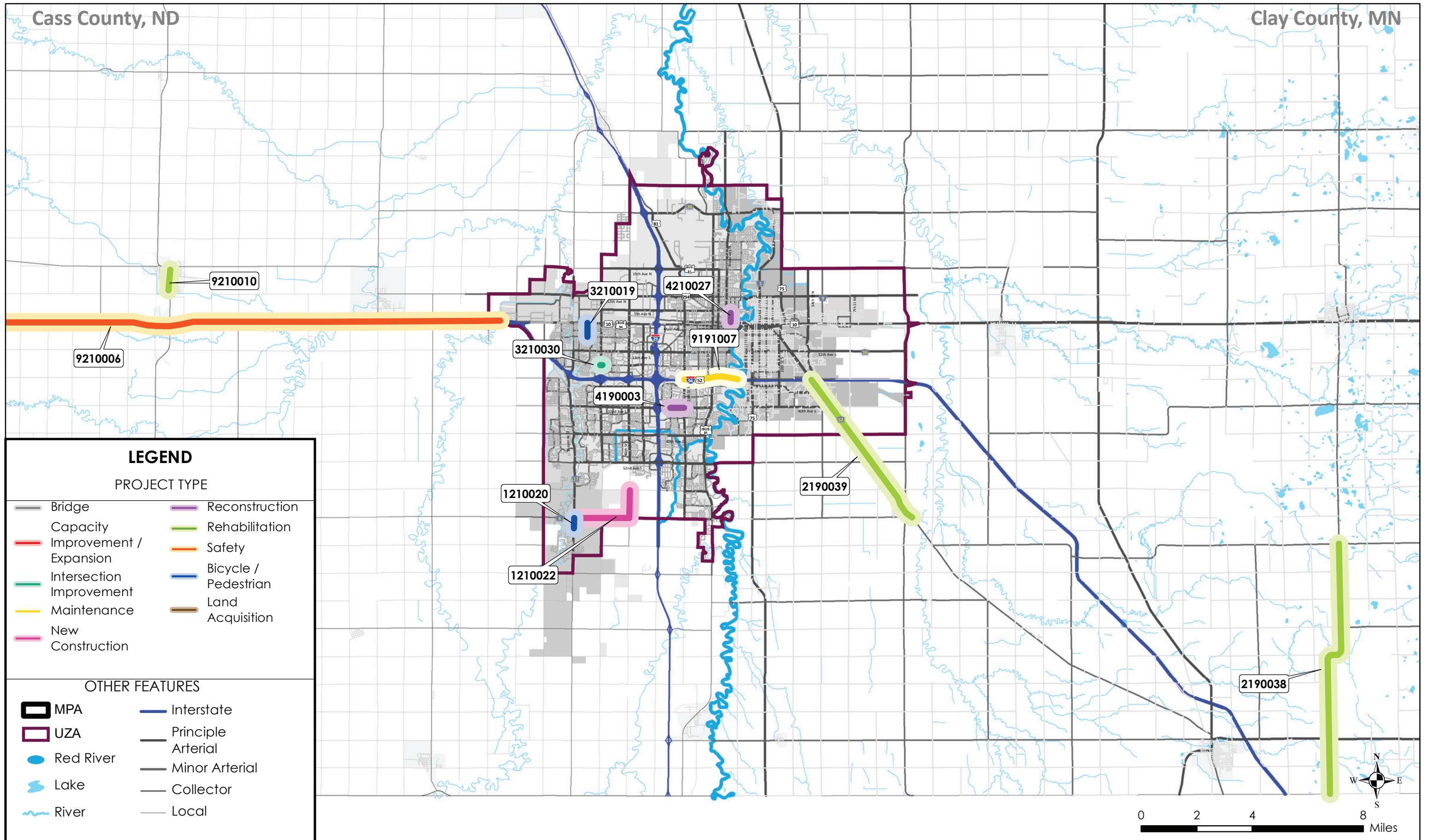
Lead Agency	Metro COG ID State Number	Project Year	Project Location	Length	Project Limits		Project Description	Improvement Type	Total Project Cost	Federal Revenue Source	Other Revenue Source	Revenue
					From	To						
City of Moorhead												
City of Moorhead	5210029	2021	Center Ave		8th St	3rd St	Reconstruction of Center Ave ***RS***	Reconstruction	\$ 5,170,000		Local	\$ 5,170,000
City of West Fargo												
North Dakota Department of Transportation												
NDDOT	9201001 22496 8017	2021	I-29 N		7.0 S of I-94		Structure Paint	Rehabilitation	\$ 300,000	IM	State	\$ 270,000 \$ 30,000
NDDOT	9170019 8002	2021	I-29N	4.0	Main Ave	N Fargo Interchange	Concrete Pavement Repair	Rehabilitation	\$ 674,000	IM	State	\$ 607,000 \$ 67,000
NDDOT	9170020 8005	2021	I-29S	4.0	Main Ave	N Fargo Interchange	Concrete Pavement Repair	Rehabilitation	\$ 673,000	IM	State	\$ 606,000 \$ 67,000
NDDOT	9192639 8008	2021	I-94W	7.2	W Wheatland E	E of Casselton	Concrete Pavement Repair, Hot Bituminous Pavement on Ramps, Sand Seal	Rehabilitation	\$ 1,146,000	IM	State	\$ 1,031,000 \$ 115,000
NDDOT	9162665 8007	2021	I-94E	8.0	W Wheatland E	E of Casselton	Concrete Pavement Repair, Hot Bituminous Pavement on Ramps, Sand Seal	Rehabilitation	\$ 1,202,000	IM	State	\$ 1,082,000 \$ 120,000
NDDOT	9192640 22319 8024	2021	I-94W		6.0 East of ND 18		Structure Replacement, Approach Slabs	Rehabilitation	\$ 2,306,000	IM	State	\$ 2,075,000 \$ 231,000
NDDOT	9190021 22627 8131	2021	I-29		38th St & I-29 Ramp		Turn Lanes, Signals, Pavement Marking (ITS, CMP)	Safety	\$ 361,000	HSIP	Local	\$ 324,900 \$ 36,100
NDDOT	9200012 22443 8129	2021	I-94E	4.1	W of Main Ave	W of Veterans BLVD	High Tension Cable Median Guardrail	Safety	\$ 1,180,000	HSIP	State	\$ 1,062,000 \$ 118,000
NDDOT	9200023 22544 8013	2021	ND 10E		6.0 E of ND 18		Structure Replacement	Rehabilitation	\$ 2,032,000	NHS	State	\$ 1,626,000 \$ 406,000
NDDOT	9200019 22601 8023	2021	I-94E		I-94 & I-29 Interchange		Approach Slabs, Expansion Joint Modification, Spall Repair, Joint Sealant	Rehabilitation	\$ 176,000	IM	State	\$ 158,000 \$ 18,000

Lead Agency	Metro COG ID State Number	Project Year	Project Location	Length	Project Limits		Project Description	Improvement Type	Total Project Cost	Federal Revenue Source	Other Revenue Source	Revenue
					From	To						
NDDOT	9200024 22601 8025	2021	I-94W		I-94 & I-29 Interchange		Approach Slabs, Expansion Joint Modification, Spall Repair, Joint Sealant	Rehabilitation	\$ 176,000	IM	State	\$ 158,000 \$ 18,000
NDDOT	9200025 22319 8021	2021	I-94E		6.0 E of ND 18		Structure Replace	Rehabilitation	\$ 2,306,000	IM	State	\$ 2,075,000 \$ 231,000
NDDOT	9200028 22601 8022	2021	I-94E		45th St & I-94		Deck Overlay, Approach Slabs, Expansion Joint Modification, Spall Repair	Rehabilitation	\$ 949,000	IM	State	\$ 854,000 \$ 95,000
NDDOT	9182611 22656 8033	2021	I-29 S of Metro	6.5	At Red River Diversion		FM Metro Area Diversion: Structure, grade raise, PCC paving, drainage improvements, median x-overs	Reconstruction	\$ 51,000,000 Illustrative			\$ 51,000,000
NDDOT	9210007 22444	2021	I-94		42nd St	I-29	Hot Bituminous Pave, Concrete Median Barrier	Safety	\$ 525,000	HSIP	State	\$ 473,000 \$ 52,000
NDDOT	9210011 22496 8018	2021	I-29		Argusville City Limits		Structure Paint	Rehabilitation	\$ 300,000	IM	State	\$ 270,000 \$ 30,000
NDDOT	9210012 22496 8016	2021	I-29		6.0 N of ND 46		Structure Paint	Rehabilitation	\$ 300,000	IM	State	\$ 270,000 \$ 30,000
NDDOT	9200022 22318 8010	2021	I-94W		6 E of ND 18		Median Cross-Overs	Rehabilitation	\$ 911,000	IM	State	\$ 820,000 \$ 91,000
NDDOT	9162667 22599 8009	2021	I-94W	10.9	E Casselton	Near W Fargo	Thin Mill and Overlay	Rehabilitation	\$ 2,900,000	IM	State	\$ 2,610,000 \$ 290,000
Cass County												
Cass County	1210021	2021	New CR 6		CR 17 & 45th St	45th St 64th Ave S	Grading and roadway expansion ***LF*** Included for information and coordination purposes only	Rehabilitation/ Expansion	\$ 2,200,000		Local	\$ 2,200,000
Minnesota Department of Transportation												
MnDOT	8204002 056-070-027	2021	D4 Districtwide		Junction of I-94 & 20th St S - Moorhead		Districtwide Safety Improvements - Lighting at Various Intersections	Safety	\$ 534,693	HSIP	State	\$ 481,224 \$ 53,469
MnDOT	8210029	2021	US Hwy 10		Intersection of	CSAH 19 & US 10	Right Turn Lane Construction (eastbound) at CSAH 19, near Glyndon (CMP) ***RS***	Safety	\$ 334,000		State	\$ 334,000

Lead Agency	Metro COG ID State Number	Project Year	Project Location	Length	Project Limits		Project Description	Improvement Type	Total Project Cost	Federal Revenue Source	Other Revenue Source	Revenue
					From	To						
Clay County												
Clay County	2210025	2021	CSAH 33	0.4	Main St	Peter's St	Urban Reconstruction ***LF*** Included for information and coordination	Reconstruction	\$ 1,300,000		State	\$ 390,000

This page is intentionally blank.

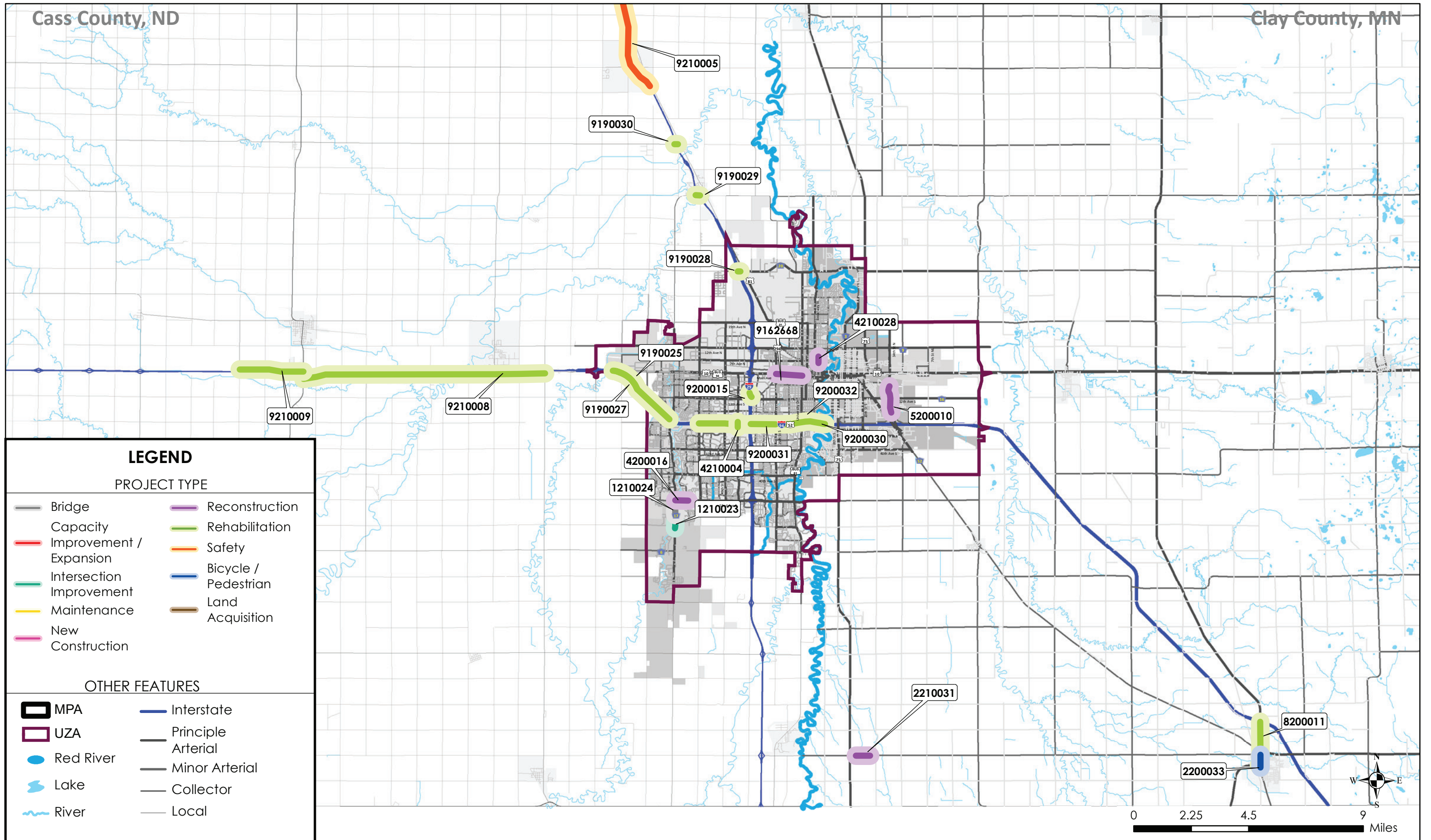
Detailed Project Listings 2022



Lead Agency	Metro COG ID State Number	Project Year	Project Location	Length	Project Limits		Project Description	Improvement Type	Total Project Cost	Federal Revenue Source	Other Revenue Source	Revenue
					From	To						
Moorhead Transit												
Moorhead Transit	5190012 TRF-0034-22A	2022	Transit				Operating Assistance	Transit Operations	\$ 3,771,500	FTA 5307	State	\$ 409,500 \$ 3,362,000
Moorhead Transit	5190013 TRF-0034-22B	2022	Transit				Purchase of a Bus Shelter	Transit Capital	\$ 31,000	FTA 5307	Local	\$ 24,800 \$ 6,200
Moorhead Transit	5190014 TRS-0034-22C	2022	Transit				Purchase of one <30 ft Replacement Senior Ride Van (Class 200) and Related Equipment	Transit Capital	\$ 31,000	FTA 5307	State	\$ 26,350 \$ 4,650
Fargo Transit												
Fargo Transit	4200029 8208 TURB	2022	Transit				Operating Assistance, Paratransit Operating Assistance Funded as Capital, and Preventative Maintenance	Transit Operations	\$ 4,494,000	FTA 5307	Local	\$ 2,921,000 \$ 1,573,000
City of Fargo												
City of Fargo	4190003 8206	2022	32nd Ave S		32nd St	25th St	Reconstruction of 32nd Ave S	Reconstruction	\$ 10,400,000	STBGP-U	Local	\$ 4,700,000 \$ 5,700,000
City of Fargo	4210027	2022	4th St N		1st Ave N	6 Ave N	Reconstruction 4th St N ***RS***	Reconstruction	\$ 6,500,000		Local	\$ 6,500,000
City of Moorhead												
City of West Fargo												
City of West Fargo	3210019	2022	Drain 45	1.5	7th Ave E	Main Ave	Construction of a Multi-Use Path along Drain 45 (Phase 2)	Bike/Ped	\$ 442,500	TA	Local	\$ 290,000 \$ 152,500
City of West Fargo	3210030	2022	9th St E 17th Ave		Intersection of	9th St E & 17th Ave	Signal Modifications and Turn Lane (CMP, ITS) ***RS***	Safety	\$ 150,000		Local	\$ 150,000

Lead Agency	Metro COG ID State Number	Project Year	Project Location	Length	Project Limits		Project Description	Improvement Type	Total Project Cost	Federal Revenue Source	Other Revenue Source	Revenue
					From	To						
North Dakota Department of Transportation												
NDDOT	9191007 22628 8106	2022	I-94E	1.9	25th St Interchange	Red River	Lift Station, Storm Sewer	Maintenance	\$ 2,500,000	IM	State	\$ 2,250,000 \$ 250,000
NDDOT	9210006 22886 8111	2022	I-94	27.9	Valley City District (D2)	West Fargo	High Tension Cable Median Guardrail	Safety	\$ 5,978,000	HSIP	State	\$ 5,380,000 \$ 598,000
NDDOT	9210010 22828 8102	2022	ND 18 N	1.2	7th St S	3rd St N	Curb Ramps	Rehabilitation	\$ 323,000	Non NHS-S	State	\$ 261,000 \$ 62,000
Cass County												
Cass County	1210020	2022	CR 17 Horace		81st Ave S	76th Ave S	Construction of a Multi-Use Path along the W side of CR 17	Bike/Ped	\$ 230,150	TA	Local	\$ 186,260 \$ 43,890
Cass County	1210022	2022	New CR 6		CR 17 & 45th St	45th St 64th Ave S	Bituminous Surfacing, new paved two-lane, shoulders ***RS***	New Construction	\$ 1,200,000		Local	\$ 1,200,000
Minnesota Department of Transportation												
Clay County												
Clay County	2190038 014-631-024	2022	CSAH 31	9.5	S County Line	CSAH 10	***AC***Bituminous Mill and Overlay (AC Payback 2023, AC Total = 840,000 for a project total of 2,100,000) See project 2200014	Rehabilitation	\$ 1,260,000	STBGP-R	Local	\$ 741,260 \$ 518,740
Clay County	2190039 014-652-016	2022	CSAH 52	6.1	CR 67 in Sabin	I-94 Bridge in Moorhead	***AC***Bituminous mill and overlay (AC Payback 2023, AC Total = 555,000 for a project total of 2,100,000) See project 2200009	Rehabilitation	\$ 1,545,000	STBGP-R	Local	\$ 468,160 \$ 1,076,840

Detailed Project Listings 2023



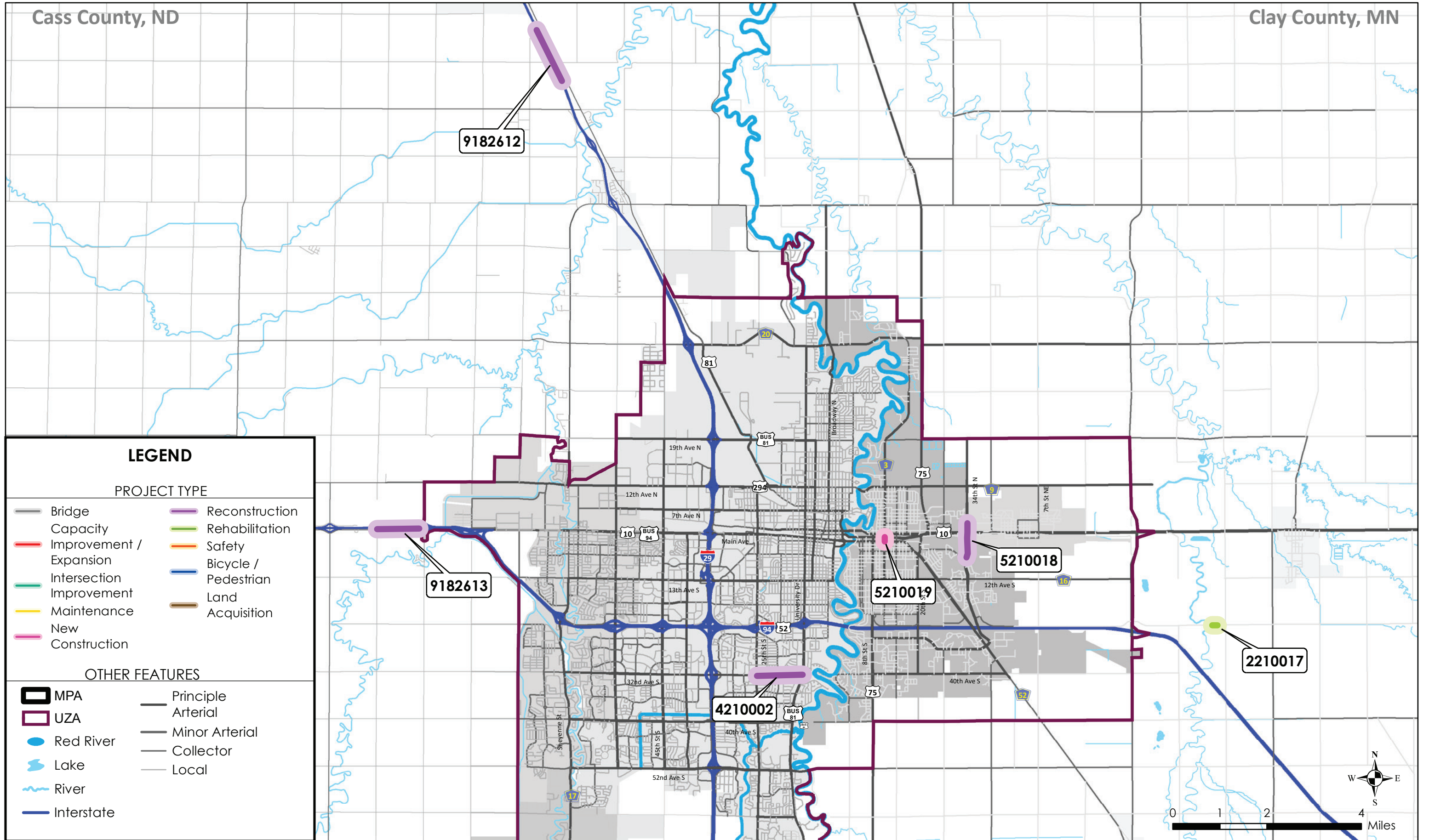
Lead Agency	Metro COG ID State Number	Project Year	Project Location	Length	Project Limits		Project Description	Improvement Type	Total Project Cost	Federal Revenue Source	Other Revenue Source	Revenue
					From	To						
Moorhead Transit												
Moorhead Transit	5200003 TRF-0034-23E	2023	Transit				Operating Assistance	Transit Operations	\$ 4,057,870	FTA 5307	State	\$ 421,800 \$ 3,636,070
Moorhead Transit	5200004 TRF-0034-23	2023	Transit				Purchase of a Bus Shelter	Transit Capital	\$ 33,000	FTA 5307	Local	\$ 26,400 \$ 6,600
Moorhead Transit	5200005 TRF-0034-23A	2023	Transit				Purchase of one <30 ft Replacement Senior Ride Van (Class 200) and Related Equipment	Transit Capital	\$ 32,000	FTA 5307	Local	\$ 27,200 \$ 4,800
Moorhead Transit	5200006 TRF-0034-23B	2023	Transit				Purchase of one <30 ft Replacement Senior Ride Van (Class 200) and Related Equipment	Transit Capital	\$ 32,000	FTA 5307	Local	\$ 27,200 \$ 4,800
Moorhead Transit	5200007 TRF-0034-23C	2023	Transit				Purchase of one <30 ft bus and bus related equipment	Transit Capital	\$ 96,000	FTA 5307	Local	\$ 76,800 \$ 19,200
Moorhead Transit	5200008 TRF-0034-23D	2023	Transit				Support Equipment/Facility Equipment (Tool Cat)	Transit Capital	\$ 32,000	FTA 5307	Local	\$ 25,600 \$ 6,400
Moorhead Transit	5190016 TRF-0034-22G	2023	Transit				Purchase equipment and replacement furniture	Transit Capital	\$ 283,000	FTA 5339	State	\$ 226,400 \$ 56,600
Moorhead Transit	5190015 TRF-0034-23F	2023	Transit				***RS*** Purchase Equipment (AVA/AVL System) (ITS)	Transit Capital	\$ 201,500	State LFRS	Local	\$ 161,200 \$ 40,300
Fargo Transit												
Fargo Transit	4200017 8317	2023	Transit				Capital Purchase	Transit Capital	\$ 1,250,000	STBGP-U	Local	\$ 1,000,000 \$ 250,000
Fargo Transit	4200029 8326 TURB	2023	Transit				Operating Assistance, Paratransit Operating Assistance Funded as Capital, and Preventative Maintenance	Transit Operations	\$ 4,583,000	FTA 5307	Local	\$ 2,979,000 \$ 1,604,000
City of Fargo												
City of Fargo	4200016 8316	2023	52nd Ave S		63rd St	Sheyenne	Reconstruction of 52nd Avenue S	Reconstruction	\$ 7,000,000	STBGP-U	Local	\$ 5,000,000 \$ 2,000,000
City of Fargo	4210004	2023	42nd St S & I-94		42nd St S & I-94 Grade Separation		Structure Rehabilitation	Rehabilitation	\$ 275,680	STBGP-U	Local	\$ 223,108 \$ 52,572

Lead Agency	Metro COG ID State Number	Project Year	Project Location	Length	Project Limits		Project Description	Improvement Type	Total Project Cost	Federal Revenue Source	Other Revenue Source	Revenue
					From	To						
City of Fargo	4210028	2023	4th St N		6th Ave N	9th Ave N	Reconstruction ***RS***	Reconstruction	\$ 3,300,000		Local	\$ 3,300,000
City of Moorhead												
City of Moorhead	5200010 144-135-016	2023	34th St	1.0	4th Ave S	24th Ave S	Reconstruction of 34th Street	Reconstruction	\$ 2,100,000	STBGP-U	Local	\$ 807,600 \$ 1,292,400
City of West Fargo												
North Dakota Department of Transportation												
NDDOT	9162668 8314	2023	Main Ave	1.0	University	25th St	Reconstruction of Main Ave *Pending	Reconstruction	\$ 15,412,522	NHS-U	State Local	\$ 8,369,948 \$ 1,226,416 \$ 5,816,158
NDDOT	9190029 22643 8223	2023	I-29N		7.0 N of US 10 Near Argusville City Limits		Structure Paint	Rehabilitation	\$ 281,000	IM	State	\$ 253,000 \$ 28,000
NDDOT	9190028 22643 8224	2023	I-29N		3.0 South of Harwood		Structure Paint	Rehabilitation	\$ 281,000	IM	State	\$ 253,000 \$ 28,000
NDDOT	9190030 22643 8225	2023	I-29N		2.0 N of Harwood Interchange		Structure Paint	Rehabilitation	\$ 281,000	IM	State	\$ 253,000 \$ 28,000
NDDOT	9200015 22629 8208	2023	I-29N	0.2	13th Ave S NE Ramp		Portland Concrete Cement Pave, Widening	Rehabilitation	\$ 243,000	IM	State	\$ 219,000 \$ 24,000
NDDOT	9200031 22631 8213	2023	I-94E	1.0	I-29	25th St Interchange	Portland Concrete Cement Pave, Ramp Connection, Ramp Revisions, Widening	Rehabilitation	\$ 1,416,000	IM	State	\$ 1,274,000 \$ 142,000
NDDOT	9200032 8215	2023	I-94W	4.9	1.0 W of 45th St	Red River	Concrete Pavement Repair *Pending	Rehabilitation	\$ 1,810,000	IM	State	\$ 1,629,000 \$ 181,000
NDDOT	9200030 8212	2023	I-94E	4.9	1.0 W of 45th St	Red River	Concrete Pavement Repair *Pending	Rehabilitation	\$ 1,810,000	IM	State	\$ 1,629,000 \$ 181,000
NDDOT	9210005 22888 8227	2023	I-29	48.1	Fargo District (D8)	Grand Forks District (D6)	High Tension Cable Median Guardrail	Safety	\$ 10,300,000	HSIP	State	\$ 9,270,000 \$ 1,030,000

Lead Agency	Metro COG ID State Number	Project Year	Project Location	Length	Project Limits		Project Description	Improvement Type	Total Project Cost	Federal Revenue Source	Other Revenue Source	Revenue
					From	To						
NDDOT	9190027 22203 8214	2023	I-94W	2.7	W Horace Rd	Near WFargo E	Approach Slabs, Crack & Seat, Hot Bituminous Pavement on Ramps, Lighting, Portland Concrete Cement	Rehabilitation	\$ 3,652,000	IM	State	\$ 3,287,000 \$ 365,000
NDDOT	9190025 22203 8211	2023	I-94E	2.7	W Horace Rd	Near WFargo E	Approach Slabs, Crack & Seat, Hot Bituminous Pavement on Ramps, Lighting, Portland Concrete Cement	Rehabilitation	\$ 3,652,000	IM	State	\$ 3,287,000 \$ 365,000
NDDOT	9210008 8202	2023	ND 10E	12.1	ND 18 E	Raymond Interchange	Mill and Overlay	Rehabilitation	\$ 2,225,000	Non NHS-S	State	\$ 1,801,000 \$ 424,000
NDDOT	9210009 8201	2023	ND 10E	2.7	Lynchburg Interchange	ND 18 S Casselton	Concrete Pavement Repair, Mill and Overlay	Rehabilitation	\$ 876,000	Non NHS-S	State	\$ 709,000 \$ 167,000
Cass County												
Cass County	1210023	2023	CR 17 & 64th Ave S		Intersection of	CR 17 & 64th Ave S	Grading and Surfacing, New Roundabout at CR 17 and 64th Ave S ***LF*** Included for information and coordination purposes only	Reconstruction	\$ 2,000,000		Local	\$ 2,000,000
Cass County	1210024	2023	CR 17		CR 17 and	Sheyenne River	Bridge Replacement on CR 17, Box Culverts over the Sheyenne River ***LF*** Included for information and coordination purposes only	Reconstruction	\$ 1,800,000		Local	\$ 1,800,000
Minnesota Department of Transportation												
MnDOT	8200011 1409-25	2023	MN 9	2.4	Barnesville	I-94	Reconstruct, Mill and Overlay, ADA Improvements (Associated with project 2190040)	Rehabilitation	\$ 4,460,648	STBGP-R	State	\$ 2,555,434 \$ 1,905,214
Clay County												
Clay County	2200014 014-631-024AC	2023	CSAH 31	9.5	CSAH 10	S County Line	***AC***Bituminous Mill and Overlay (AC Payback 1 of 1) See project 20190038 Not Mapped	Rehabilitation	\$ 840,000	STBGP-R		\$ 840,000
Clay County	2200009 014-652-016AC	2023	CSAH 52	6.2	CR 67 in Sabin	I-94 Bridge in Moorhead	***AC***Bituminous mill and overlay (AC Payback 1 of 1) See project 2190039 Not Mapped	Rehabilitation	\$ 555,000	STBGP-R		\$ 555,000
Clay County	2200033 014-090-007	2023	MN 9	2.4	South 2nd Ave In Barnesville	MN 34	Multi-Use Trail and Streetscaping (Associated with Project 8200011)	Bike/Ped	\$ 443,000	TA	Local	\$ 300,000 \$ 143,000

Lead Agency	Metro COG ID State Number	Project Year	Project Location	Length	Project Limits		Project Description	Improvement Type	Total Project Cost	Federal Revenue Source	Other Revenue Source	Revenue
					From	To						
Clay County	2210031	2023	CSAH 2	0.6	City Limits of	Comstock	Urban Reconstruction ***LF*** Included for information and coordination purposes only *City of Comstock contributing local funds	Reconstruction	\$ 2,000,000		State *Local	\$ 504,000 \$ 496,000

Detailed Project Listings 2024



Lead Agency	Metro COG ID State Number	Project Year	Project Location	Length	Project Limits		Project Description	Improvement Type	Total Project Cost	Federal Revenue Source	Other Revenue Source	Revenue
					From	To						
Moorhead Transit												
Moorhead Transit	5210013 TRF-0034-24A	2024	Transit				Purchase of one <30 ft bus and bus related equipment	Transit Capital	\$ 96,000	FTA 5307	Local	\$ 76,800 \$ 19,200
Moorhead Transit	5210014 TRF-0034-24B	2024	Transit				Purchase of a Bus Shelter	Transit Capital	\$ 34,000	FTA 5307	Local	\$ 27,200 \$ 6,800
Moorhead Transit	5210015 TRF-0034-24C	2024	Transit				Purchase of Miscellaneous Support Equipment	Transit Capital	\$ 21,000	FTA 5307	Local	\$ 16,800 \$ 4,200
Moorhead Transit	5210016 TRF-0034-24D	2024	Transit				Operating Assistance	Transit Operations	\$ 4,212,400	FTA 5307	State	\$ 476,000 \$ 3,736,400
Fargo Transit												
Fargo Transit	4210001 8310	2024	Transit				Operating Assistance, Paratransit Operating Assistance Funded as Capital, and Preventative Maintenance	Transit Operations	\$ 4,675,000	FTA 5307	Local	\$ 3,039,000 \$ 1,636,000
Fargo Transit	4210003	2024	Transit				Capital Purchase	Transit Capital	\$ 1,250,000	STBGP-U	Local	\$ 1,000,000 \$ 250,000
City of Fargo												
City of Fargo	4210002 8230	2024	32nd Ave S		25th St S	University Dr	Reconstruction of 32nd Ave S in Fargo *Pending	Reconstruction	\$ 9,600,000	STBGP-U	Local	\$ 7,680,000 \$ 1,920,000
City of Moorhead												
City of Moorhead	5210018 144-135-017	2024	34th St	0.8	4th Ave S	3rd Ave N	Grading, Cone Surfacing, Lighting, Storm Sewer, Signals, ADA Improvements *In conjunction with the City of Dilworth	Reconstruction	\$ 2,900,000	STBGP-U	Local	\$ 263,000 \$ 2,637,000
City of Moorhead	5210019	2024	11th St		Railroad Grade Separation		11th St Underpass ***Illustrative***	New Grade Separation	Illustrative			
City of West Fargo												

Lead Agency	Metro COG ID State Number	Project Year	Project Location	Length	Project Limits		Project Description	Improvement Type	Total Project Cost	Federal Revenue Source	Other Revenue Source	Revenue
					From	To						
North Dakota Department of Transportation												
NDDOT	9182612 20181 8324	2024	I-29 N of Metro	1.4	At Red River Diversion		FM Metro Area Diversion: Structure, grade raise, PCC paving, drainage improvements, median x-overs near reference point 76 ***Illustrative***	New Structure	Illustrative			
NDDOT	9182613 20181 8325	2024	I-94 W of Metro		At Red River Diversion		FM Metro Area Diversion: Structure, grade raise, PCC paving, drainage improvements, median x-overs near reference point 342.2 ***Illustrative***	New Structure	Illustrative			
Cass County												
Minnesota Department of Transportation												
Clay County												
Clay County	2210017 014-614-001	2024	CSAH 14 1.8 E of MN 336		Bridge Over Buffalo River		Replace Bridge #92440 with New Bridge #14555 Over the S Branch Buffalo River	Rehabilitation	\$ 920,000	BROS	Local	\$ 736,000 \$ 184,000

This page is intentionally blank.

Section 4 | Annual Listing of Obligated Projects

The Metro COG TIP includes an Annual Listing of Obligated Projects (ALOP) which lists federally-obligated projects from the preceding program year. The ALOP element of the 2021-2024 TIP is reflective of projects that have been bid or let in 2020. It includes relevant TIP information and identifies the amount of Federal funds requested in the TIP. The projects listed on the following pages include only programmed projects that received, or will receive federal transportation funds under 23 U.S.C. or 49 U.S.C. Chapter 53. Projects funded solely with local funds are not included.

Lead Agency	Metro COG ID State Number	Project Year	Project Location	Length	Project Limits		Project Description	Improvement Type	Total Project Cost	Federal Revenue Source	Other Revenue Source	Revenue
					From	To						
West Central Communities Action, Inc.												
West Central Communities Action,	8203001 TRF 4003-21	2020	Transit				Region Four Regional Transportation Coordination Council (RTCC) Activities	Operating Assistance	\$ 56,000	FTA 5310	State Local	\$ 44,800 \$ 5,600 \$ 5,600
Moorhead Transit												
Moorhead Transit	5200001 TRF-0034-20B	2020	Transit				Communication Equipment (Transit Green Light Priority) Joint with City Engineering	Transit Capital	\$ 521,000	FTA 5339	Local	\$ 416,800 \$ 104,200
Moorhead Transit	5162685 TRF-0034-20D	2020	Transit				Support Equipment/Facility Upgrades: LED Lighting and Diesel Particulate Filter Cleaner	Transit Capital	\$ 49,000	FTA 5339	Local	\$ 39,200 \$ 9,800
Moorhead Transit	5162686 TRF-0034-20A	2020	Transit				Moorhead Transit Operating Assistance	Transit Operations	\$ 3,458,500	FTA 5307	State	\$ 431,000 \$ 3,027,500
Moorhead Transit	5190007 TRF-0034-20E	2020	Transit				Purchase of a Bus Shelter	Transit Capital	\$ 30,000	FTA 5339	Local	\$ 24,000 \$ 6,000
Moorhead Transit	5200099 TRF-0034-20F	2020	Transit				Transit Hub Improvements - Dilworth Walmart Engineering and Design	Transit Capital	\$ 37,500	FTA 5339	Local	\$ 30,000 \$ 7,500
Fargo Transit												
Fargo Transit	4162670 8017	2020	Transit				Capital purchase	Transit Capital	\$ 1,250,000	STBGP-U	Local	\$ 1,000,000 \$ 250,000
Fargo Transit	4162672 8031 TURB	2020	Transit				Operating Assistance, Paratransit Operating Assistance Funded as Capital, and Preventative Maintenance	Transit Operations	\$ 4,803,891	FTA 5307	Local	\$ 2,807,164 \$ 1,996,727
Fargo Transit	4200036	2020	Transit				Purchase of one (1) 35 ft replacement bus and bus related equipment (replaces VIN 7C032364)	Transit Capital	\$ 525,000	FTA 5339	Local	\$ 420,000 \$ 105,000
Fargo Transit	4200037	2020	Transit				Purchase of one (1) 30 ft expansion bus and bus related equipment	Transit Capital	\$ 155,300	FTA 5339	Local	\$ 124,240 \$ 31,060
Fargo Transit	4200038	2020	Transit				Purchase Stationary Bus Fare Collection Equipment	Transit Capital	\$ 1,000,000	FTA 5339	Local	\$ 750,000 \$ 250,000

Lead Agency	Metro COG ID State Number	Project Year	Project Location	Length	Project Limits		Project Description	Improvement Type	Total Project Cost	Federal Revenue Source	Other Revenue Source	Revenue
					From	To						
Fargo Transit	4200039	2020	Transit				Rehab/Renovate - Miscellaneous Support Equipment	Transit Capital	\$ 97,696	FTA 5339	Local	\$ 78,156 \$ 19,540
Fargo Transit	4200040	2020	Transit				Purchase Diesel Exhaust Particulate (DEP) Filter Cleaner	Transit Capital	\$ 33,500	FTA 5339	Local	\$ 26,500 \$ 6,700
Fargo Transit	4200041	2020	Transit				Rehab/Renovate - Administration/Maintenance Facility (Metro Transit Garage [MTG])	Transit Capital	\$ 67,000	FTA 5339	Local	\$ 53,600 \$ 13,400
Fargo Transit	4200042	2020	Transit				Purchase of one (1) <30 ft replacement bus and bus related equipment (replaces VIN FDA12131)	Transit Capital	\$ 90,000	FTA 5310	Local	\$ 72,000 \$ 18,000
Fargo Transit	4200043	2020	Transit				Purchase of one (1) <30 ft replacement bus and bus related equipment (replaces VIN FDA12132)	Transit Capital	\$ 90,000	FTA 5310	Local	\$ 72,000 \$ 18,000
Fargo Transit	4200044	2020	Transit				Purchase of one (1) <30 ft replacement bus and bus related equipment (replaces VIN FDA12133)	Transit Capital	\$ 90,000	FTA 5310	Local	\$ 72,000 \$ 18,000
Fargo Transit	4200045	2020	Transit				Purchase of one (1) <30 ft expansion bus and bus related equipment	Transit Capital	\$ 84,700	FTA 5310	Local	\$ 67,760 \$ 16,940
Fargo Transit	4200046	2020	Transit				Mobility Manager Salary	Transit Operations	\$ 101,100	FTA 5310	Local	\$ 80,880 \$ 20,220
City of Fargo												
City of Fargo	418011 21564 8015	2020	64th Ave S	2.0	45th St S	25th St S	Construction of 64th Ave S as a 3-lane urban arterial, grade separated overpass of I-29, shared use path, and bicycle/pedestrian facilities.	New Construction	\$ 30,649,984	STBGP-U	Local	\$ 9,932,907 \$ 20,717,077
City of Moorhead												
City of Moorhead	5162687 144-118-016	2020	12th Ave S	1.4	SE Main	5th St	From 20th St to 5th St, mill and overlay, and from 20th St to SE Main Ave, pavement replacement	Rehabilitation	\$ 2,440,220	STBGP	Local	\$ 1,776,196 \$ 664,024
City of Moorhead	5162688 144-090-018	2020	Rivershore Dr	2.1	50th Ave S	20th Ave S	Blue Goose Trail - paved multi use trail & on-street bike facilities	Bike/Ped	\$ 525,195	TA	Local	\$ 360,000 \$ 165,195
City of Moorhead	5190036 144-115-016	2020	11th Street				Right of Way Acquisition for the 11th Street Railroad Underpass	Land Acquisition	\$ 531,993	DEMO	Local	\$ 425,594 \$ 106,399

Lead Agency	Metro COG ID State Number	Project Year	Project Location	Length	Project Limits		Project Description	Improvement Type	Total Project Cost	Federal Revenue Source	Other Revenue Source	Revenue
					From	To						
City of West Fargo												
City of West Fargo	3190041 22277 8018	2020	Sheyenne St		7th Ave	Main	Road Diet, Bulb-Outs, Sidewalk, Access Modifications, Parking, Streetscape, Street Furniture, Lighting, Bus Stop	Reconstruction	\$ 3,600,000	UGP	Local	\$ 2,377,446 \$ 1,222,554
City of West Fargo	3200035	2023	Drain 45		13th Ave E	7th Ave E	Construction of a Multi-Use Path along Drain 45	Bike/Ped	\$ 387,000	TA	Local	\$ 232,000 \$ 155,000
City of West Fargo	3204001	2020	I-94 2 W of I-29		9th St & I-94		Deck Spall Repairs, Sleeper Slab with Roadway Panels, Roadway Expansion Joints, Concrete Pavement Repair *Pending	Rehabilitation	\$ 482,000	STBGP-U	Local	\$ 390,082 \$ 91,918
North Dakota Department of Transportation												
NDDOT	917020b 21170 8032	2020	Main Ave	0.5	University Drive	Broadway	Reconstruct Main Ave, replacement of underground utilities *Utility replacement included in cost	Reconstruction	\$ 15,780,000	STBGP-R	State Local	\$ 10,723,000 \$ 1,202,000 \$ 3,855,000
NDDOT	9190031 22487 8023	2020	I-29N		Jct I-29 & 12th Ave N Fargo		Deck Overlay, Structural Repair	Rehabilitation	\$ 1,298,000	IM	State	\$ 1,168,000 \$ 130,000
NDDOT	9200017 22291 8039	2020	I-29N	1.5	S of I-94	S of 17th Ave	Concrete Median Barrier, PCC Pave	Safety	\$ 2,002,000	HSIP	State	\$ 1,802,000 \$ 200,000
NDDOT	9200018 22436 8014	2020	Fargo/W Fargo				Various Signals in Fargo and West Fargo	Safety	\$ 450,000	Non-NHS-S	State	\$ 364,000 \$ 86,000
NDDOT	9190019 8022	2020	I-29N		I-29 & I-94 Interchange		Approach Slabs, Expansion Joint Modification, Structural/Incidentals	Rehabilitation	\$ 273,000	IM	State	\$ 246,000 \$ 27,000
NDDOT	9200020 8024	2020	I-29N		2 N of Harwood		Deck Overlay, Approach Slabs, Expansion Joint Modification, Joint Sealant	Rehabilitation	\$ 430,000	IM	State	\$ 387,000 \$ 43,000
NDDOT	9200021 8026	2020	I-29S		2 N of Harwood		Deck Overlay, Expansion Joint Modification, Joint Sealant	Rehabilitation	\$ 380,000	IM	State	\$ 342,000 \$ 38,000
Cass County												

Lead Agency	Metro COG ID State Number	Project Year	Project Location	Length	Project Limits		Project Description	Improvement Type	Total Project Cost	Federal Revenue Source	Other Revenue Source	Revenue
					From	To						
Minnesota Department of Transportation												
MnDOT	8190034 14-00126	2020	CSAH 2			at RR tracks	Install Gates at OTVR Railroad Crossing in Barnesville	Safety	\$ 230,000	RRS LF	State	\$ 207,000 \$ 23,000
MnDOT	8190033 1480-177	2020	I-94			at weigh station	Install mainline (EB/WB) weigh-in-motion scale at RP 13.102 (funded by district c) *Early let/late award (ELLA)	Rehabilitation	\$ 355,752	SF	State	\$ 355,752
Clay County												
Clay County	2200002 014-598-069	2020	CR 100, 93, 68, & CSAH 21				Bridge Replacement On CR 100, CR 93, CR 68, and CSAH 21	Reconstruction	\$ 935,000	BROS	Local	\$ 748,000 \$ 187,000
Clay County	8190035 014-070-010	2020	CSAH 14	2.7	CSAH 17	MN 336	Mill & overlay, shoulder paving, edgelines, and rumble strips	Safety	\$ 629,683	HSIP	State Local	\$ 238,214 \$ 26,469 \$ 365,000