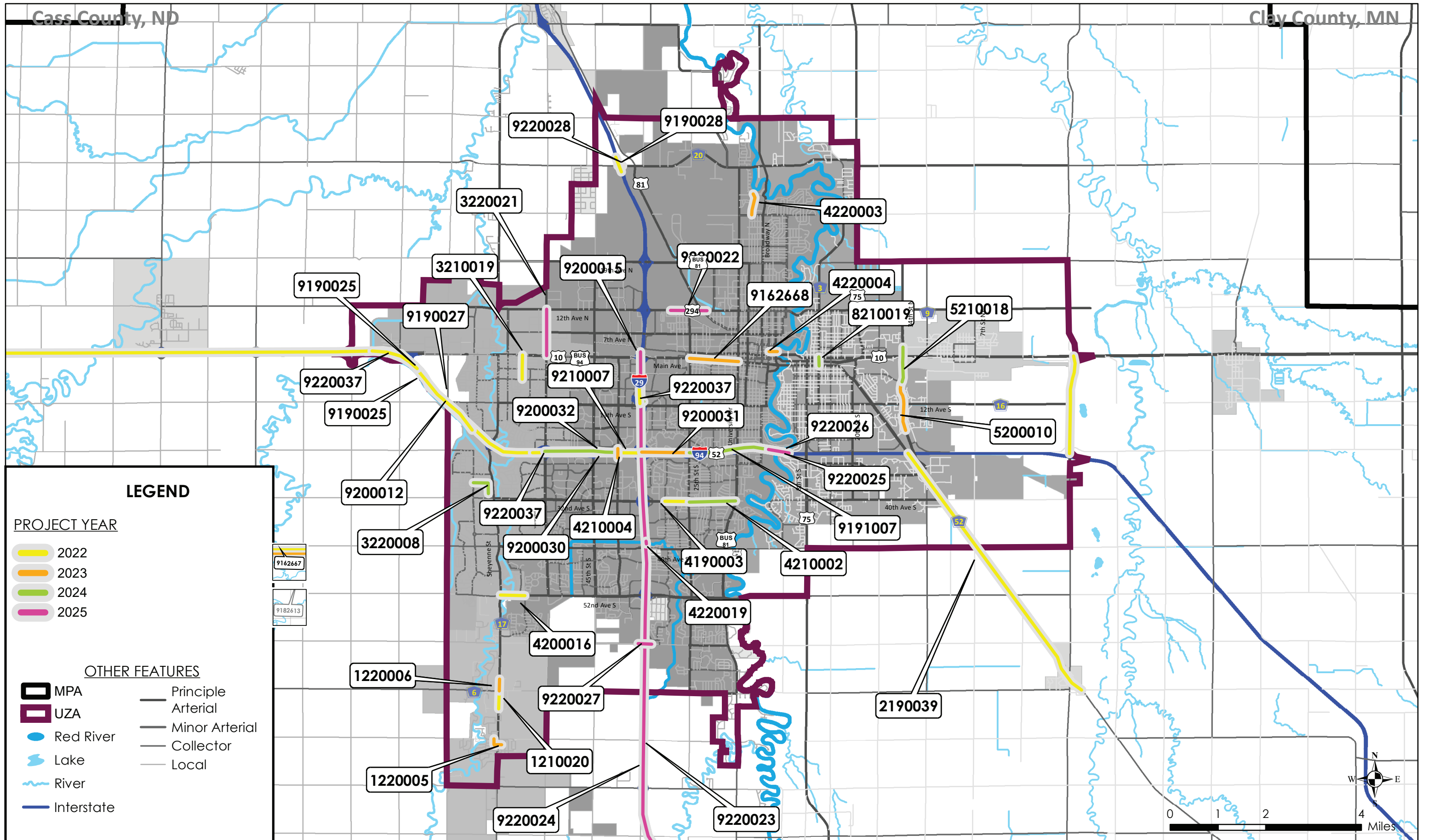


**During the development of the Draft TIP and up until the public hearing on September 16, 2021, projects may be subject to change including but not limited to the addition, deletion, and modification of said project.

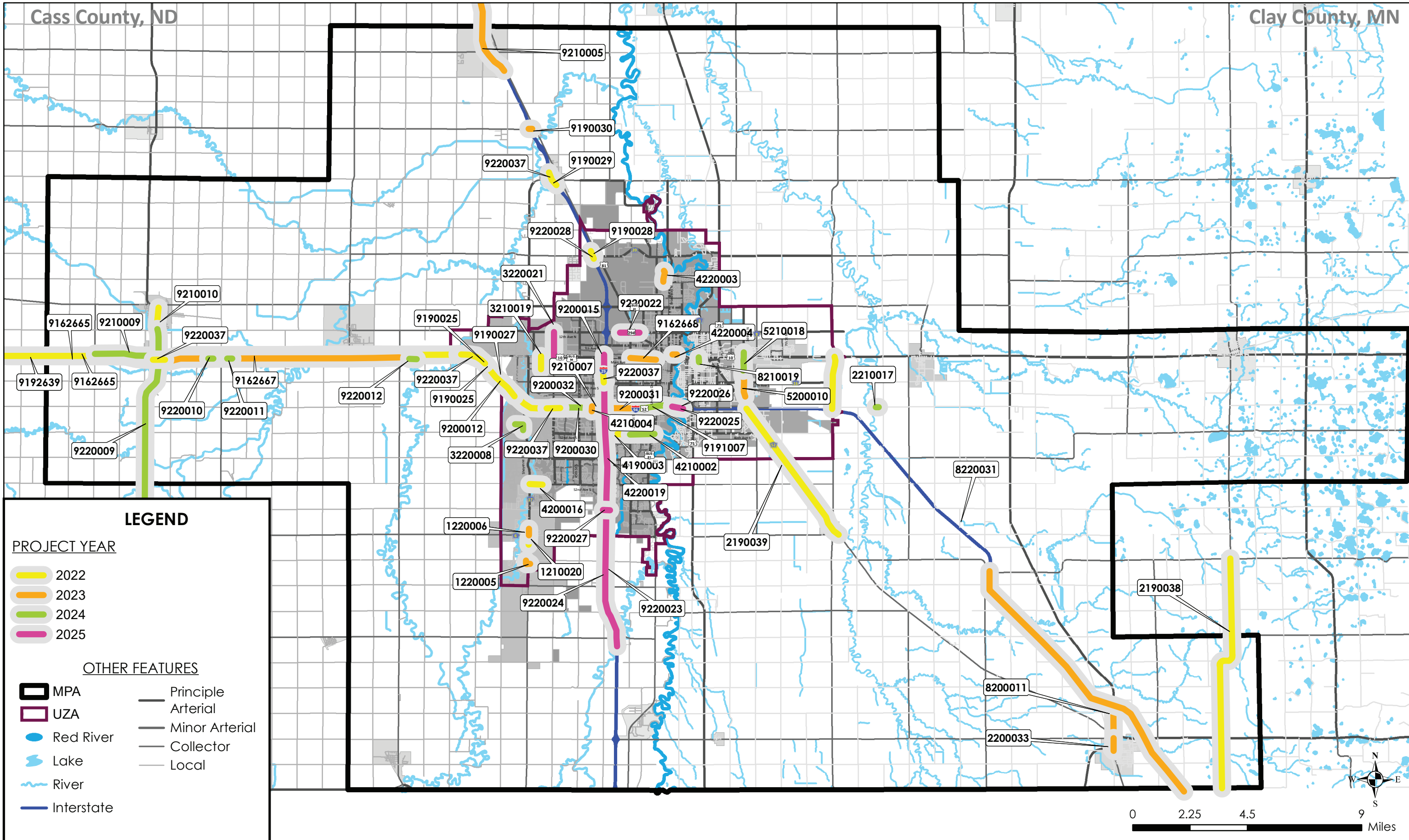
Section 2 | Project Locator Map

The following maps on page 30 and 31 display TIP project locations within the MPA and UZA by year. Projects are displayed by their Metro COG ID numbers. Blue is 2022, orange is 2023, green is 2024, and pink is 2025 program year. It is important to note that program year may be different than construction year, which depends upon the bidding schedule for the project. Transit projects are only mapped if applicable to a specific location.

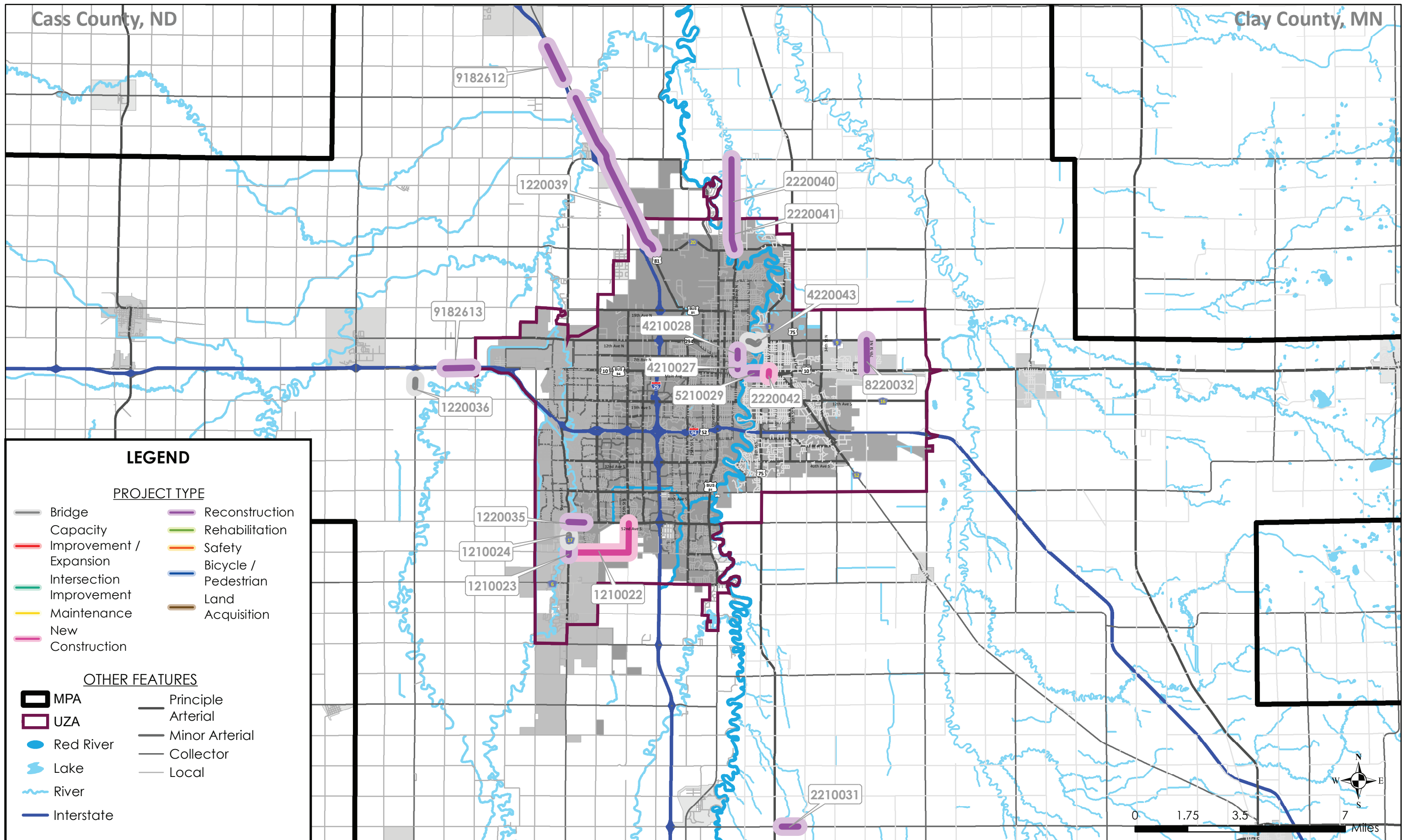
The map on page 32 displays Regionally Significant Projects (RSPs) and Locally Funded Projects (LFPs) within the MPA. Projects are displayed by their Metro COG ID. Purple is RSP and red is LFP. RSPs and LFPs are also included in the detailed project listings by year.



Urbanized Area Projects By Year



Metropolitan Planning Area Projects By Year



LEGEND

PROJECT TYPE

- Bridge
- Capacity
- Improvement / Expansion
- Intersection Improvement
- Maintenance
- New Construction
- Reconstruction
- Rehabilitation
- Safety
- Bicycle / Pedestrian
- Land Acquisition

OTHER FEATURES

- ▭ MPA
- ▭ UZA
- Red River
- Lake
- River
- Interstate
- Principle Arterial
- Minor Arterial
- Collector
- Local



Section 3 | Detailed Project Listings

The following section includes maps and lists federally funded, Regionally Significant Projects (RSPs), and select Locally Funded Projects (LFPs) by year in order from 2022-2025. Maps display projects by their TIP project typologies. The project typologies include:

- Bridge (grey)
- Capacity Improvement/Expansion (red)
- Intersection Improvement (teal)
- Maintenance (yellow)
- New Construction (pink)
- Reconstruction (purple)
- Rehabilitation (green)
- Safety (orange)
- Bicycle/Pedestrian (blue)
- Land Acquisition (brown)

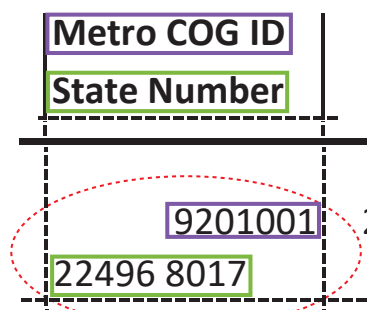
The project tables are also listed by year and include the following information, as applicable:

- Lead Agency
- Metro COG ID
- State Number
- Project Year
- Project Location
- Length
- Project Limits (from - to)
- Project Description
- Improvement Type
- Total Project Cost
- Federal Revenue Source
- Other Revenue Source
- Revenue (cost split by source)

The following page (pg. 34) highlights how to read the project tables and where to find the critical information.

Lead Agency

Typical agencies include Moorhead Transit, Fargo Transit, City of Fargo, City of Moorhead, City of West Fargo, North Dakota Department of Transportation (NDDOT), Cass County, Minnesota Department of Transportation (MnDOT), Clay County, and other applicable nonprofit agencies that may receive Federal transportation funds.



Metro COG ID (project number) and State Number

As shown directly to the left, the Metro COG ID is the unique seven-digit project number that is assigned to projects whenever they are added to the TIP. The first digit is a unique to the lead agency, the second, third, and fourth digits represent when the project was programmed into the TIP (e.g. X200XX = project was added in the development of the 2020-2023 TIP), the fourth digit indicates if the project was added in an amendment (e.g. X201XXX = added project in first amendment to the 2020-2023 TIP), and the last three digits are the numerical project number as the projects are added to the Draft TIP. State project numbers are subject to change and are included for informational purposes only below the Metro COG ID number.

Project Year

This is the year in which the project is funded, or the year in which funding is identified and programmed for the project. The project year is not necessarily the construction year however, it is typical that first year TIP projects are bid or let before the next annual TIP is developed.

Length

If applicable, the length of the project is included in miles.

Project Description

This section further identifies the project to be carried out on the previously stated "facility" by describing the limits and types of improvements.

Lead Agency	Metro COG ID State Number	Project Year	Project Location	Length	Project Limits		Project Description	Improvement Type	Total Project Cost	Federal Revenue Source	Other Revenue Source	Revenue
					From	To						
North Dakota Department of Transportation												
NDDOT	9201001 22496 8017	2021	I-29 N		7.0 S of I-94		Structure Paint	Rehabilitation	\$ 300,000	IM	State	\$ 270,000 \$ 30,000
NDDOT	9170019 8002	2021	I-29N	4.0	Main Ave	N Fargo Interchange	Concrete Pavement Repair	Rehabilitation	\$ 674,000	IM	State	\$ 607,000 \$ 67,000
NDDOT	9170020 8005	2021	I-29S	4.0	Main Ave	N Fargo Interchange	Concrete Pavement Repair	Rehabilitation	\$ 673,000	IM	State	\$ 606,000 \$ 67,000
NDDOT	9192639 8008	2021	I-94W	7.2	W Wheatland E	E of Casselton	Concrete Pavement Repair, Hot Bituminous Pavement on Ramps, Sand Seal	Rehabilitation	\$ 1,146,000	IM	State	\$ 1,031,000 \$ 115,000
NDDOT	9162665 8007	2021	I-94E	8.0	W Wheatland E	E of Casselton	Concrete Pavement Repair, Hot Bituminous Pavement on Ramps, Sand Seal	Rehabilitation	\$ 1,202,000	IM	State	\$ 1,082,000 \$ 120,000

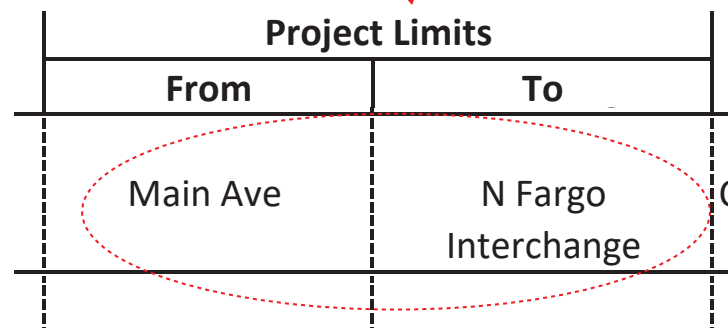
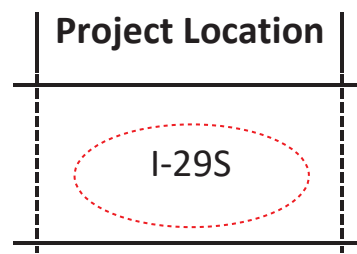
Total Project Cost and Revenue Sources

Some of the most critical information in the TIP document are the Total Project Cost, Federal Revenue Source, Other Revenue Source, and the Revenue columns. The total project cost is the estimated total project cost of the project and all listed revenue sources should equal the total project cost. There may be instances where only one revenue source is listed for instance, if a locally funded regionally significant project is included in the listing or vice versa, there may be instances where several revenue sources are listed for instance, for federal projects requiring local match or other projects involving multiple jurisdictions.

The Federal Revenue Source column, as shown to the left indicates the program from which the federal funds have been identified. Typically the source is listed by its acronym, a list of federal funding source acronyms is included on page 13. The federal funding dollar amount is then listed in the same row under the Revenue column (e.g. IM = Interstate Maintenance - State program funds). All federal funds shown in the project tables are fiscally constrained (please see Section 6 of the TIP).

The Other Revenue Source column, also shown to the left indicates what jurisdiction the local funds are coming from. A vast majority of federal funds require a local match which may vary from 10 to 20 percent of the total project cost. Some projects may not be eligible for federal funding to cover the entire total project cost, in which case more local funds may be shown to cover any ineligible expense. In the example given, because the State is the lead agency of the project, the local revenue source (local match) is coming from said State.

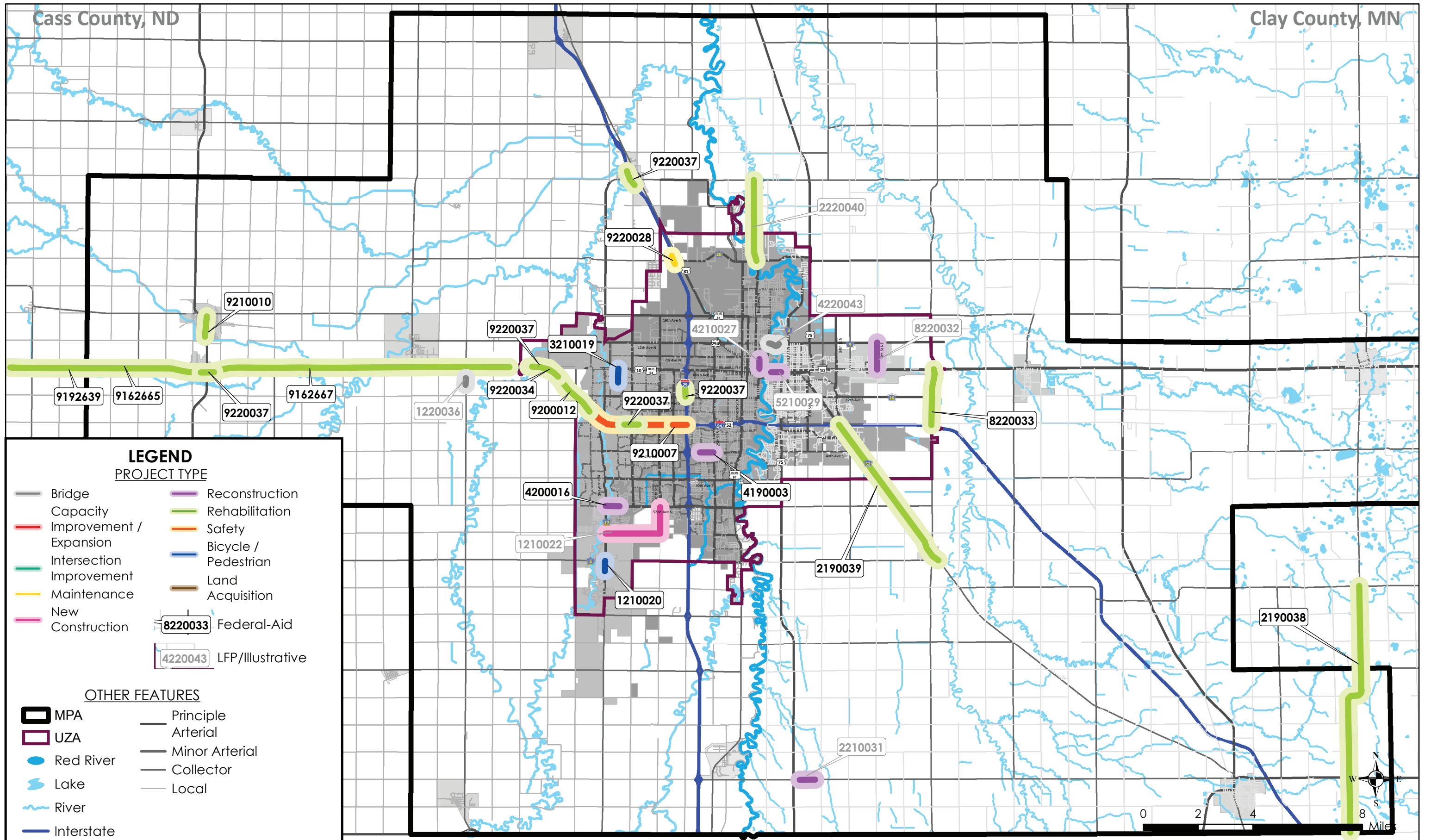
The revenue sources must equal the total project cost and shall meet all local match requirements of applicable federal funding sources.



Total Project Cost	Federal Revenue Source	Other Revenue Source	Revenue
\$ 300,000	IM	State	\$ 270,000 \$ 30,000

Project Location and Project Limits

The project location places the project within the legal boundaries of the stated lead agency or jurisdiction. In cases where the project shares land with another jurisdiction, the project location or project description will list all of the affected governmental units. Project location and project limits give an accurate reference to where a project will be occurring. The above example indicates that there will be a project on I-29S (a.k.a. Interstate 29 Southbound) from Main Ave to the N Fargo Interchange.

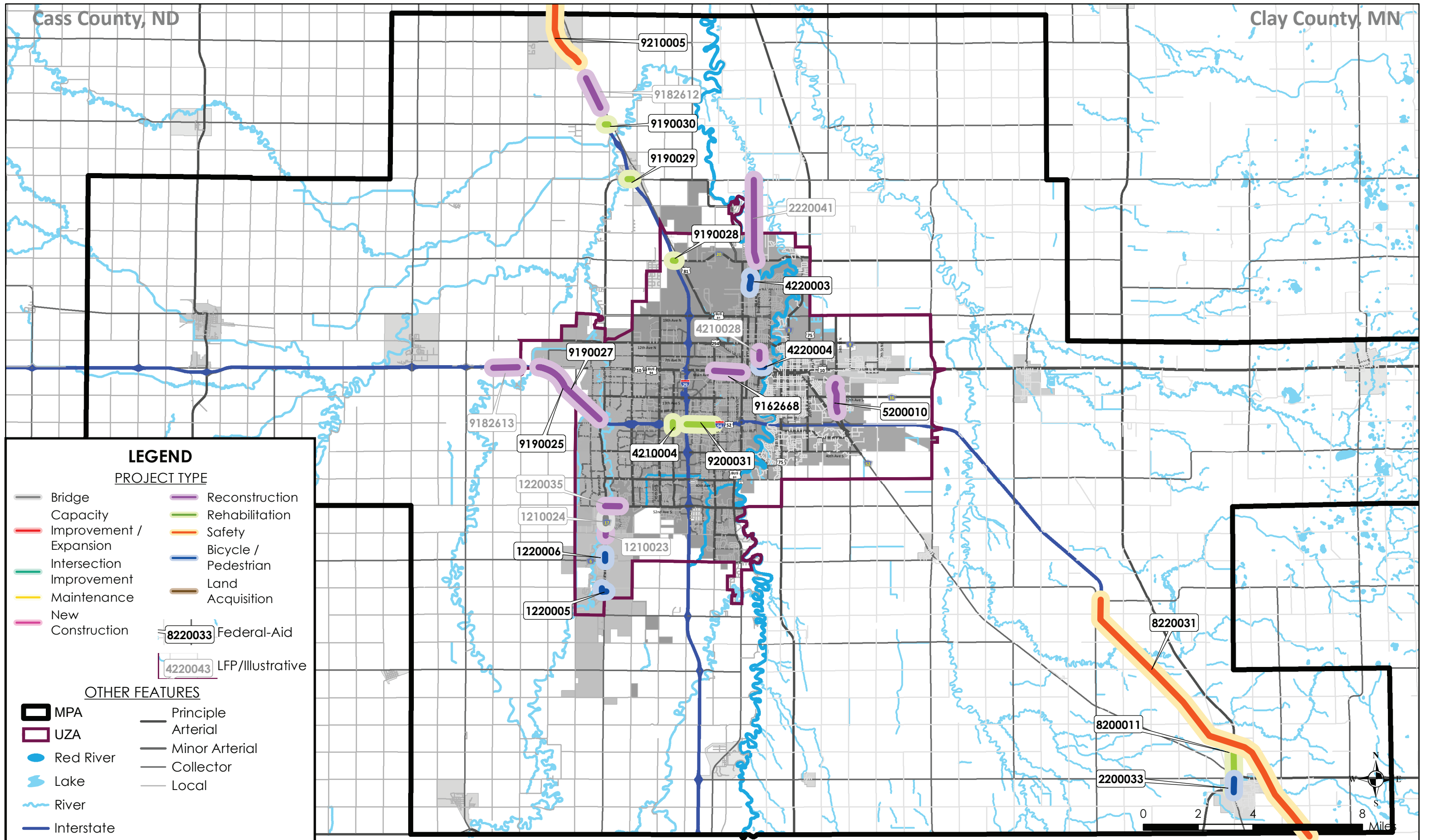


Lead Agency	Metro COG ID State Number	Project Year	Project Location	Length	Project Limits		Project Description	Improvement Type	Total Project Cost	Federal Revenue Source	Other Revenue Source	Revenue
					From	To						
Moorhead Transit												
Moorhead Transit	5190012 TRF-0034-22A	2022	Transit				Sect 5307: City of Moorhead, Operating Assistance	Transit Operations	\$ 3,262,317	FTA 5307	State Other	\$ 430,738 \$ 2,179,116 \$ 652,463
Moorhead Transit	5220031 TRF-0034-22H	2022	Transit				City of Moorhead, Paratransit Operating Assistance ***LFP*** Included for information and coordination only.	Transit Operations	\$ 588,918		State Local	\$ 500,580 \$ 88,338
Moorhead Transit	5190013 TRF-0034-22B	2022	Transit				Sect 5307: City of Moorhead, Replacement of Three (3) Bus Shelters	Transit Capital	\$ 75,000	FTA 5307	Local	\$ 60,000 \$ 15,000
Moorhead Transit	5190014 TRS-0034-22C	2022	Transit				City of Moorhead: Purchase one (1) class 200 gas vehicle (replaces unit 5181)	Transit Capital	\$ 36,000	STBGP District C	State Local	\$ 28,800 \$ 3,600 \$ 3,600
Moorhead Transit	5220030 TRF-0034-22F	2022	Transit				Sect 5307: City of Moorhead, Improvements to Metro Transit Garage (MTG)	Transit Capital	\$ 55,666	FTA 5307	Local	\$ 44,533 \$ 11,133
Moorhead Transit	5220001 TRF-0034-22G	2022	Transit				Sect 5307: City of Moorhead Purchase of one (1) service vehicle (replaces unit #1250 split cost of \$100,000 with 1/3 coming from Moorhead and 2/3 coming from Fargo)	Transit Capital	\$ 33,333	FTA 5307	Local	\$ 26,666 \$ 6,667
Fargo Transit												
Fargo Transit	4200017 8013 SU	2022	Transit				Capital Purchase ***Pending***	Transit Capital	\$ 1,250,000	STBGP-U	Local	\$ 1,000,000 \$ 250,000
Fargo Transit	4200029 8022 TURB	2022	Transit				Operating Assistance, Paratransit Operating Assistance Funded as Capital, and Preventative Maintenance	Transit Operations	\$ 4,083,503	FTA 5307	Local	\$ 2,654,277 \$ 1,429,226
City of Fargo												
City of Fargo	4190003 22826 8011	2022	32nd Ave S		32nd St	25th St	Reconstruction of 32nd Ave S	Reconstruction	\$ 10,400,000	STBGP-U CRRSAA	Local	\$ 4,700,000 \$ 808,620 \$ 4,891,380
City of Fargo	4200016 23036 8012	2022	52nd Ave S		63rd St	Sheyenne	Reconstruction of 52nd Avenue S (Associated with project 1220035) ***Pending***	Reconstruction	\$ 7,000,000	STBGP-U	Local	\$ 5,000,000 \$ 2,000,000
City of Fargo	4210027	2022	4th St N		1st Ave N	6 Ave N	Reconstruction 4th St N ***LFP*** Included for information and coordination only.	Reconstruction	\$ 6,500,000		Local	\$ 6,500,000
City of Fargo	4220043	2022	12th Ave N		12th Ave N/15th Ave N Bridge over the Red River		Planning Study - Benefit Cost Analysis, Environmental Analysis, and Traffic Analysis *Illustrative* (Federal Funding is Being Pursued - \$350,000)	Planning	Illustrative			Illustrative

Lead Agency	Metro COG ID State Number	Project Year	Project Location	Length	Project Limits		Project Description	Improvement Type	Total Project Cost	Federal Revenue Source	Other Revenue Source	Revenue
					From	To						
City of Moorhead												
City of Moorhead	5210029	2022	Center Ave		8th St	3rd St	Reconstruction of Center Ave ***Illustrative*** (Federal funding is being pursued)	Reconstruction	\$ 5,170,000		State Local	\$ 1,250,000 \$ 3,920,000
City of West Fargo												
City of West Fargo	3210019 22953 8016	2022	Drain 45	1.5	7th Ave E	Main Ave	Construction of a Multi-Use Path along Drain 45 (Phase 2)	Bike/Ped	\$ 442,500	TA	Local	\$ 290,000 \$ 152,500
City of Dilworth												
City of Dilworth	8220032	2022	7th St NE		US 10	15th Ave N	Reconstruction of 7th St NE to an urban section with bicycle and pedestrian facilities ***LFP*** Included for information and coordination only.	Reconstruction	\$ 5,500,000		State Local	\$ 1,250,000 \$ 4,250,000
North Dakota Department of Transportation												
NDDOT	9162665 22992 8006	2022	I-94E	8.0	W Wheatland	E of Casselton	Concrete Pavement Repair, Hot Bituminous Pavement on Ramps, Sand Seal	Rehabilitation	\$ 1,283,344	IM	State	\$ 1,155,010 \$ 128,334
NDDOT	9162667 22599 8009	2022	I-94W	10.9	E Casselton	Near W Fargo	Thin Mill and Overlay	Rehabilitation	\$ 2,900,000	IM	State	\$ 2,610,000 \$ 290,000
NDDOT	9192639 22993 8007	2022	I-94W	7.2	Wheatland E	E of Casselton	Concrete Pavement Repair, Hot Bituminous Pavement on Ramps, Sand Seal	Rehabilitation	\$ 1,145,344	IM	State	\$ 1,030,810 \$ 114,534
NDDOT	9200012 22443 8129	2022	I-94E	4.1	W of Main Ave	42nd St Grade Separation	High Tension Cable Median Guardrail	Safety	\$ 2,036,000	HSIP	State	\$ 1,832,000 \$ 204,000
NDDOT	9210006 22886 8111	2022	I-94	27.9	Valley City District (D2)	West Fargo	High Tension Cable Median Guardrail	Safety	\$ 6,000,000	HSIP	State	\$ 5,400,000 \$ 600,000
NDDOT	9220028 23271	2022	I-29		I-29 and CR 20 Interchange		Installation of New High Mast Lights	Maintenance	\$ 1,200,000	IM	State	\$ 1,080,000 \$ 120,000
NDDOT	9210007 22444	2022	I-94		42nd St	I-29	Hot Bituminous Pave, Concrete Median Barrier	Safety	\$ 2,044,000	HSIP	State	\$ 1,832,000 \$ 204,000
NDDOT	9210010 22828 8002	2022	ND 18 N	0.8	7th St S	3rd St N	Curb Ramps - Casselton	Rehabilitation	\$ 334,765	Non NHS-S	State	\$ 267,812 \$ 66,953
NDDOT	9220034 23320	2022	I-94	3.2	Near W Fargo E RP 342.414	Horace Rd RP 345.607	Median Cross-Overs, Ramp Connection	Rehabilitation	\$ 681,000	IM	State	\$ 612,900 \$ 68,100
NDDOT	9220037 23323	2022	I-94 I-29		Various Project Locations		Lighting Conversion Project - Converting Existing Lights to LED At I-94 & US 10 interchange (RP 343), I-94 & 9th St E (RP 347), I-94 & Langer Ave (RP 331), I-29 & 76th Ave N (RP 72), and I-29 & 38th St S (RP 64)	Rehabilitation	\$ 75,000	Non NHS-S	State	\$ 60,000 \$ 15,000

Lead Agency	Metro COG ID State Number	Project Year	Project Location	Length	Project Limits		Project Description	Improvement Type	Total Project Cost	Federal Revenue Source	Other Revenue Source	Revenue
					From	To						
Cass County												
Cass County	1210020 22943 8017	2022	CR 17 Horace		81st Ave S	76th Ave S	Construction of a Multi-Use Path along the W side of CR 17	Bike/Ped	\$ 230,150	TA	Local	\$ 186,260 \$ 43,890
Cass County	1210022	2022	New CR 6		CR 17 & 45th St	45th St 64th Ave S	Bituminous Surfacing, new paved two-lane, shoulders ***LFP*** Included for information and coordination only.	New Construction	\$ 1,200,000		Local	\$ 1,200,000
Cass County	1220036	2022	CR 15		0.5 S of I-94		Bridge Replacement on CR 15 over Drain 14 ***LFP*** Included for information and coordination only.	Reconstruction	\$ 2,300,000		Local	\$ 2,300,000
Minnesota Department of Transportation												
MnDOT	8220033	2022	MN 336	2.3	I-94	US 10	**CRRSAA** On MN 336, from jct. I-94 to jct. US 10, Minor CPR and grinding	Rehabilitation	\$ 3,125,000		CRRSAA State	\$ 2,500,000 \$ 625,000
Clay County												
Clay County	2190038 014-631-024	2022	CSAH 31	9.5	S County Line	CSAH 10	***AC***Bituminous Mill and Overlay (AC Payback 2023, AC Total = 362,760 for a project total of 2,565,000) See project 2200014	Rehabilitation	\$ 2,202,240	STBGP-R	Local	\$ 1,687,240 \$ 515,000
Clay County	2190039 014-652-016	2022	CSAH 52	6.1	CR 67 in Sabin	I-94 Bridge in Moorhead	***AC***Bituminous mill and overlay (AC Payback 2023, AC Total = 1,032,240 for a project total of 2,082,760) See project 2200009	Rehabilitation	\$ 1,067,760	STBGP-R	Local	\$ 468,160 \$ 599,600
Clay County	2210031	2022	CSAH 2	0.6	City Limits of	Comstock	Urban Reconstruction ***LFP*** Included for information and coordination only. *City of Comstock contributing local funds	Reconstruction	\$ 2,000,000		Local State *Local	\$ 1,000,000 \$ 504,000 \$ 496,000
Clay County	2220040	2022	CSAH 1	2	CSAH 20	CSAH 26	Grading and bridge replacement near CSAH 26 (Associated with project 2220041)***LFP*** Included for information and coordination only.	Rehabilitation	\$ 1,233,410		Local	\$ 1,233,410

Detailed Project Listings 2023



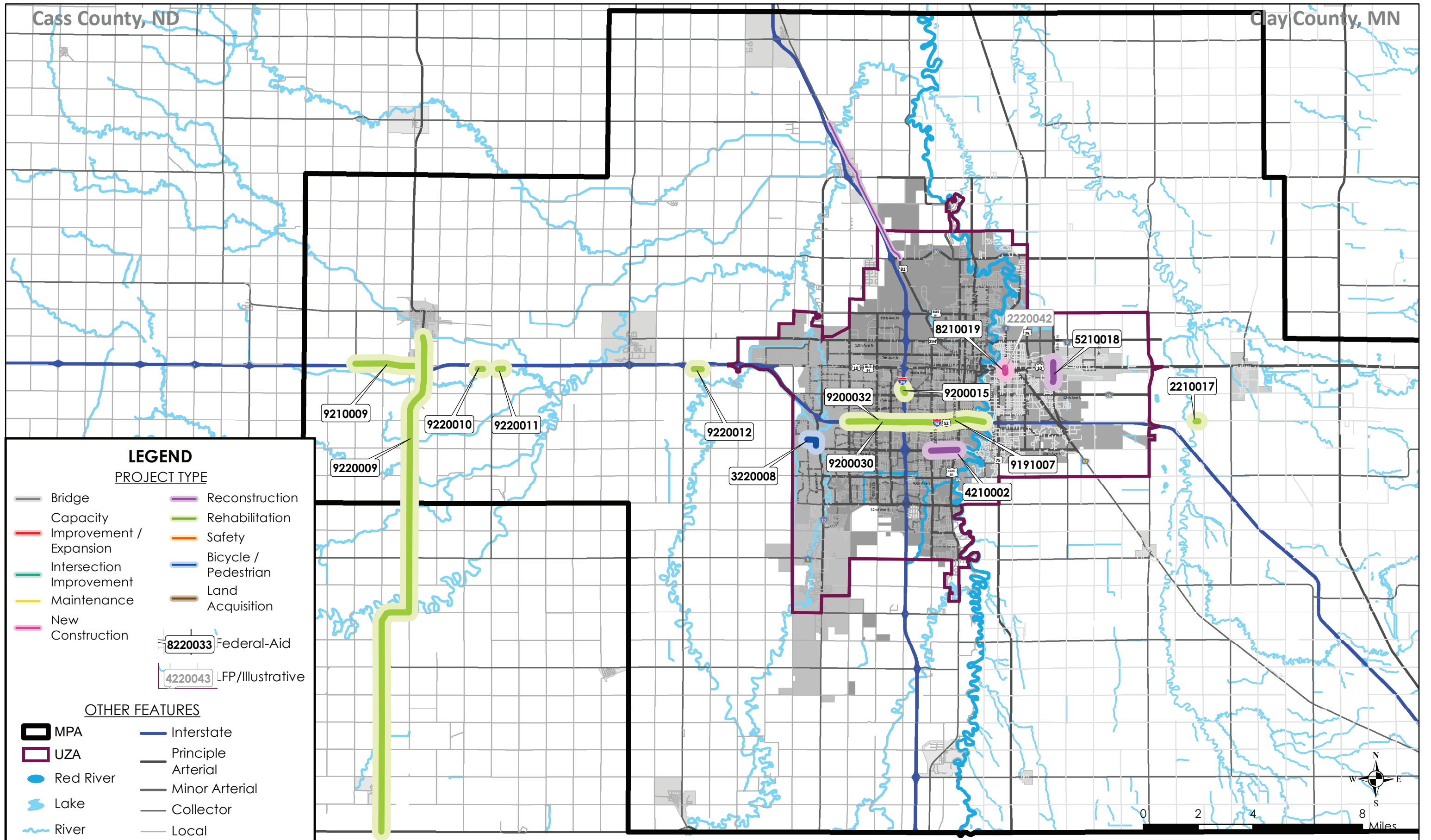
Lead Agency	Metro COG ID State Number	Project Year	Project Location	Length	Project Limits		Project Description	Improvement Type	Total Project Cost	Federal Revenue Source	Other Revenue Source	Revenue
					From	To						
West Central Minnesota Communities Action, Inc.												
West Central MN Communities Action, Inc.	8220002 TRF-9505-23	2023	Transit				West Central Minnesota Communities Action, Inc.; Mobility Management 7/1/23-6/30/25 (RTCC)	Transit Operations	\$ 61,320	FTA 5310	State	\$ 49,056 \$ 12,264
Moorhead Transit												
Moorhead Transit	5190015 TRF-0034-23F	2023	Transit				Purchase Equipment (AVA/AVL System) (ITS) ***LFP*** Included for information and coordination only.	Transit Capital	\$ 201,500		State Local	\$ 161,200 \$ 40,300
Moorhead Transit	5190016 TRF-0034-23G	2023	Transit				Sect 5339: City of Moorhead, Support Equip/Facilities- Equipment - Metro Transit Garage (MTG)	Transit Capital	\$ 283,000	FTA 5339	Local	\$ 226,400 \$ 56,600
Moorhead Transit	5200003 TRF-0034-23E	2023	Transit				Sect 5307: City of Moorhead, Operating Assistance	Transit Operations	\$ 3,392,810	FTA 5307	State Local	\$ 439,000 \$ 2,362,766 \$ 591,044
Moorhead Transit	5220032 TRF-0034-23F	2023	Transit				City of Moorhead, Paratransit Operating Assistance ***LFP*** Included for information and coordination only.	Transit Operations	\$ 761,705		State Local	\$ 647,449 \$ 114,256
Moorhead Transit	5200004 TRF-0034-23	2023	Transit				Sect 5307: City of Moorhead, Replacement of one (1) Bus Shelter	Transit Capital	\$ 33,000	FTA 5307	Local	\$ 26,400 \$ 6,600
Moorhead Transit	5220029	2023	Transit				Sect 5307: City of Moorhead, Purchase of one (1) Expansion Class 300 Gas Vehicle and Related Equipment	Transit Capital	\$ 100,000	FTA 5307	Local	\$ 85,000 \$ 15,000
Moorhead Transit	5200007 TRF-0034-23C	2023	Transit				Sect 5307: City of Moorhead, Purchase of one (1) Class 400 Gas Vehicle and Related Equipment (Replaces unit #)	Transit Capital	\$ 96,000	FTA 5307	Local	\$ 81,600 \$ 14,400
Moorhead Transit	5200008 TRF-0034-23D	2023	Transit				Sect 5307: City of Moorhead Support Equipment/Facility Equipment (Tool Cat) (split cost of \$96,000 with 1/3 coming from Moorhead and 2/3 coming from Fargo)	Transit Capital	\$ 32,000	FTA 5307	Local	\$ 25,600 \$ 6,400
Fargo Transit												
Fargo Transit	4200029 8128 TURB	2023	Transit				Operating Assistance, Paratransit Operating Assistance Funded as Capital, and Preventative Maintenance	Transit Operations	\$ 4,165,173	FTA 5307	Local	\$ 2,707,362 \$ 1,457,811
Fargo Transit	4210003 8111	2023	Transit				Capital Purchase ***Pending***	Transit Capital	\$ 1,250,000	STBGP-U	Local	\$ 1,000,000 \$ 250,000
City of Fargo												
City of Fargo	4210004 8112	2023	42nd St S & I-94			42nd St S & I-94 Grade Separation	Structure Rehabilitation	Rehabilitation	\$ 275,680	STBGP-U	Local	\$ 223,108 \$ 52,572

Lead Agency	Metro COG ID State Number	Project Year	Project Location	Length	Project Limits		Project Description	Improvement Type	Total Project Cost	Federal Revenue Source	Other Revenue Source	Revenue
					From	To						
City of Fargo	4210028	2023	4th St N		6th Ave N	9th Ave N	Reconstruction ***LFP*** Included for information and coordination only.	Reconstruction	\$ 3,300,000		Local	\$ 3,300,000
City of Fargo	4220003 23238 8121	2023	Bison Village/ 10th St N		32nd Ave N	36th/37th Ave N	Construction of a Shared Use Path and Bike Facilities	Bike/Ped	\$ 225,000	TA	Local	\$ 137,000 \$ 88,000
City of Fargo	4220004 23218 8113	2023	City Hall / 2nd St		Fargo City Hall & 2nd St N		Pedestrian/Bicycle Bridge, Shared Use Path, Lighting	Bike/Ped	\$ 3,400,000	UGP	Local	\$ 2,400,000 \$ 1,000,000
City of Moorhead												
City of Moorhead	5200010 144-135-016	2023	34th St	1.0	4th Ave S	24th Ave S	Reconstruction of 34th Street	Reconstruction	\$ 2,100,000	STBGP-U	Local	\$ 807,600 \$ 1,292,400
City of West Fargo												
North Dakota Department of Transportation												
NDDOT	9162668 23199 8110	2023	Main Ave	1.0	University	25th St	Reconstruction of Main Ave ***Pending***	Reconstruction	\$ 15,412,522	NHS-U	State Local	\$ 8,369,948 \$ 1,226,416 \$ 5,816,158
NDDOT	9182612 20181 8126	2023	I-29 N of Metro	1.4	At Red River Diversion		FM Metro Area Diversion: Structure, grade raise, PCC paving, drainage improvements, median x-overs near reference point 76 ***Illustrative***	New Structure	Illustrative			
NDDOT	9182613 20181 8127	2023	I-94 W of Metro		At Red River Diversion		FM Metro Area Diversion: Structure, grade raise, PCC paving, drainage improvements, median x-overs near reference point 342.2 ***Illustrative***	New Structure	Illustrative			
NDDOT	9190025 22203 8106	2023	I-94E	2.8	Near W Fargo E	W Horace Rd	Portland Concrete Cement Pave, Lighting, Approach Slabs	Reconstruction	\$ 8,500,000	IM	State	\$ 7,650,000 \$ 850,000
NDDOT	9190027 22203 8108	2023	I-94W	2.8	Near W Fargo E	W Horace Rd	Portland Concrete Cement Pave, Lighting, Approach Slabs	Reconstruction	\$ 8,500,000	IM	State	\$ 7,650,000 \$ 850,000
NDDOT	9190028 22643 8116	2023	I-29N		3.0 South of Harwood		Structure Paint	Rehabilitation	\$ 281,000	IM	State	\$ 253,000 \$ 28,000
NDDOT	9190029 22643 8117	2023	I-29N		7.0 N of US 10 Near Argusville City Limits		Structure Paint	Rehabilitation	\$ 281,000	IM	State	\$ 253,000 \$ 28,000

Lead Agency	Metro COG ID State Number	Project Year	Project Location	Length	Project Limits		Project Description	Improvement Type	Total Project Cost	Federal Revenue Source	Other Revenue Source	Revenue
					From	To						
NDDOT	9190030 22643 8118	2023	I-29N		2.0 N of Harwood Interchange		Structure Paint	Rehabilitation	\$ 281,000	IM	State	\$ 253,000 \$ 28,000
NDDOT	9200031 22631 8107	2023	I-94E	1.0	I-29	25th St Interchange	Portland Concrete Cement Pave, Ramp Connection, Ramp Revisions, Widening	Rehabilitation	\$ 1,415,814	IM	State	\$ 1,274,233 \$ 141,581
Cass County												
Cass County	1210023	2023	CR 17 & 64th Ave S		Intersection of	CR 17 & 64th Ave S	Grading and Surfacing, New Roundabout at CR 17 and 64th Ave S ***LFP*** Included for information and coordination only.	Reconstruction	\$ 2,000,000		Local	\$ 2,000,000
Cass County	1210024	2023	CR 17		CR 17 and	Sheyenne River	Bridge Replacement on CR 17, Box Culverts over the Sheyenne River ***LFP*** Included for information and coordination only	Reconstruction	\$ 2,300,000		Local	\$ 2,300,000
Cass County	1220005 8122	2023	Center Ave Horace		Wall Ave	Nelson Dr	Center Ave Multi-Modal Improvements in Horace	Bike/Ped	\$ 150,000	TA	Local	\$ 68,000 \$ 82,000
Cass County	1220006 8123	2023	E Side of CR 17		76th Ave S	73rd Ave S	Construction of a Shared Use Path	Bike/Ped	\$ 268,000	TA	Local	\$ 200,000 \$ 68,000
Cass County	1220035	2023	CR 6		CR 6 & CR 17 Roundabout	63rd St	Grading and Surfacing Including Bridge Replacement Over the Sheyenne River. (Associated with project 4200016) ***LFP*** Included for information and coordination only	Reconstruction	\$ 2,000,000		Local	\$ 2,000,000
Minnesota Department of Transportation												
MnDOT	8200011 1409-25	2023	MN 9	2.1	Barnesville	I-94	Reconstruct, Mill and Overlay, ADA Improvements (Associated with project 2190040)	Rehabilitation	\$ 4,727,991	STBGP-R	State	\$ 2,995,345 \$ 1,732,646
MnDOT	8220031 1480-186	2023	I-94		Downer	Fergus Falls	*ELLE* On I 94, From Downer to Fergus Falls, Installation of Snow Fence	Safety	\$ 1,500,000	NHFP	State	\$ 1,350,000 \$ 150,000
Clay County												
Clay County	2200009 014-652-016AC	2023	CSAH 52	6.2	CR 67 in Sabin	I-94 Bridge in Moorhead	***AC***Bituminous mill and overlay (AC Payback 1 of 1) See project 2190039	Rehabilitation	\$ 1,032,240	STBGP-R		\$ 1,032,240
Clay County	2200014 014-631-024AC	2023	CSAH 31	9.5	CSAH 10	S County Line	***AC***Bituminous Mill and Overlay (AC Payback 1 of 1) See project 20190038	Rehabilitation	\$ 362,760	STBGP-R		\$ 362,760
Clay County	2200033 014-090-007	2023	MN 9	2.1	South 2nd Ave In Barnesville	MN 34	Multi-Use Trail and Streetscaping (Associated with Project 8200011)	Bike/Ped	\$ 443,000	TA	Local	\$ 300,000 \$ 143,000
Clay County	2220041	2023	CSAH 1	2	CSAH 20	CSAH 26	Paving (Associated with project 2220040) ***LFP*** Included for Information and Coordination Only	Reconstruction	\$ 1,200,000		Local	\$ 1,200,000

Lead Agency	Metro COG ID State Number	Project Year	Project Location	Length	Project Limits		Project Description	Improvement Type	Total Project Cost	Federal Revenue Source	Other Revenue Source	Revenue
					From	To						
West Central Minnesota Communities Action, Inc.												
West Central MN Communities Action, Inc.	8220002 TRF-9505-23	2023	Transit				West Central Minnesota Communities Action, Inc.; Mobility Management 7/1/23-6/30/25 (RTCC)	Transit Operations	\$ 61,320	FTA 5310	State	\$ 49,056 \$ 12,264
Moorhead Transit												
Moorhead Transit	5190015 TRF-0034-23F	2023	Transit				Purchase Equipment (AVA/AVL System) (ITS) ***LFP*** Included for information and coordination only.	Transit Capital	\$ 201,500		State Local	\$ 161,200 \$ 40,300
Moorhead Transit	5190016 TRF-0034-23G	2023	Transit				Sect 5339: City of Moorhead, Support Equip/Facilities- Equipment - Metro Transit Garage (MTG)	Transit Capital	\$ 283,000	FTA 5339	Local	\$ 226,400 \$ 56,600
Moorhead Transit	5200003 TRF-0034-23E	2023	Transit				Sect 5307: City of Moorhead, Operating Assistance	Transit Operations	\$ 3,392,810	FTA 5307	State Local	\$ 439,000 \$ 2,362,766 \$ 591,044
Moorhead Transit	5220032 TRF-0034-23F	2023	Transit				City of Moorhead, Paratransit Operating Assistance ***LFP*** Included for information and coordination only.	Transit Operations	\$ 761,705		State Local	\$ 647,449 \$ 114,256
Moorhead Transit	5200004 TRF-0034-23	2023	Transit				Sect 5307: City of Moorhead, Replacement of one (1) Bus Shelter	Transit Capital	\$ 33,000	FTA 5307	Local	\$ 26,400 \$ 6,600
Moorhead Transit	5220029	2023	Transit				Sect 5307: City of Moorhead, Purchase of one (1) Expansion Class 300 Gas Vehicle and Related Equipment	Transit Capital	\$ 100,000	FTA 5307	Local	\$ 85,000 \$ 15,000
Moorhead Transit	5200007 TRF-0034-23C	2023	Transit				Sect 5307: City of Moorhead, Purchase of one (1) Class 400 Gas Vehicle and Related Equipment (Replaces unit #)	Transit Capital	\$ 96,000	FTA 5307	Local	\$ 81,600 \$ 14,400
Moorhead Transit	5200008 TRF-0034-23D	2023	Transit				Sect 5307: City of Moorhead Support Equipment/Facility Equipment (Tool Cat) (split cost of \$96,000 with 1/3 coming from Moorhead and 2/3 coming from Fargo)	Transit Capital	\$ 32,000	FTA 5307	Local	\$ 25,600 \$ 6,400
Fargo Transit												
Fargo Transit	4200029 8128 TURB	2023	Transit				Operating Assistance, Paratransit Operating Assistance Funded as Capital, and Preventative Maintenance	Transit Operations	\$ 4,165,173	FTA 5307	Local	\$ 2,707,362 \$ 1,457,811
Fargo Transit	4210003 8111	2023	Transit				Capital Purchase ***Pending***	Transit Capital	\$ 1,250,000	STBGP-U	Local	\$ 1,000,000 \$ 250,000
City of Fargo												
City of Fargo	4210004 8112	2023	42nd St S & I-94			42nd St S & I-94 Grade Separation	Structure Rehabilitation	Rehabilitation	\$ 275,680	STBGP-U	Local	\$ 223,108 \$ 52,572

Detailed Project Listings 2024

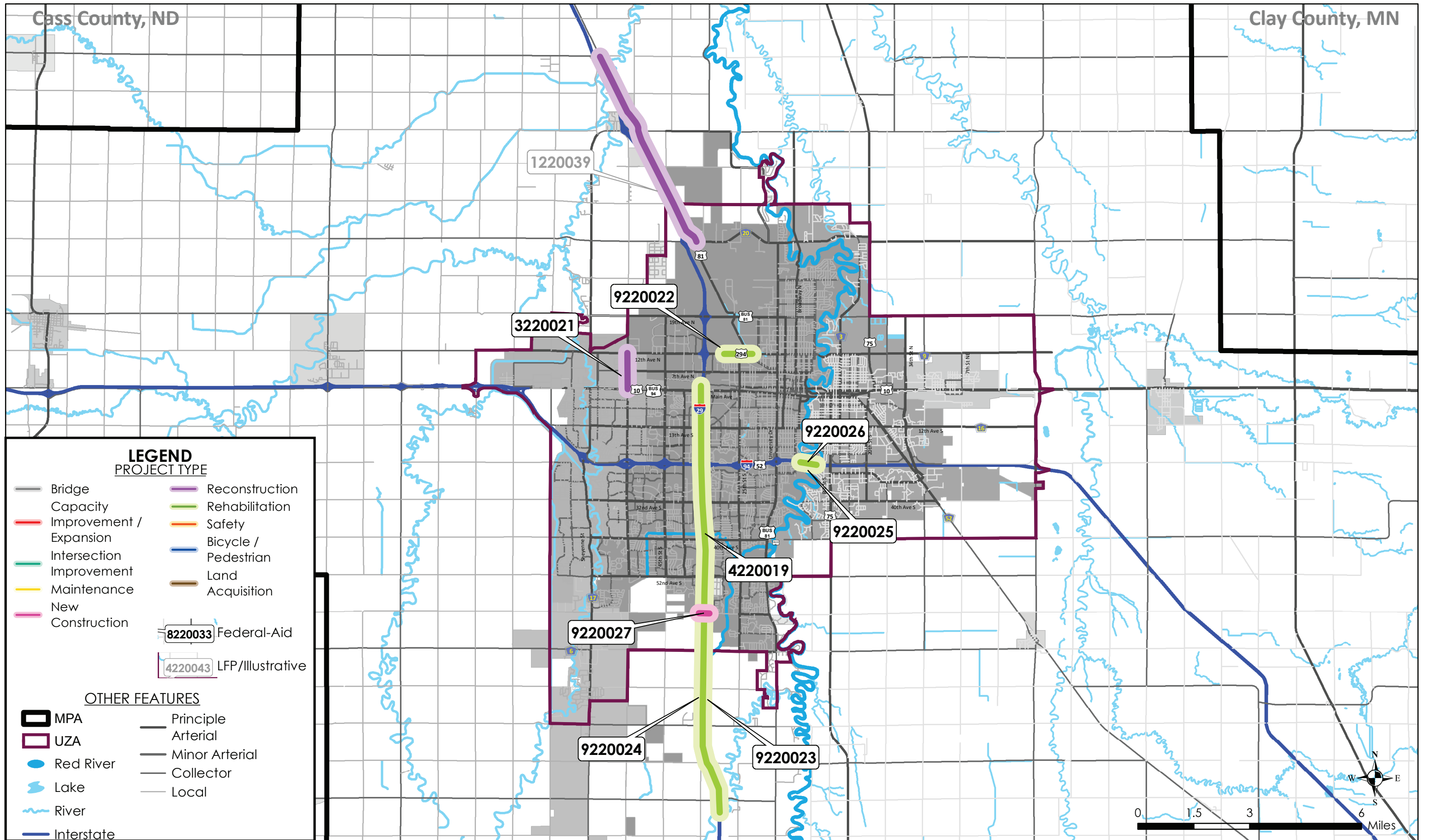


Lead Agency	Metro COG ID State Number	Project Year	Project Location	Length	Project Limits		Project Description	Improvement Type	Total Project Cost	Federal Revenue Source	Other Revenue Source	Revenue
					From	To						
Moorhead Transit												
Moorhead Transit	5200005 TRS-0034-24B	2024	Transit				City of Moorhead, Purchase of one (1) Class 200 Gas Van and Related Equipment (replaces unit 5191)	Transit Capital	\$ 38,000	STBGP-U	State Local	\$ 30,400 \$ 3,800 \$ 3,800
Moorhead Transit	5200006 TRS-0034-24C	2024	Transit				City of Moorhead, Purchase of one (1) Class 200 Gas Van and Related Equipment (replaces unit 5192)	Transit Capital	\$ 38,000	STBGP-U	State Local	\$ 30,400 \$ 3,800 \$ 3,800
Moorhead Transit	5210013 TRS-0034-24A	2024	Transit				City of Moorhead, Purchase of one (1) Class 400 Bus and Related Equipment (Replaces Unit #7181)	Transit Capital	\$ 104,000	STBGP-U	Local	\$ 83,200 \$ 20,800
Moorhead Transit	5210014 TRF-0034-24B	2024	Transit				Section 5307: City of Moorhead, Replacement of Two (2) Bus Shelters	Transit Capital	\$ 45,600	FTA 5307	Local	\$ 36,480 \$ 9,120
Moorhead Transit	5210015 TRF-0034-24C	2024	Transit				Section 5307: City of Moorhead, Purchase of Miscellaneous Support Equipment - PEM Replacement at the Metro Transit Garage	Transit Capital	\$ 21,000	FTA 5307	Local	\$ 16,800 \$ 4,200
Moorhead Transit	5210016 TRF-0034-24D	2024	Transit				Sect 5307: City of Moorhead, Operating Assistance	Transit Operations	\$ 4,005,578	FTA 5307	State Local	\$ 448,000 \$ 2,464,306 \$ 1,093,272
Moorhead Transit	5220033 TRF-0034-24E	2024	Transit				City of Moorhead, Paratransit Operating Assistance ***LFP*** For information and coordination only.	Transit Operations	\$ 791,746		State Local	\$ 672,984 \$ 118,762
Moorhead Transit	5220007 TRS-0034-24D	2024	Transit				City of Moorhead, Purchase of one (1) Class 200 Gas Van and Related Equipment (replaces unit 5193)	Transit Capital	\$ 38,000	STBGP-U	State Local	\$ 30,400 \$ 3,800 \$ 3,800
Fargo Transit												
Fargo Transit	4210001 8310	2024	Transit				Operating Assistance, Paratransit Operating Assistance Funded as Capital, and Preventative Maintenance	Transit Operations	\$ 4,248,476	FTA 5307	Local	\$ 2,761,509 \$ 1,486,967
City of Fargo												
City of Fargo	4210002 22925 8212	2024	32nd Ave S		25th St S	University Dr	Reconstruction of 32nd Ave S in Fargo *Pending	Reconstruction	\$ 11,080,000	STBGP-U	Local	\$ 7,680,000 \$ 3,400,000
City of Moorhead												
City of Moorhead	5210018 144-135-017	2024	34th St	1.1	4th Ave S	3rd Ave N	***AC*** Grading, Cone Surfacing, Lighting, Storm Sewer, Signals, ADA Improvements *In conjunction with the City of Dilworth (AC Payback 2025, AC Total = 1,555,000 for a project total of 2,900,000) See project 5220020	Reconstruction	\$ 1,345,000	STBGP-U	Local	\$ 263,000 \$ 1,082,000

Lead Agency	Metro COG ID State Number	Project Year	Project Location	Length	Project Limits		Project Description	Improvement Type	Total Project Cost	Federal Revenue Source	Other Revenue Source	Revenue
					From	To						
City of West Fargo												
City of West Fargo	3220008 23247 8219	2024	28th Ave W 5th St W		9th St W Eaglewood Park	5th St W WF Sports Arena/ Lights @ Sheyenne	Construction of a Shared Use Path	Bike/Ped	\$ 308,000	TA	Local	\$ 249,000 \$ 59,000
North Dakota Department of Transportation												
NDDOT	9191007 22628 8210	2024	I-94E	1.9	25th St Interchange	Red River	Lift Station, Storm Sewer	Maintenance	\$ 2,600,000	IM	State	\$ 2,340,000 \$ 260,000
NDDOT	9200015 22629 8206	2024	I-29N	0.2	13th Ave S NE Ramp		Porland Concrete Cement Pave, Widening	Rehabilitation	\$ 253,000	IM	State	\$ 228,000 \$ 25,000
NDDOT	9200030 8209	2024	I-94E	4.9	1.0 W of 45th St	Red River	Concrete Pavement Repair	Rehabilitation	\$ 1,739,997	IM	State	\$ 1,565,997 \$ 174,000
NDDOT	9200032 8211	2024	I-94W	4.9	1.0 W of 45th St	Red River	Concrete Pavement Repair	Rehabilitation	\$ 1,740,632	IM	State	\$ 1,566,569 \$ 174,063
NDDOT	9210009 8201	2024	ND 10E	2.7	Lynchburg Interchange	ND 18 S Casselton	Concrete Pavement Repair, Mill and Overlay	Rehabilitation	\$ 876,000	Non NHS-S	State	\$ 709,000 \$ 167,000
NDDOT	9220009 8205	2024	ND 18N	19.2	W Jct 46 Leonard	Casselton	Mill and Overlay	Rehabilitation	\$ 3,528,595	Non NHS-S	State	\$ 2,855,692 \$ 672,903
NDDOT	9220010 8214	2024	ND 10E		3.0 East of ND 18		Structure Repair, Selective Grade, Riprap	Rehabilitation	\$ 54,000	Non NHS-S	State	\$ 44,000 \$ 10,000
NDDOT	9220011 8215	2024	ND 10E		4.0 E of ND 18		Deck Overlay, Rail Retrofit, Selective Grade, Riprap	Rehabilitation	\$ 117,462	Non NHS-S	State	\$ 95,062 \$ 22,400
NDDOT	9220012 8216	2024	ND 10E		8.0 W of I-29		Pipe Replacement, Riprap	Rehabilitation	\$ 162,240	Non NHS-S	State	\$ 131,301 \$ 30,939
Cass County												
Minnesota Department of Transportation												
MnDOT	8210019	2024	11th St		Railroad Grade Separation		11th St Underpass, New Grade Separation (Associated with project 2220042)	New Construction	\$ 81,000,000	STBGP-U	State Bond	\$ 65,000,000 \$ 8,000,000
Clay County												
Clay County	2210017 014-614-001	2024	CSAH 14 1.8 E of MN 336		Bridge Over Buffalo River		Replace Bridge #92440 with New Bridge #14555 Over the S Branch Buffalo River	Rehabilitation	\$ 920,000	BROS	Local	\$ 736,000 \$ 184,000

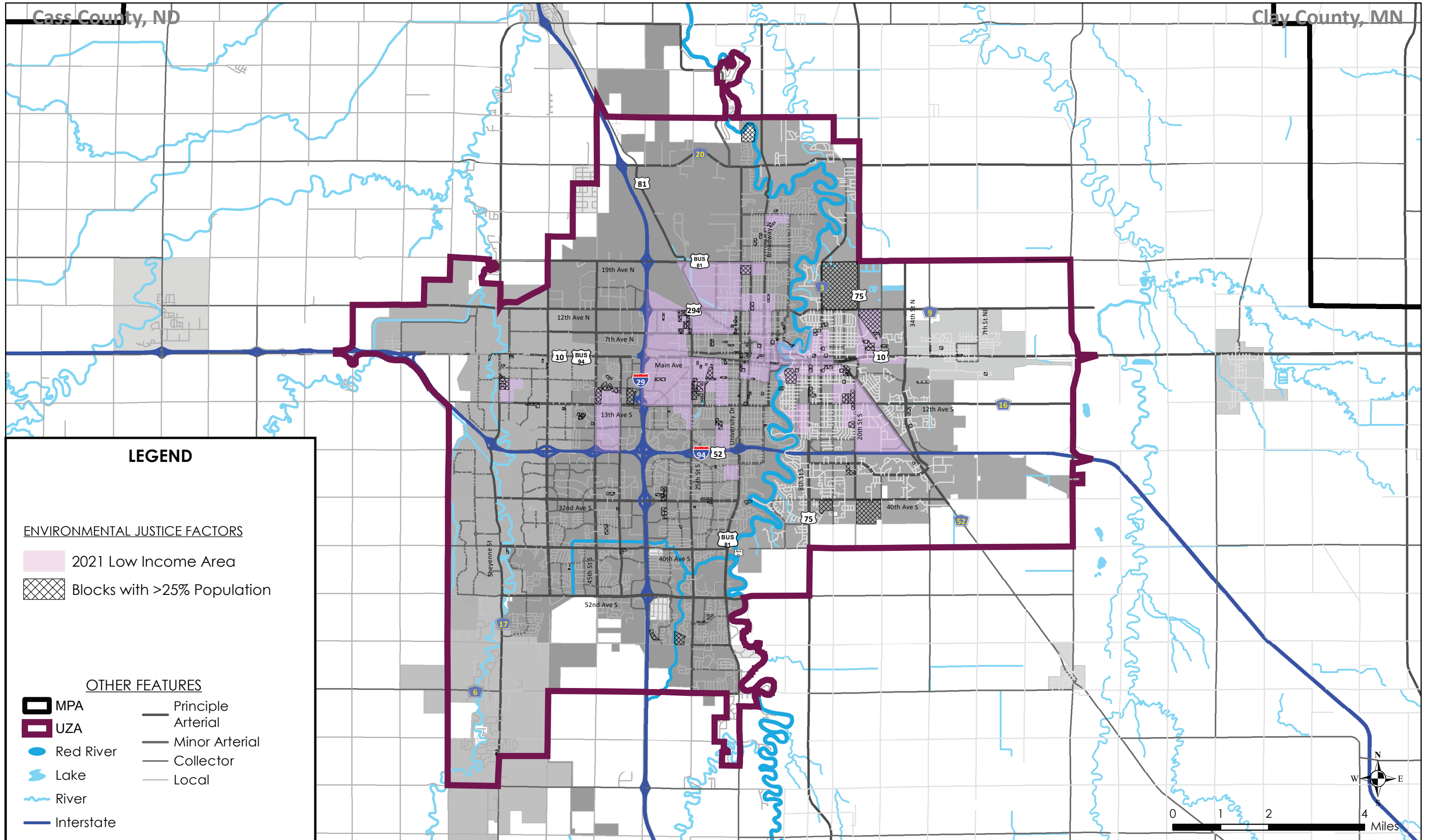
Lead Agency	Metro COG ID State Number	Project Year	Project Location	Length	Project Limits		Project Description	Improvement Type	Total Project Cost	Federal Revenue Source	Other Revenue Source	Revenue
					From	To						
Clay County	2220042	2024	11th St		Railroad Grade Separation		11th St Underpass, New Grade Separation (Associated with project 8210019) ***LFP*** Included for Information and Coordination Only	New Construction	\$ 1,500,000		Local	\$ 1,500,000

Detailed Project Listings 2025



Lead Agency	Metro COG ID State Number	Project Year	Project Location	Length	Project Limits		Project Description	Improvement Type	Total Project Cost	Federal Revenue Source	Other Revenue Source	Revenue
					From	To						
Moorhead Transit												
Moorhead Transit	5220013 TRF-0034-25A	2025	Transit				Sect 5307: City of Moorhead, Operating Assistance	Transit Operations	\$ 4,165,801	FTA 5307	State Local	\$ 457,000 \$ 2,570,048 \$ 1,138,753
Moorhead Transit	5220034 TRF-0034-25B	2025	Transit				City of Moorhead, Paratransit Operating Assistance ***LFP*** For information and coordination only	Transit Operations	\$ 822,977		State Local	\$ 699,531 \$ 123,446
Moorhead Transit	5220014 TRF-0034-25C	2025	Transit				Sect 5307: City of Moorhead, Replacement of one (1) Bus Shelter	Transit Capital	\$ 35,000	FTA 5307	Local	\$ 28,000 \$ 7,000
Moorhead Transit	5220015 TRF-0034-25D	2025	Transit				Sect 5307: City of Moorhead, Purchase of one (1) Gas Class 400 and Related Equipment (Replaces Unit #7211)	Transit Capital	\$ 104,000	FTA 5307	Local	\$ 83,200 \$ 20,800
Moorhead Transit	5220016 TRF-0034-25E	2025	Transit				Sect 5307: City of Moorhead, Purchase of one (1) Gas Class 400 and Related Equipment (Replaces Unit #7212)	Transit Capital	\$ 104,000	FTA 5307	Local	\$ 83,200 \$ 20,800
Moorhead Transit	5220017 TRF-0034-25F	2025	Transit				Sect 5307: City of Moorhead, Support Equipment/ Facility Equipment (Scrubber/washer and Press) (split cost of \$96,000 with 1/3 coming from Moorhead and 2/3 coming from Fargo)	Transit Capital	\$ 28,000	FTA 5307	Local	\$ 22,400 \$ 5,600
Fargo Transit												
Fargo Transit	4220018 8320 TURB	2025	Transit				Operating Assistance, Paratransit Operating Assistance Funded as Capital, and Preventative Maintenance	Transit Operations	\$ 4,333,446	FTA 5307	Local	\$ 2,816,740 \$ 1,516,706
City of Fargo												
City of Fargo	4220019 8315	2025	36th St S 2.0 S of I-94			36th St S @ Rose Coulee	Deck Overlay, Rail Retrofit, Reset Approach Guardrail *Pending	Rehabilitation	\$ 380,000	STBGP-U	Local	\$ 307,534 \$ 72,466
City of Moorhead												
City of Moorhead	5220020 144-135-017AC	2025	34th St	1.1	4th Ave S	3rd Ave N	***AC*** Grading, Cone Surfacing, Lighting, Storm Sewer, Signals, ADA Improvements (AC Payback 1 of 1) See project 5210018 *In conjunction with City of Dilworth	Rehabilitation	\$ 1,555,000	STBGP-U		\$ 1,555,000
City of West Fargo												
City of West Fargo	3220021 8314	2025	9th St E		Main Ave	12th Ave N	Reconstruction of 9th St E	Reconstruction	\$ 9,400,000	STBGP-U	Local	\$ 7,520,000 \$ 1,880,000

Lead Agency	Metro COG ID State Number	Project Year	Project Location	Length	Project Limits		Project Description	Improvement Type	Total Project Cost	Federal Revenue Source	Other Revenue Source	Revenue
					From	To						
North Dakota Department of Transportation												
NDDOT	9220022 8312	2025	12th Ave N 1.0 E of I-29		12th Ave N & BNRR Bridge		Structure Items, Structural Steel Zone Painting *Pending	Rehabilitation	\$ 644,606	STBGP-U	State Local	\$ 521,680 \$ 58,465 \$ 64,461
NDDOT	9220023 8305	2025	I-29N	12.1	Wild Rice River	0.3 Miles N of Main Ave	Concrete Pavement Repair, Grinding	Rehabilitation	\$ 1,702,243	IM	State	\$ 1,532,019 \$ 170,224
NDDOT	9220024 8308	2025	I-29S	12.1	Wild Rice River	0.3 Miles N of Main Ave	Concrete Pavement Repair, Grinding	Rehabilitation	\$ 1,702,200	IM	State	\$ 1,531,980 \$ 170,220
NDDOT	9220025 8318	2025	I-94E		ND-MN Border Bridge		Deck Overlay	Rehabilitation	\$ 1,601,806	IM	State	\$ 1,441,625 \$ 160,181
NDDOT	9220026 8319	2025	I-94W		ND-MN Border Bridge		Deck Overlay	Rehabilitation	\$ 1,601,806	IM	State	\$ 1,441,625 \$ 160,181
NDDOT	9220027 8306	2025	I-29		64th Avenue S Interchange		Construction of the 64th Ave S Interchange including Ramps, Structure, and Incidentals *Pending	New Construction	\$ 18,250,000	IM	State	\$ 16,425,000 \$ 1,825,000
Cass County												
Cass County	1220039	2025	CR 81		CR 20	CR 32	Grading and Surfacing ***LFP*** Included for Information and Coordination Only	Reconstruction	\$ 5,200,000		Local	\$ 5,200,000
Minnesota Department of Transportation												
Clay County												



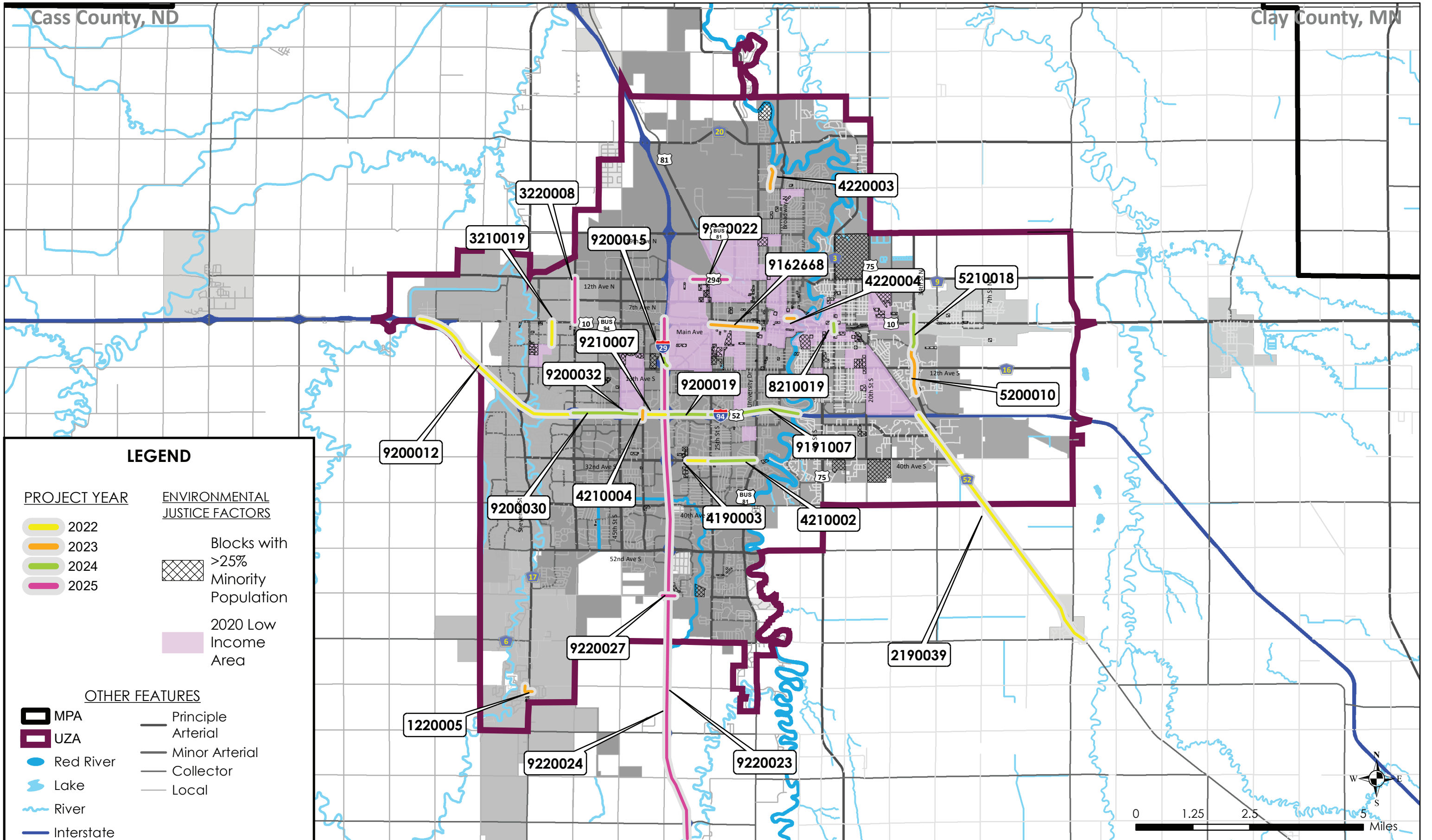
LEGEND

- ENVIRONMENTAL JUSTICE FACTORS**
- 2021 Low Income Area
 - Blocks with >25% Population

- OTHER FEATURES**
- MPA
 - UZA
 - Red River
 - Lake
 - River
 - Interstate
 - Principle Arterial
 - Minor Arterial
 - Collector
 - Local

Environmental Justice Factors





Projects within 1/4-Mile of EJ Areas

Lead Agency	Metro COG ID State Number	Project Year	Project Location	Length	Project Limits		Project Description	Improvement Type	Total Project Cost	Federal Revenue Source	Other Revenue Source	Revenue
					From	To						
Moorhead Transit												
Fargo Transit												
City of Fargo												
City of Fargo	4190003 22826 8011	2022	32nd Ave S		32nd St	25th St	Reconstruction of 32nd Ave S	Reconstruction	\$ 10,400,000	STBGP-U CRRSAA	Local	\$ 4,700,000 \$ 808,620 \$ 4,891,380
City of Fargo	4220003 23238 8121	2023	Bison Village/ 10th St N		32nd Ave N	36th/37th Ave N	Construction of a Shared Use Path and Bike Facilities	Bike/Ped	\$ 225,000	TA	Local	\$ 137,000 \$ 88,000
City of Fargo	4220004 23218 8113	2023	City Hall / 2nd St		Fargo City Hall & 2nd St N		Pedestrian/Bicycle Bridge, Shared Use Path, Lighting	Bike/Ped	\$ 3,400,000	UGP	Local	\$ 2,400,000 \$ 1,000,000
City of Fargo	4210004 8112	2023	42nd St S & I-94		42nd St S & I-94 Grade Separation		Structure Rehabilitation	Rehabilitation	\$ 275,680	STBGP-U	Local	\$ 223,108 \$ 52,572
City of Fargo	4210002 22925 8212	2024	32nd Ave S		25th St S	University Dr	Reconstruction of 32nd Ave S in Fargo *Pending	Reconstruction	\$ 9,600,000	STBGP-U	Local	\$ 7,680,000 \$ 1,920,000
City of Moorhead												
City of Moorhead	5200010 144-135-016	2023	34th St	1.0	4th Ave S	24th Ave S	Reconstruction of 34th Street	Reconstruction	\$ 2,100,000	STBGP-U	Local	\$ 807,600 \$ 1,292,400
City of Moorhead	5210018 144-135-017	2024	34th St	1.1	4th Ave S	3rd Ave N	***AC*** Grading, Cone Surfacing, Lighting, Storm Sewer, Signals, ADA Improvements *In conjunction with the City of Dilworth (AC Payback 2025, AC Total = 1,555,000 for a project total of 2,900,000) See project 5220020	Reconstruction	\$ 1,345,000	STBGP-U	Local	\$ 263,000 \$ 1,082,000
City of West Fargo												
City of West Fargo	3210019 22953 8016	2022	Drain 45	1.5	7th Ave E	Main Ave	Construction of a Multi-Use Path along Drain 45 (Phase 2)	Bike/Ped	\$ 442,500	TA	Local	\$ 290,000 \$ 152,500
City of West Fargo	3220021 8314	2025	9th St E		Main Ave	12th Ave N	Reconstruction of 9th St E	Reconstruction	\$ 9,400,000	STBGP-U	Local	\$ 7,520,000 \$ 1,880,000
North Dakota Department of Transportation												
NDDOT	9191007 22628 8210	2024	I-94E	1.9	25th St Interchange	Red River	Lift Station, Storm Sewer	Maintenance	\$ 2,600,000	IM	State	\$ 2,340,000 \$ 260,000

Lead Agency	Metro COG ID State Number	Project Year	Project Location	Length	Project Limits		Project Description	Improvement Type	Total Project Cost	Federal Revenue Source	Other Revenue Source	Revenue
					From	To						
NDDOT	9210007 22444	2022	I-94		42nd St	I-29	Hot Bituminous Pave, Concrete Median Barrier	Safety	\$ 2,044,000	HSIP	State	\$ 1,832,000 \$ 204,000
NDDOT	9200012 22443 8129	2022	I-94E	4.1	W of Main Ave	42nd St Grade Separation	High Tension Cable Median Guardrail	Safety	\$ 2,036,000	HSIP	State	\$ 1,832,000 \$ 204,000
NDDOT	9162668 23199 8110	2023	Main Ave	1.0	University	25th St	Reconstruction of Main Ave ***Pending***	Reconstruction	\$ 15,412,522	NHS-U	State Local	\$ 8,369,948 \$ 1,226,416 \$ 5,816,158
NDDOT	9200015 22629 8206	2024	I-29N	0.2	13th Ave S NE Ramp		Porland Concrete Cement Pave, Widening	Rehabilitation	\$ 253,000	IM	State	\$ 228,000 \$ 25,000
NDDOT	9200032 8211	2024	I-94W	4.9	1.0 W of 45th St	Red River	Concrete Pavement Repair	Rehabilitation	\$ 1,740,632	IM	State	\$ 1,566,569 \$ 174,063
NDDOT	9200030 8209	2024	I-94E	4.9	1.0 W of 45th St	Red River	Concrete Pavement Repair	Rehabilitation	\$ 1,739,997	IM	State	\$ 1,565,997 \$ 174,000
NDDOT	9220022 8312	2025	12th Ave N 1.0 E of I-29		12th Ave N & BNRR Bridge		Structure Items, Structural Steel Zone Painting *Pending	Rehabilitation	\$ 644,606	STBGP-U	State Local	\$ 521,680 \$ 58,465 \$ 64,461
NDDOT	9220022 8312	2025	12th Ave N 1.0 E of I-29		12th Ave N & BNRR Bridge		Structure Items, Structural Steel Zone Painting *Pending	Rehabilitation	\$ 644,606	STBGP-U	State Local	\$ 521,680 \$ 58,465 \$ 64,461
NDDOT	9220024 8308	2025	I-29S	12.1	Wild Rice River	0.3 Miles N of Main Ave	Concrete Pavement Repair, Grinding	Rehabilitation	\$ 1,702,200	IM	State	\$ 1,531,980 \$ 170,220
NDDOT	9220023 8305	2025	I-29N	12.1	Wild Rice River	0.3 Miles N of Main Ave	Concrete Pavement Repair, Grinding	Rehabilitation	\$ 1,702,243	IM	State	\$ 1,532,019 \$ 170,224
NDDOT	9220027 8306	2025	I-29		64th Avenue S Interchange		Construction of the 64th Ave S Interchange including Ramps, Structure, and Incidentals *Pending	New Construction	\$ 18,250,000	IM	State	\$ 16,425,000 \$ 1,825,000
Cass County												
Cass County	1220005 8122	2023	Center Ave Horace		Wall Ave	Nelson Dr	Center Ave Multi-Modal Improvements in Horace	Bike/Ped	\$ 150,000	TA	Local	\$ 68,000 \$ 82,000
Minnesota Department of Transportation												
MnDOT	8210019	2024	11th St		Railroad Grade Separation		11th St Underpass, New Grade Separation	New Construction	\$ 81,000,000	STBGP-U	State Bond State	\$ 65,000,000 \$ 8,000,000 \$ 8,000,000

Lead Agency	Metro COG ID State Number	Project Year	Project Location	Length	Project Limits		Project Description	Improvement Type	Total Project Cost	Federal Revenue Source	Other Revenue Source	Revenue
					From	To						
Clay County												
Clay County	2190039 014-652-016	2022	CSAH 52	6.1	CR 67 in Sabin	I-94 Bridge in Moorhead	***AC***Bituminous mill and overlay (AC Payback 2023, AC Total = 1,015,000 for a project total of 2,082,760) See project 2200009	Rehabilitation	\$ 1,067,760	STBGP-R	Local	\$ 468,160 \$ 599,600

Section 9 | Public Involvement

Section 9 | Public Involvement

Public involvement and participation is necessary to ensure a vibrant and meaningful planning process. Involving the public early and often in the planning and implementation process helps to ensure that decisions are made in consideration of public opinion and preference to meet the needs of the public. The public involvement process creates a collaborative environment which builds trust and understanding between the public and those who serve them.

Public Participation Plan requirements

Metro COG produces a Public Participation Plan (PPP) from which public involvement activities and actions for the TIP are identified. Public notice requirements for public input opportunities are listed within the PPP. Announcements for public notices and meetings related to the TIP, as well as a summary of public comments received are included in Appendix A.

The COVID-19 public health crisis greatly impacted the way public engagement was conducted as part of the development of the 2022-2025 TIP document. Metro COG's PPP is built with some flexibility for public engagement and Metro COG proceeded with a hybrid in-person and virtual public comment period and public engagement approach. With a hybrid in-person and virtual online engagement and public comment approach, Metro COG is able to meet all the requirements of the PPP.

Public Process to Support TIP Development

Early Input to Support TIP Development and Final Approval

Metro COG developed the 2022-2025 TIP in coordination with its 2016 Public Participation Plan (PPP). Pursuant to 23 CFR 450.316 Metro COG's PPP was developed to ensure that members of the public and other interested or affected stakeholders are given an opportunity to comment on and participate in the development of critical aspects, policies, and products of the Metropolitan Planning Program.

In July of 2021 Metro COG advertised the release of the Draft 2022-2025 TIP and subsequently opened the public comment period including timeline for formal TIP approval. The legal ad was published in the Forum of Fargo-Moorhead and information was also included on the Draft TIP webpage.

In August of 2021 Metro COG directly notified its list of interested persons/stakeholders regarding public input opportunities in support of the project identification and project selection phase of the 2022-2025 TIP. The notification included information on the intent and purpose of the TIP, outlined major milestones related to the development of the 2022-2025 TIP, and provided contact information regarding opportunities to comment on the TIP including the public open house.

Metro COG held a virtual public open house via Zoom Video Communications on August 24, 2021 from 12:00 - 1:00 p.m. to present the final draft document and garner feedback on the final draft TIP. In total, there were XX participants involved in the virtual public open house including seven (X) panelists representing Metro COG, MnDOT, and NDDOT and including XX participants from the general public.

Additionally, a public hearing was held by Metro COG on September 16, 2021, via Zoom Video Communications, to solicit comments on the Final Draft 2022-2025 TIP.

These public input opportunities were advertised in the Forum of Fargo-Moorhead and press releases were sent out regarding the public input opportunity to Metro COG's known local media contacts. Metro COG made all relevant material regarding the 2022-2025 TIP development process available on its website at <http://www.fmmetrocog.org>. Metro COG summarized the meetings and comments received for the TTC and Policy Board for

their consideration prior to final action on the 2022-2025 TIP.