

STATE OF MINNESOTA

2019 - 2022

**STATE TRANSPORTATION
IMPROVEMENT PROGRAM
(STIP)**



September 2018

395 John Ireland Blvd.
St. Paul, MN 55155

September 28, 2018

To the Reader:

The State Transportation Improvement Program (STIP) is a comprehensive four-year schedule of planned transportation projects in Minnesota for state fiscal years 2019, 2020, 2021, and 2022. These projects are for state trunk highways, local roads and bridges, rail crossings and transit capital and operating assistance. This document represents an investment of over \$7.7 billion in federal, state, and local funds over the four years.

This document is the statewide transportation program in which MnDOT, local governments, and community and business interest groups worked together in eight District Area Transportation Partnerships (ATPs) to discuss regional priorities and reach agreement on important transportation investments. This state process was developed in response to the Federal “Intermodal Surface Transportation Efficiency Act (ISTEA) of 1991” which focused on enhanced planning processes, greater state and local government responsibility, and more citizen input to decision making. The process has continued under the following acts: The 1998 Transportation Equity Act for the 21st Century (TEA-21); the 2005 Safe, Accountable, Flexible, Efficient Transportation Equity Act: A legacy for Users (SAFETEA-LU); the 2012 Moving Ahead for Progress in the 21st Century Act (MAP-21); and the 2015 Fixing America's Surface Transportation Act (FAST), signed into law December 4, 2015.

Any questions and comments on specific projects included in this program may be directed to the identified MnDOT District Transportation office listed in the Program Listing sections of the document. To further assist you in using this information, a searchable database will be available by October 2018 on the Internet at:

<http://www.dot.state.mn.us/planning/program/stip.html>

To request any MnDOT document in an alternative format, please call 651-366-4718 or email: ADArequest.dot@state.mn.us. General questions or comments can be directed to the Office of Transportation System Management in St. Paul (651-366-3798). Thank you for your interest and support in Minnesota's Transportation System.

**Minnesota
State Transportation Improvement Program
(STIP)
2019-2022**

**Recommended for Approval by:
MnDOT's Transportation Program Investment Committee (TPIC)**



**Susan M. Mulvihill, P.E.
Deputy Commissioner
Chief Engineer**

**Approved by:
MnDOT Commissioner**



Charles A. Zelle

**Minnesota
State Transportation Improvement Program
(STIP)**

Table of Contents

I.	INTRODUCTION.....	I-1
II.	STATE TRANSPORTATION IMPROVEMENT PROGRAM (STIP).....	II-1
	Certification	II-1
	The 20-Year Minnesota State Highway Investment Plan	II-1
	Public Involvement	II-2
	Minnesota Transportation Process for Investment Decisions	II-3
	Financial Plan.....	II-4
	Project Selection.....	II-7
III.	PROGRAM LISTING.....	III-1
 <u>APPENDICES</u>		
A.	Select Highway and Transit Programs	
	Greater Minnesota Metropolitan Planning Organization (MPO) Programs.....	A-1
	Highway Safety Improvement Program (HSIP)	A-2
	Transit Programs	A-3
	Tribal Transportation Program (TTP).....	A-4
	Recreational Trails Program	A-5
	Minnesota Rail Service Improvement Program.....	A-6
	Port Development Assistance Program.....	A-7
	MnDOT State Road Construction Program (SRC).....	A-8
B.	System Performance and STIP Investment Summary	B-1
C.	MnDOT’S Detailed Federal Fiscal Constraint Plan.....	C-1
D.	Federal Lands Program.....	D-1

**Minnesota
State Transportation Improvement Program
(STIP)**

List of Figures

		<u>Page</u>
Figure 1	State Transportation Improvement Program	I-2
Figure 2	State Transportation Improvement Program Funding by Source.....	II-8
Figure 3	State Transportation Improvement Program Funding by District/ATP	II-8
Figure 4	Route System Categories	III-1
Figure 5	Program Categories	III-2
Figure 6	Project Description Smart Codes	III-3
Figure 7	Proposed Fund Categories	III-3

Appendix Figures

Figure A-1	Greater Minnesota MPO Funding	A-1(2)
Figure A-2	Highway Safety Improvement Program Funding.....	A-2(1)
Figure A-3	Transit Funding by Source.....	A-3(2)
Figure A-4	Minnesota Rail Service Improvement Program	A-6(3)
Figure A-5	Port Development Assistance Program.....	A-7(2)
Figure A-6	State Road Construction Program Funding by Source.....	A-8(2)
Figure A-7	State Road Construction Program Funding by District/ATP	A-8(2)
Figure B-1	Investment Analysis, Actual Versus MnSHIP Goals	B-1(3)
Figure C-1	Minnesota Detailed Financial Plan.....	C-1(2)
Figure C-2	Minnesota Federal Advance Construction Forecast.....	C-1(3)

PREFACE

State of Minnesota State Transportation Improvement Program (STIP) 2019-2022

This document is the State of Minnesota State Transportation Improvement Program (STIP) for state fiscal years 2019-2022. It includes an introduction, or overview, of the anticipated expenditures for the different modes of transportation under the authority of the Minnesota Department of Transportation (MnDOT). The document is organized into three chapters and four appendices.

Chapter I of this document is the introduction to MnDOT. It provides information on MnDOT's vision for its transportation system and the factors that help shape MnDOT's policies and programs.

Chapter II is the formal response to the federal requirements for the STIP developed under the Fixing America's Surface Transportation Act (FAST). The programming process to develop this STIP began in the fall of 2016 and was developed under the requirements outlined in FAST Act with a conservative estimate of federal funds anticipated.

Chapter III includes the project listing of all projects using federal-aid highway or transit funding. These listings are organized by MnDOT District/Area Transportation Partnership (ATP) areas.

Appendix A includes a description, expenditure summary and project listing for several federal-aid highway and transit categories. A description of the MnDOT State Road Construction Program (SRC) is also included, but without a repeat of the project listing of state trunk highway projects. Appendix B includes, for information purposes only, STIP investment summary and system performance outcomes. Appendix C includes a detailed financial plan for the STIP. Appendix D provides a list of federal lands projects that were selected by the Eastern Federal Lands Highway Division.

The 2019-2022 STIP was developed using programs specified under the current transportation bill, FAST Act, which was signed into law December 4, 2015. Once approved by the US DOT/FTA, the State Transportation Improvement Program for Minnesota is available on the Internet at the following address:

<http://www.dot.state.mn.us/planning/program/stip.html>

I. INTRODUCTION

The Minnesota Department of Transportation (MnDOT) was established and operates a transportation system that includes aeronautics, highways, motor carriers, ports, public transit, railroads and pipelines. MnDOT is the principal agency in the state for development, implementation, administration, consolidation, and coordination of state transportation policies, plans, and programs. These policies, plans, and programs are developed in cooperation with the public and a variety of transportation partners, including the Twin Cities Metropolitan Council, seven Metropolitan Planning Organizations (MPOs) established in areas with populations exceeding 50,000, the nine Regional Development Commissions (RDCs), county, city, and Indian tribal governments throughout the state.

The MnDOT vision is that Minnesota's multimodal transportation system maximizes the health of people, the environment and our economy. The system:

- connects Minnesota's primary assets – the people, natural resources and businesses within the state – to each other and to markets and resources outside the state and country;
- provides safe, convenient, efficient and effective movement of people and goods; and
- is flexible and nimble enough to adapt to changes in society, technology, the environment and the economy.

A number of factors are shaping the development of MnDOT policies and programs. These include safety, the integration of transportation modes, service and investment preservation, customer focus, economic development, technology, environmental partnerships, and federal and state actions. This document addresses these factors and provides a multimodal focus. This document and the investment levels summarized in Figure 1 do not include the expenditures for infrastructure maintenance and operation. Total government investment in transportation infrastructure could be two to three times the investment level included in this document. The investment in transportation infrastructure improvements included in this document is summarized in Figure 1.

**Figure 1
STATE TRANSPORTATION IMPROVEMENT PROGRAM FUNDING
INCLUDING RAIL AND PORTS
BY PROGRAM AND YEAR
(\$ MILLIONS)**

PROGRAM	2019	2020	2021	2022	TOTAL*
Highway Assistance Program¹	1,401	1,599	1,536	1,364	5,900
Transit Assistance Program²	262	271	710	733	1,976
Rail Service Improvement Program³	2	2	2	1	7
Port Development Assistance Program⁴	3	6	2	1	12
TOTAL*	1,668	1,878	2,250	2,099	7,895

*May not total correctly due to rounding.

¹The Highway Assistance Program includes all federal-aid for highways received through the Federal Highway Administration (FHWA) of the U.S. Department of Transportation (USDOT). It includes all federal apportionment, allocation or special funding. It also includes all state trunk highway funds appropriated for construction, other state appropriated investments and any local funding utilized as match for federal projects. A list of projects is included in Page III of the STIP.

²The Transit Assistance Program includes all federal-aid for transit received through the Federal Transit Administration (FTA) of the USDOT. It also includes all state and local funds necessary to match the federal funds and operate the transit systems. All transit projects are included in Page III of the STIP and an estimated funding summary is included in Appendix A-4.

³The Minnesota Rail Service Improvement Program (MRSI) was established in 1976 to prevent the loss of rail service on lines potentially subject to railroad abandonment. Projects that fall within the MRSI are divided among 6 programs: freight rail economic development grant program, rail line rehabilitation, capital improvements for railroads and rail shippers, purchase assistance to rail authorities, loan guarantees and state rail banking. The MRSI Program does not include funding for rail-highway safety projects included in the highway assistance program. The number of rail service assistance projects is estimated and shown in Appendix B-1.

⁴The Port Development Assistance Program was created in 1991. The 1996, 1998, 2000, 2001, 2003, 2005, 2006, 2008, 2009, 2011, 2012, 2014, 2015, 2017 and 2018 Legislatures set aside a total of \$40.2 million to fund this program. The total port development assistance program anticipated expenditures is included in Appendix B-2.

II. STATE TRANSPORTATION IMPROVEMENT PROGRAM (STIP)

Certification

In accordance with 23 CFR 450.218, the Minnesota Department of Transportation (MnDOT), as the Governor's designee, certifies that the transportation planning process is being carried out in accordance with the following requirements:

1. 49 U.S.C. 5303 and 5304: Transportation
2. 23 U.S.C. 134 and 135: Highways
3. Title VI of the Civil Rights Act of 1964, as amended (42 U.S.C. 2000d-1) and related statutes and regulations:
 - 49 U.S.C. 5332 of Title VI in Transportation: Prohibiting discrimination on the basis of race, color, creed, national origin, sex, or age in employment or business opportunity
 - 49 CFR Part 21: Nondiscrimination in federally assisted programs of the Department of Transportation
 - 42 U.S.C. 12101 et. seq. and 49 CFR Parts 27, 37, and 38: The provisions of the Americans with Disabilities Act of 1990
 - 42 U.S.C. 6101, The Older American Act: prohibition of discrimination on the basis of age in programs or activities receiving Federal financial assistance
 - 23 U.S.C. 324: Prohibition of discrimination based on sex

- 29 U.S.C. 794: Section 504 of the Rehabilitation Act of 1973 and 49 CFR Part 27 prohibiting discrimination against individuals with disabilities
- Federal Executive Order 12898: Environmental Justice
- Federal Executive Order 13166: Limited English Proficiency (LEP)
- 49 CFR Part 26: Disadvantaged Business Enterprises (DBE) in US DOT funded projects
- 23 CFR Part 230: Equal employment opportunity program on Federal and Federal-aid highway construction contracts
- 4. 42 U.S.C. 7504, 7506 (c) and (d) and 40 CFR Part 93 Sections 174 and 176 (c) and (d) of the Clean Air Act

MnDOT also concurs with the MPO's determination that the air quality conformity analysis has been completed by the necessary MPOs and has been reviewed and accepted by the Minnesota Pollution Control Agency.

The 20-Year Minnesota State Highway Investment Plan

Projects in the STIP are consistent with the *20-Year State Highway Investment Plan* (MnSHIP), a long-term, fiscally constrained and statewide plan. MnSHIP addresses federal planning requirements, the transportation goals identified in state law, and reflects *MnDOT's Statewide Multimodal Transportation Plan* and the *Minnesota GO 50-Year Statewide Vision*. The process for developing and updating MnSHIP

provides early and continuous opportunities for the involvement of the public and other potentially affected parties.

In accordance with Minnesota Statutes §174.03, Subdivision 1c, MnSHIP is updated every 5 years beginning January 15, 2023, with interim updates as needed by MnDOT to promote statewide transportation planning. In particular, MnDOT develops 10-year Capital Highway Investment Plan (CHIP) to present MnDOT's planned capital investments for the next ten years. The CHIP is updated annually and reflect investment direction established in MnSHIP.

MnSHIP is available for download at the following web address: <http://www.dot.state.mn.us/planning/mnship/>

Public Involvement

The last three Federal Transportation Acts have created less of a federal presence in many transportation decisions. The diminished federal role results in more state/local authority and responsibility for these decisions. The funding flexibility and expanded project eligibility under these acts has given decision makers more options to address transportation priorities. Public involvement in transportation issues and decision making is vital because of this expanded eligibility and diversity. Federal Law requires an opportunity for early and continuous involvement in the development of the *Statewide Transportation Plan* and the STIP. Public involvement is also a mandatory component of the MPO planning process.

Minnesota's transportation investment process with the Area Transportation Partnerships (ATPs) provides for early and continuous involvement in the development of the STIP. The

process incorporates the public involvement activities of the partners (MPOs, RDCs, counties, cities, townships and others) into their roles on the ATP. MPOs in accordance with federal requirements have developed public participation processes and use them in conjunction with the development of their Transportation Improvement Programs (TIPs). The MPO TIPs include detailed discussion of public involvement.

In addition to the public input derived through Minnesota's transportation investment process, public meetings, forums, conferences and focus groups have been held throughout the state by the ATP partners, MnDOT and modal partners such as transit, rail and bike/pedestrian.

Other methods used to encourage public involvement included the use of newspaper articles, informational mailings, press releases, websites and social media. A notice of the availability of the draft 2019-2022 STIP was placed in the *State Register* on July 2, 2018. This notice provided a 30 day comment period to the public.

The Metropolitan Council and its Transportation Advisory Board (TAB) make a concerted effort to ensure all interested and concerned parties are offered opportunities to participate in the preparation of the TIP for the Twin Cities metropolitan area. Public comment is solicited at public meetings and in a 45-day public comment period where comments are also accepted by email, phone, or mail. At the TAB's regular public meeting on June 20, 2018, the TAB adopted the draft TIP for the purpose of public comment; the public comment period was from June 24 – August 7, 2018. Metropolitan Council emailed notification to groups representing a diverse set of stakeholders ranging from private transit providers to representatives of people with disabilities. In addition, Council published information on the Council's web site and in its newsletters sent to local elected officials and legislators.

Minnesota Transportation Process for Investment Decisions

The STIP is developed in accordance with the *Guidance for the Development of the State Transportation Improvement Program* published by MnDOT and with the memo on *STIP Funding Guidance* distributed to the Districts/ATPs on December 8th, 2016. Minnesota's STIP is developed through a regional geographic model for making investment decisions.

The STIP Development process is driven by federal, state, local, and regional planning goals and objectives. Statewide investment goals have been drawn from statewide planning studies and policies, the *Minnesota Statewide Transportation Plan*, and an analysis of previous programs. They are offered as an aid in determining areawide priorities. The process builds

on the plans and priorities established by MnDOT Districts, MPOs, cities, counties, townships and RDCs.

The investment process uses eight regional partnerships whose boundaries are based on MnDOT's State Aid Districts. The partnerships, called Area Transportation Partnerships (ATPs), have as their members both traditional and non-traditional, metropolitan and non-metropolitan stakeholders and can include MPOs, RDCs, cities, counties, townships, transit providers, tribal governments, other interests, and MnDOT. The ATPs integrate the state and local priorities within their region and recommend a minimum four year program for federally funded transportation investments. This four year program, when combined with a list of state highway funded projects is considered the draft Area Transportation Improvement Program (ATIP). Each draft ATIP includes a prioritized list of projects that aid in solving transportation problems and implementing the long range objectives for the area.

Balanced investment decisions promote effective and efficient transportation. Safety is a key element of all investments. The principal investment emphasis is preservation and operational improvements in the existing transportation system.

The draft ATIP prepared by each ATP is submitted for inclusion in the draft State Transportation Improvement Program (STIP). Project cost estimates include an adjustment for inflation. The ATIPs are analyzed and compared to statewide goals and objectives set by MnSHIP, and unique transportation needs. They are also analyzed for completeness and fiscal constraint. From this, a draft STIP is developed. The

draft STIP is widely circulated for review and comment before final adjustments are made. This STIP covers four state fiscal years and includes all state and local projects financed with federal (highway or transit) assistance. The STIP also includes other regionally significant projects.

The final STIP is reviewed and approved by the Federal Highway Administration (FHWA) and the Federal Transit Administration (FTA) prior to any expenditure of federal funds. Upon approval, the document will be used by each ATP as a starting point in the process for developing their next ATIP.

Financial Plan

As mentioned in the Preface of this document, this STIP is a formal response to federal requirements. The STIP financial plan addresses fiscal constraint requirements. The principal financial assumption is the anticipated level of revenue sources provided under the FAST Act authorizations. All of the projects in the 2019-2022 STIP are deemed affordable for implementation under these reasonable financial assumptions. The financial constraint requirements under the FAST Act are deemed to be sufficiently flexible to permit the selection of projects from the second, third and fourth year of the STIP to replace projects selected for the first year of the STIP. MnDOT reserves the right to make this project selection for the ATPs from within the STIP.

Federal Funding. FAST Act requires that the federal-aid highway and federal-aid transit projects in the STIP shall be based on financing reasonably expected to be available. The 2019-2022 STIP is based on anticipated federal, state and local

funds. The federal-aid revenues are based on estimates of apportionment (formula), allocations, high priority project funding, August Redistribution, and TIFIA Redistribution.

Federal-Aid Highway Formula Funding: Federal-aid highway formula funding is apportioned to the states by formulas established in law. Federal-aid highway apportionments have been highly variable. Minnesota developed this STIP based on a forecast estimate for obligation authority. Under FAST Act, the federal-aid highway obligation authority estimate for the development of this STIP is approximately \$686 million per year.

Federal-Aid Highway Allocation Funding: Funding available from allocations is included in the STIP. Federal-aid highway allocation funding is distributed to the states by administrative formula or by means of a competitive application. Allocated funds include many varied categories of federal-aid, including, but not limited to Public Lands, Indian Reservation Roads, Transportation Investment Generating Economic Recovery (TIGER), Federal Land Access and Infrastructure for Rebuilding America (INFRA).

Allocations of categorical funding generally consist of several small projects that are distributed to specific areas of the state. Annual allocations to individual projects or categories of funding are routinely added to the STIP but due to the timing of project identification may require amendments to be processed.

Federal-Aid Highway Earmarked Funding: SAFETEA-LU saw an unprecedented amount of federal funds earmarked by

Congress. About \$90 million in Earmarked funding was made available each year under SAFETEA-LU, up from about \$30 million each year under previous transportation acts. Earmarked funding is subject to obligation limitation but is available until spent. Due to project delivery schedules and the rules pertaining to the spending of these funds, the actual level of funding committed each year is variable. As of to date, the majority of Earmarked funding has been spent and projects have been closed out providing the uncommitted funds to be repurposed. The remaining Earmarked funds are programmed in the STIP. FAST Act does not provide Earmark funding.

Federal Transit Funding: Federal transit funding is appropriated annually. Programs include: Urbanized Area Formula Program, Small Urban Area Formula Program, Rural Area Formula Program (includes rural, and intercity bus operations and capital). Enhanced Mobility of Seniors and Individuals with Disabilities Formula Program (for large urban, small urban and rural areas), Metropolitan and Statewide Non-metropolitan Transportation Planning Formula Program, State of Good Repair Grants and Bus and Bus Facilities Formula Grants. FAST supports transit funding through fiscal year 2020, reauthorizes FTA programs and includes changes to improve mobility, streamline capital project construction and acquisition, and increase the safety of public transportation systems across the country. Although the Act provides five years of predictable formula funding, federal funds make up only a small percentage of total operating costs for the transit programs. FAST Act enables transit agencies to better manage long-term assets and address the backlog of state of good repair needs. It also includes funding for new competitive grant programs for buses and bus facilities.

State Highway and Transit Funding. The State of Minnesota has a biennial budget. State agency programs and operating budgets are based on a balanced budget. The 2019-2022 STIP is based on one year of approved funding and three years of estimated funding. The funding level for the STIP is estimated to be approximately the same for all 4 years of the STIP.

State Highway Funding: Funding for construction from this source is expected to be about \$302 million per year based on the current revenue forecast. The State Highway cash flow also permits advance construction of projects prior to actual federal dollars being available.

State Transit Funding: Transit assistance comes from three sources, the General Fund, Motor Vehicle Sales Tax (MVST) and Motor Vehicle Leased Sales Tax (MVLST). The transit appropriation from the State General Fund is expected to be about \$17.4 million in 2019 and \$17.2 million in the following years of the STIP for Greater Minnesota. For the Metropolitan area the transit appropriation is 129.8 million in 2019, and \$89.8 million in the following years of the STIP. Minnesota's 2007 Legislature statutorily dedicated 40 percent of the annual MVST collections for transit: 4 percent is dedicated for Greater Minnesota transit operations and 36 percent for Twin Cities Metropolitan Area transit operations. The February 2018 Forecast estimates total revenue for the Transit Assistance portion of revenues to be about \$318.1 million in 2019, \$328.5 million in 2020 and \$338.3 million in 2021.

Greater Minnesota transit receives 38 percent of MVLST revenues. As of the February 2018 Forecast, estimates for

Greater Minnesota transit assistance are \$37.4 million in 2019, \$37.6 million in 2020, and \$38.1 million in 2021.

2018 Capital Bonding provided

- \$2.5 million for Greater Minnesota
- \$0 million for Metropolitan Area

Local Highway and Transit Funding. Local funding is assumed to be available to match, or overmatch, the federal-aid for highways and transit. The state and local funding is also expected to be sufficient to maintain and operate the highway and transit systems.

Local Highway Funding: The State has a dedicated fund for state aid roads and bridges for counties and cities of 5,000 and over in population. The funding is available for maintenance and construction and is used in part to maintain the federal-aid highways and to match federal-aid. The local highway funding committed to match the federal highway aid is expected to average about \$133 million per year.

Local Transit Funding: The majority of the funding for the Minneapolis-St. Paul large urbanized area transit system is provided through local and state revenues. Since transit is substantially a local program, estimates of urbanized transit system funding are based on the MPO TIPs. Small urban and rural transit systems have a portion of their funding provided by assistance from the State General Fund, MVST and MVLST and the local share may be from a large variety of sources.

Advance Construction. Federal law allows states to request and receive approval to construct Federal-aid projects prior to

receiving apportionment or obligation authority for the Federal-aid funds through the use of Advance Construction (AC). This means that Minnesota may commit future federal funds to a project as long as it goes through the normal FHWA approval and authorization process. An AC project is treated the same as any other federal project and must be authorized prior to advertising for letting or expending any funds on the project. Projects using AC must be fully encumbered in the state MnDOT budget for the amount of state funds and the federal AC amount. AC is available to local governments as well as MnDOT.

The agency that uses the AC procedure must “front end” the project with their own funds. These may be state aid funds, local tax funds, State Road Construction funds or some other appropriate funding sources. Local projects utilizing AC funds require a special agreement approved by MnDOT’s Division of State Aid.

Federal regulations require that AC be shown in the year incurred and that the conversion of AC be shown in each year in which conversion takes place. Conversion is the process of converting AC to the obligation of actual federal funds. In the project listings in this STIP, AC funding is shown in a separate column and the dollar amounts are not included in the “Total” column. However, the AC conversion dollar amounts are included in the “FHWA” column and the “Total” column in the year in which a project is converted.

See Appendix C for the detailed financial plan.

Project Selection

The project selection process is the identification of the projects to be implemented in the first year of the 2019-2022 STIP. The projects in the remaining years of the STIP are deemed to be eligible for selection for implementation without a formal amendment to the STIP. MnDOT reserves the right to select projects for the first year of the STIP from the projects in the last three years of the STIP.

Project selection includes two iterative processes. The first iterative process is “determining the program” from the list of projects within the draft ATPs. This includes the analysis of the preferred sources of funding for the projects and the directions included in the *20 Year Minnesota State Highway Investment Plan*. It also is the step where the fiscal constraint is maintained. The second iterative process is the review of the STIP. The draft STIP is circulated back to the District/ATP for review and comment. Changes are made in the draft STIP as a result of the review and comment period. The STIP is forwarded to the Commissioner’s staff for review and approval before being sent to the U.S. DOT/FTA.

Figure 2 is a summary of the proposed expenditures in the STIP by fiscal year and the proposed source of federal highway, transit, state trunk highway and other sources of local funding.

Figure 2 STATE TRANSPORTATION IMPROVEMENT PROGRAM FUNDING BY SOURCE AND YEAR (\$ MILLIONS)					
SOURCE	2019	2020	2021	2022	TOTAL*
Transit Programs					
Federal Transit Administration Funds	135	130	355	372	992
Other Funds	126	141	355	361	983
SUBTOTAL*	262	270	710	732	1,975
Federal –aid Highway Funds					
Federal –aid Highway Funds	614	527	543	670	2,354
Federal AC Conversion	90	161	139	31	422
State Trunk Highway Funds	379	426	415	532	1,752
Bond Funds	147	269	275	25	716
Other	171	216	164	106	657
SUBTOTAL*	1,401	1,599	1,536	1,364	5,900
TOTAL*	1,664	1,870	2,246	2,097	7,877

*may not total correctly due to rounding

Figure 3 is a summary of the proposed expenditures in the STIP by fiscal year and ATP.

Figure 3 STATE TRANSPORTATION IMPROVEMENT PROGRAM FUNDING BY DISTRICT/ATP AND YEAR (\$ MILLIONS)					
DISTRICT/ATP	2019	2020	2021	2022	TOTAL*
1	155	258	224	141	778
2	66	44	71	79	259
3	144	126	150	191	610
4	67	64	86	58	275
6	177	137	151	126	591
7	137	100	102	113	452
8	94	62	82	57	295
SUBTOTAL*	839	792	866	764	3,262
METRO	702	949	1,242	1,182	4,075
DISTRICT C	122	128	139	151	540
SUBTOTAL	824	1,077	1,381	1,333	4,615
TOTAL*	1,664	1,870	2,246	2,097	7,877

*may not total correctly due to rounding

III. PROGRAM LISTING

The following section contains the FY 2019-2022 STIP project listing sorted by District/ATP.

The first page of each District/ATP shows the District/ATP location within the state and the counties included within each District/ATP. The name of the District Transportation Engineer, phone number, and address are shown as well as a general information telephone number.

The second page begins the listing of projects in that District/ATP sorted by Fiscal Year. Within each Fiscal Year, projects are sorted by Route System with transit projects first followed by rail, local roadway, and then state projects.

The following information is provided for each project

- Seq # - The sequence number is a unique number assigned to each project in this project listing.
- Route System - The route name and number on which the project is located. See Figure 4.

Figure 4 Route System Categories	
Route System	Description
BB	Transit (buses)
CITY	City Project
CR	County Road
CSAH	County State Aid Highway
I	Interstate Highway
LOCAL	Local project not associated with a road
MN	Trunk Highway
MSAS	Municipal State Aid Street
MUN	Municipal Street
PED/BIKE	Pedestrian or Bike Path/Trail (not assigned to a specific road)
REC TRAIL	DNR Recreational Trail
RR	Railroad
US	US designated trunk highway

- Project Number** - Project identifier. Most trunk highway projects start with the control section numbers. Local projects start with either the county number or the city number.
- Year** - The year of the project.
- Agency** - The jurisdiction responsible for implementing projects or for opening bids.
- Project - Description** - The location and/or type of project. Smart Code – See Figure 6
- Miles** - The length of the project.
- Program** - The program category. See Figure 5.
- Work Type** - The intent of the project.
- Funds** - Preliminary fund assignment with exact determination of funding determined upon authorization. See Figure 7.
- Total** - The total estimated cost of the project relative to federal funding to be used in year of letting. This includes advance construction (AC) conversion funding. It does not include the original advance construction funding.
- FHWA** - The total estimated federal aid highway funding to be used for the project. This includes advance construction conversion funding.

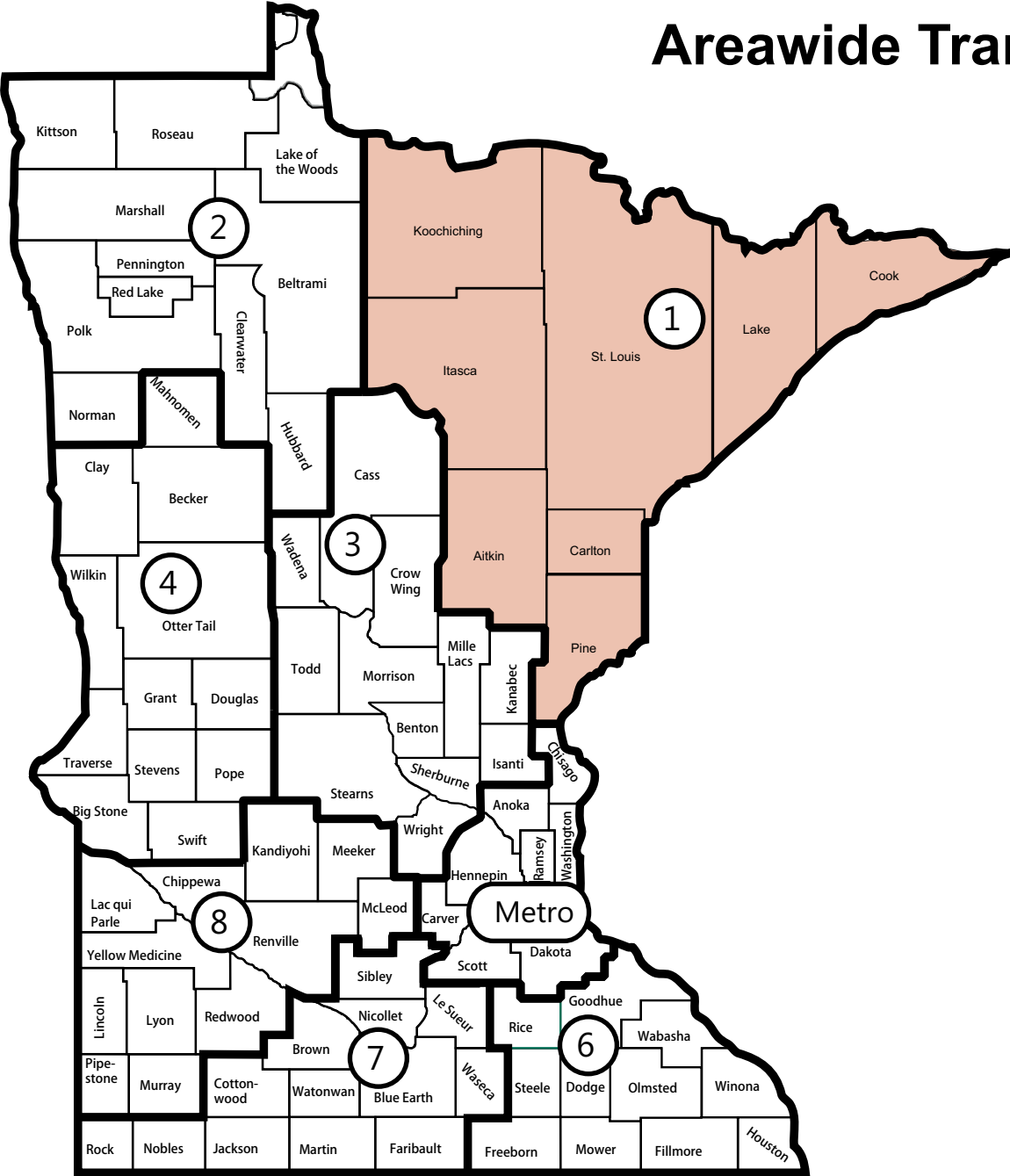
Figure 5 Program Categories	
Program	Description
AM	Municipal Agreement
BI	Bridge Improvement
BR	Bridge Replacement
BT	Bike Trail (not an Enhancement)
CA	Consultant Agreement
DA	Detour Agreement
DR	Drainage
EN	Enhancement (STP)
FB	Ferry Boat Program
FL	Federal Lands Access Program
IR	Indian Reservation Roads
JT	Jurisdictional Transfer
MA	Miscellaneous Agreements
MC	Major Construction
NO	Noise Walls
PL	Planning
PM	Preventive Maintenance
RB	Rest Area/Beautification
RC	Reconstruction
RD	Recondition
RS	Resurfacing
RT	Recreational Trail (DNR only)
RW	Right of Way Acquisition
RX	Road Repair (Bridge and Road Construction) (BARC)
SA	Supplemental Agreement/Cost Overruns
SC	Safety Capacity
SH	Highway Safety Improvement Program (HSIP)
SR	Safety Railroads
TA	Non-traditional Transportation Alternatives
TM	Transportation Management
TR	Transit (FHWA)
B3	FTA Capital Program - Section 5309
B9	FTA Urbanized Area Formula – Section 5307
BB	Bus and Bus Facilities
GR	FTA - State of Good Repair – Section 5337
NB	FTA Elderly and Persons with Disabilities – Section 5310
OB	FTA Non-urbanized Areas - Section 5311 & Section 5311(f)

Figure 6 Project Description Smart Codes	
Smart Code	Definition
AC	Advance Construction/Advance Construction Payback
ADA	American with Disabilities Act
BP08	Chapter 152 Bond
CHAP3	Chapter 3 Bonds
CHAP5	Chapter 5 Bonds
CHAP152	Chapter 152 Bridge Bonds
CHAP214	Chapter 214 Bonds
COCII	Corridors of Commerce
ELLA	Early Let Late Award
FLEX	Projects Ready to be Advanced (in 2020)
HB	Historic Bridges
IDIQ	Indefinite Delivery Indefinite Quantity
ITS	Intelligent Transportation System Project
LGA	Local Government Advance/Local Government Advance Payback
MNXXX	Demo
PoDI	Project of Division Interest
SB	Scenic Byway Program
SEC164	MnDOT Section 164
SEC164 DPS	DPS Section 164
SEP14	Special Experimental Project No. 14
SPP	Statewide Performance Program (use this for bridge, mobility & pavement)
SPPF	Statewide Performance Programs (use this for freight project)
SRTS	Safe Route to School (Infrastructure and Non-Infrastructure)
TED	Trunk Highway Economic Development Account
TRLF	Transportation Revolving Loan Fund/Transportation Revolving Loan Payback
17NEW	2017 Minnesota Special Legislative Funds

Figure 7 Proposed Fund Categories	
Fund	Description
BF	Bond Funds
BROS	Off System Bridge
CMAQ	Congestion Mitigation and Air Quality
DEMO	HPP, Earmark, National Corridor Improvement Program, Projects of National & Regional Significance and all projects that have a Demo ID
DPS	Department of Public Safety
FFM	Federal Funds Miscellaneous
FLAP	Federal Land Access Program
FTA	Federal Transit Administration
HSIP	Highway Safety Improvement Program
FTA	Federal Transit Authority
LF	Local Funds or Other
NHFP	National Highway Freight Program
NHPP	National Highway Performance Program (Interstates, NHS, and Principal Arterials)
RRS	Highway Rail Grade Crossings & Rail Safety
SAFETEA-LU	Safe, Accountable, Flexible, Efficient Transportation Equity Act: A Legacy for Users
SF	State Funds
STBGP	Surface Transportation Block Grant
STBGAP	Surface Transportation Block Grant for Transportation Alternatives

-
- AC - The total estimated amount of future federal funds (AC) being committed to a project, front-ended by local/state funds.
 - FTA - The total estimated federal aid transit funding to be used for the project.
 - TH - The total estimated state trunk highway funding to be used for the project.
 - Bond - The total estimated state bond to be used for the project.
 - Other - Estimate of funding other than FHWA, FTA or State TH to be used for the project. This includes local match, local funds, private contributions and special legislative appropriations.

Areawide Transportation Partnership (ATP) Boundaries



DISTRICT 1

Duane Hill
Transportation District Engineer
(218) 725-2704
1123 Mesaba Avenue
Duluth, Minnesota 55811
General Information: (218) 725-2700

ATP 1																
SFY 2019-2022 STATE TRANSPORTATION IMPROVEMENT PROGRAM (STIP)																
SORT BY: ATP, YEAR, TRANSIT, RAIL, LOCAL SP, MNDOT SP, SETASIDE																
SEQ#	ROUTE SYSTEM	PROJECT NUMBER (SP)	YEAR	AGENCY	PROJECT DESCRIPTION	MILE	PRGM	WORK TYPE	PROPOSED FUND	STIP TOTAL	FHWA	AC	FTA	TH	BOND	OTHER
1	BB	TRF-0016-19A	2019	DULUTH TRANSIT AUTHORITY	DULUTH DIAL-A-RIDE TRANSIT OPERATING ASSISTANCE	0.00	TR	TRANSIT OPERATIONS	LF	1,200,000	-	-	-	-	-	1,200,000
2	BB	TRF-0016-19B	2019	DULUTH TRANSIT AUTHORITY	SECT 5307: DULUTH OPERATING ASSISTANCE	0.00	B9	TRANSIT OPERATIONS	FTA	13,860,000	-	-	1,000,000	-	-	12,860,000
3	BB	TRF-0016-19C	2019	DULUTH TRANSIT AUTHORITY	SECT 5307: DULUTH BUS SUPPORT EQUIPMENT FACILITY REHABILITATION	0.00	B9	TRANSIT GRANT CAP IMP (NON-VEHICLE)	FTA	300,000	-	-	240,000	-	-	60,000
4	BB	TRF-0016-19D	2019	DULUTH TRANSIT AUTHORITY	SECT 5307: DULUTH; PREVENTIVE MAINTENANCE	0.00	B9	TRANSIT OPERATIONS	FTA	1,000,000	-	-	1,000,000	-	-	-
5	BB	TRF-0016-19E	2019	DULUTH TRANSIT AUTHORITY	SECT 5307: DULUTH CAPITAL ADMIN/MAINT FACILITY ROOF REHAB	0.00	B9	TRANSIT GRANT CAP IMP (NON-VEHICLE)	FTA	400,000	-	-	320,000	-	-	80,000
6	BB	TRF-0016-19F	2019	DULUTH TRANSIT AUTHORITY	SECT 5307: DULUTH CAPITAL BUS STOP/STATION/ TERMINAL UPDATES	0.00	B9	TRANSIT GRANT CAP IMP (NON-VEHICLE)	FTA	150,000	-	-	120,000	-	-	30,000
7	BB	TRF-0016-19G	2019	DULUTH TRANSIT AUTHORITY	SECT 5307: DULUTH CAPITAL TECHNOLOGY UPDATES	0.00	B9	TRANSIT GRANT CAP IMP (NON-VEHICLE)	FTA	50,000	-	-	40,000	-	-	10,000
8	BB	TRF-0016-19ZC	2019	DULUTH TRANSIT AUTHORITY	DULUTH; SFY 2019 GREATER MN NEW SERVICE EXPANSION CAPITAL FUNDS (7/1/18-6/30/19)	0.00	TR	TRANSIT GRANT CAP IMP (NON-VEHICLE)	LF	100,000	-	-	-	-	-	100,000
9	BB	TRF-0016-19ZO	2019	DULUTH TRANSIT AUTHORITY	DULUTH; SFY 2019 GREATER MN NEW SERVICE EXPANSION OPERATING FUNDS (7/1/18-6/30/19)	0.00	TR	TRANSIT OPERATIONS	LF	1,794,000	-	-	-	-	-	1,794,000
10	BB	TRS-0016-19T	2019	DULUTH TRANSIT AUTHORITY	DULUTH TRANSIT AUTHORITY; PURCHASE NINE (9) STANDARD 40 FT REPLACEMENT BUSES	0.00	TR	TRANSIT VEHICLE PURCHASE	STBGP	4,600,000	3,680,000	-	-	-	-	920,000
11	RR	5802-26	2019	MNDOT	BNSF RR, UPGRADE EXISTING SIGNAL SYSTEM, MN 123, SANDSTONE, PINE COUNTY	0.00	SR	RR X-ING IMP.	RRS	250,000	225,000	-	-	25,000	-	-
12	RR	69-00200	2019	MNDOT	DMIR RR, INSTALL GATES AT CSAH 20, HERITAGE TR, MCKINLEY, ST LOUIS COUNTY	0.00	SR	RR X-ING IMP.	RRS	309,070	278,163	-	-	-	-	30,907
13	RR	6902-26	2019	MNDOT	DWP RR, UPGRADE EXISTING SIGNAL SYSTEM, MN 1, COOK, ST LOUIS COUNTY	0.00	SR	RR X-ING IMP.	RRS	248,544	124,272	-	-	-	-	124,272
14	LOCAL 999	001-070-005	2019	AITKIN COUNTY	D1 AITKIN COUNTYWIDE, VARIOUS LOCATIONS, INSTALL 2019 6" CENTERLINE EPOXY STRIPPING & 6"GROUND IN WET REFLECTIVE EDGELINE STRIPING	0.00	SH	STRIPING	HSIP	138,000	124,200	-	-	-	-	13,800
15	LOCAL 999	001-070-006	2019	AITKIN COUNTY	D1 AITKIN COUNTYWIDE, VARIOUS LOCATIONS, INSTALL INTERSECTION LIGHTING	0.00	SH	LIGHTINGS	HSIP	113,778	102,400	-	-	-	-	11,378

ATP 1																
SFY 2019-2022 STATE TRANSPORTATION IMPROVEMENT PROGRAM (STIP)																
SORT BY: ATP, YEAR, TRANSIT, RAIL, LOCAL SP, MNDOT SP, SETASIDE																
SEQ#	ROUTE SYSTEM	PROJECT NUMBER (SP)	YEAR	AGENCY	PROJECT DESCRIPTION	MILE	PRGM	WORK TYPE	PROPOSED FUND	STIP TOTAL	FHWA	AC	FTA	TH	BOND	OTHER
16	CSAH 6	001-606-021AC	2019	AITKIN COUNTY	**AC** CSAH 6, MN 65 to 5.1 MI E, MILL & OVERLAY RT TURN LANE, PAVED SHOULDERS & CULVERT REPLACEMENTS (AC PAYBACK 1 OF 1)	6.80	RD	MILL AND OVERLAY	STBGP	665,000	665,000	-	-	-	-	-
17	PED/BIKE	009-090-005	2019	CARLTON COUNTY	ST LOUIS RIVER TRAIL PHASE II, SCANLON PARK RD TO SCANLON RIVER PARK, CONSTRUCT 10' WIDE, NON-MOTORIZED PAVED TRAIL (ASSOC 0910-32)	0.00	EN	NEW TRAIL	STBGTAP	360,250	300,000	-	-	-	-	60,250
18	MN 61	016-090-004	2019	MNDOT	**SPP** MN 61, GRAND MARAIS, FR 8TH AVE W. TO 6TH AVE E., URBAN TRAIL CONSTRUCTION , (ASSOC. 1602-50)	11.37	EN	PED RAMPS (ADA IMP)	STBGTAP	750,000	600,000	-	-	150,000	-	-
19	MN 61	016-610-008	2019	COOK COUNTY	MN 61 IN GRAND MARAIS, JCT MN61/CSAH 10 BROADWAY AVE. SIGNAL INSTALLATION (ASSOC. 1602-50)	0.10	TM	TRAFFIC SIGNAL REVISION	NHPP	150,000	120,000	-	-	-	-	30,000
20	CSAH 12	016-612-074	2019	COOK COUNTY	CSAH 12, GUNFLINT TRAIL, TROUT LAKE RD TO PINE MT RD, BITUMINOUS PAVEMENT, SUBGRADE REPAIR CULVERT REPAIR	0.00	RD	MILL AND OVERLAY	STBGP	1,003,250	802,600	-	-	-	-	200,650
21	LOCAL 999	031-070-007AC	2019	ITASCA COUNTY	**AC** D1 ITASCA COUNTYWIDE, VARIOUS LOCATIONS, INSTALL 2019 6" CENTERLINE EPOXY STRIPPING & 6"GROUND IN WET REFLECTIVE EDGELINE STRIPING (AC PAYBACK 1 OF 1)	0.00	SH	STRIPING	HSIP	169,950	169,950	-	-	-	-	-
22	CSAH 434	031-598-026	2019	ITASCA COUNTY	CSAH 434, OVER SWAN RIVER, NE OF BLACKBERRY MN, REPLACE OLD BR# 7024 WITH NEW BR# 31571	0.00	BR	BRIDGE REPLACEMENT	BROS	500,000	400,000	-	-	-	-	100,000
23	LOCAL 999	069-070-032	2019	ST. LOUIS COUNTY	D1 ST LOUIS COUNTYWIDE, VARIOUS LOCATIONS, INSTALL 6-INCH EPOXY EDGELINE STRIPES	0.00	SH	STRIPING	HSIP	130,000	117,000	-	-	-	-	13,000
24	LOCAL 999	069-070-037	2019	ST. LOUIS COUNTY	D1 ST LOUIS COUNTYWIDE, VARIOUS LOCATIONS, INSTALL INTERSECTION PAVEMENT MARKING	0.00	SH	PAVEMENT MARKINGS	HSIP	270,000	243,000	-	-	-	-	27,000
25	LOCAL 999	069-070-038	2019	ST. LOUIS COUNTY	D1 ST LOUIS COUNTY, JCT CSAH 7/US 53 CONSTRUCT J-TURN (TIED TO 6916-109)	0.00	SH	TURN LANES	HSIP	400,000	350,000	-	-	-	-	50,000
26	CR 293	069-598-065	2019	ST. LOUIS COUNTY	CR 293, OVER LESTER RIVER, FROM 0.4 MI S OF JCT LAVIS RD TO 0.3 MI S OF JCT LAVIS RD, REPLACE BR# 6666	0.00	BR	BRIDGE REPLACEMENT	BROS	1,100,000	880,000	-	-	-	-	220,000
27	CSAH 6	069-606-025	2019	ST. LOUIS COUNTY	CSAH 6, MAPLE GROVE RD, CSAH 13 TO WESTERBERG RD, BIT RESURFACING AND INTERSECTION IMPROVEMENTS	0.00	RD	MILL AND OVERLAY	STBGP	2,900,000	1,600,000	-	-	-	-	1,300,000
28	CSAH 100	069-700-015	2019	ST. LOUIS COUNTY	CSAH 100, CSAH 99 TO CSAH 110, IN CITY OF AURORA CULVERT REPLACEMENT & FULL DEPTH RECLAMATION	0.00	RD	BITUMINOUS RECLAMATION	STBGP	2,378,250	1,902,600	-	-	-	-	475,650

ATP 1																
SFY 2019-2022 STATE TRANSPORTATION IMPROVEMENT PROGRAM (STIP)																
SORT BY: ATP, YEAR, TRANSIT, RAIL, LOCAL SP, MNDOT SP, SETASIDE																
SEQ#	ROUTE SYSTEM	PROJECT NUMBER (SP)	YEAR	AGENCY	PROJECT DESCRIPTION	MILE	PRGM	WORK TYPE	PROPOSED FUND	STIP TOTAL	FHWA	AC	FTA	TH	BOND	OTHER
29	PED/BIKE	092-090-032	2019	MNDNR	**MN102**GITCHI-GAMI STATE TRAIL, FROM CUT FACE CREEK WAYSIDE TO 0.5 MI S OF GRAND MARAIS, TRAIL CONSTRUCTION (ASSOC. 092-090-057)	0.00	BT	NEW TRAIL	DEMO	3,275,186	809,911	-	-	-	-	2,465,275
30	PED/BIKE	092-090-057	2019	MNDNR	**MN187**GITCHI-GAMI STATE TRAIL, FROM CUT FACE CREEK WAYSIDE TO 0.5 MI S OF GRAND MARAIS, TRAIL CONSTRUCTION (REPURPOSING) (ASSOC 092-090-032)	0.00	BT	NEW TRAIL	DEMO	924,814	739,851	-	-	-	-	184,963
31	Local	118-080-063	2019	DULUTH	**SPPF** DULUTH PORT AUTHORITY INTERMODAL TERMINAL ON THE CLURE PUBLIC TERMINAL. EXTEND RR TRACKS, CONC PAVING, STORM WATER MANAGEMENT, FENCING, LIGHTING. PROJECT IS USING (MHFP) FEDERAL FUNDING	0.00	RC	PAVEMENT RESURF. AND REHAB	NHFP	2,375,000	1,900,000	-	-	-	-	475,000
32	PED/BIKE	118-090-018	2019	DULUTH	**MN146** CROSS CITY TRAIL PHASE 2, FROM IRVING PARK TO CARLTON STREET, CONSTRUCT TRAIL	0.00	BT	PED./BIKE IMPROVEMENT	DEMO	1,592,485	1,030,551	-	-	-	-	561,934
33	PED/BIKE	118-090-019	2019	DULUTH	**MN146** CROSS CITY TRAIL PHASE III, FROM DULUTH ZOO TO MUNGER TRAIL, CONSTRUCT TRAIL.	0.00	EN	PED./BIKE IMPROVEMENT	DEMO	534,400	334,400	-	-	-	-	200,000
34	MSAS 178	118-178-006	2019	DULUTH	**MN134** MSAS 178 (DECKER RD) FROM PIEDMONT AVE TO MOUNTAIN SHADOW, RECONDITIONING, WATER, GAS, SANITARY STORM SEWER REPAIRS	1.40	RD	BITUMINOUS OVERLAY	STBGP	3,726,710	1,221,368	-	-	-	-	2,505,342
35	Local	118-600-001	2019	DULUTH	**TED** MN 23/KAYAK BAY RD IN DULUTH, INTERSECTION SIGNALIZATION	0.00	SC	TRAFFIC SIGNAL INSTALL	SF	354,000	-	-	-	247,000	-	107,000
36	MN 65	0110-32	2019	MNDOT	**ELLA** MN 65, 0.14 MI SO CSAH 2 TO N JCT MN 27, MEDIUM MILL & OVERLAY	8.22	RS	BITUMINOUS OVERLAY	SF	1,461,337	-	-	-	1,461,337	-	-
37	MN 65	0112-52	2019	MNDOT	MN 65, FROM 1.4 MI S. SANDY RIVER TO 0.02 MI S. OF S.JCT MN 200, MILL & OVERLAY	17.10	RS	MILL AND OVERLAY	STBGP	5,700,000	4,560,000	-	-	1,140,000	-	-
38	MN 23	0901-62	2019	MNDOT	MN 23, UNDER SOO LINE RR, 10.7 MI N OF SOUTH S CO LINE, BRIDGE REMOVAL BR# 5468	0.18	BR	BRIDGE REMOVAL	SF	480,000	-	-	-	480,000	-	-
39	MN 23	0901-70	2019	MNDOT	MN 23. 9.5 MI NE OF S. CO LINE AT DEER CREEK. REPLACE OLD BR# 8501 WITH NEW BR# 09020	0.13	BR	BRIDGE REPLACEMENT	STBGP	3,700,000	2,960,000	-	-	740,000	-	-
40	MN 23	0901-84	2019	MNDOT	MN 23 1.6 MI N CSAH 8. REPAIR ROADWAY & REPLACE BR#5553 AT SO. FORK NEMADJI RIVER.	0.08	BR	BRIDGE NEW	STBGP	1,500,000	1,200,000	-	-	300,000	-	-
41	PED/BIKE	0910-32	2019	CARLTON COUNTY	ST LOUIS RIVER TRAIL PHASE II, SCANLON PARK RD TO SCANLON RIVER PARK, CONSTRUCT 10' WIDE, NON-MOTORIZED PAVED TRAIL, (ASSOC. 009-090-005)	0.00	AM	NEW TRAIL	SF	75,000	-	-	-	75,000	-	-

ATP 1																
SFY 2019-2022 STATE TRANSPORTATION IMPROVEMENT PROGRAM (STIP)																
SORT BY: ATP, YEAR, TRANSIT, RAIL, LOCAL SP, MNDOT SP, SETASIDE																
SEQ#	ROUTE SYSTEM	PROJECT NUMBER (SP)	YEAR	AGENCY	PROJECT DESCRIPTION	MILE	PRGM	WORK TYPE	PROPOSED FUND	STIP TOTAL	FHWA	AC	FTA	TH	BOND	OTHER
42	MN 61	1602-50	2019	MNDOT	**SPP** MN 61, 1.8 MI N CUTFACE CREEK TO 0.1 MI N CSAH 14, GRAND MARAIS, URBAN RECONST FR WISCONSIN ST TO BROADWAY AVE, ADA, RPL BOX CUL 8294 WITH NEW BOX CUL 16X08 AT FALL R & RPL BOX CUL 8295 WITH NEW BOX CUL 8295A AT UNNAMED STR, MILL AND OVERLAY, (ASSOC. 016-596-001)	11.37	RS	URBAN RECONST.	NHPP	7,790,000	5,680,000	-	-	1,420,000	-	690,000
43	US 71	3114-55M	2019	MNDOT	**SPP** US 71, FROM MN 72 IN BLACKDUCK TO 100 FEET N OF ITASCA/KOOCHICHING CO LINE, BIT REMOVAL WITH NEW PAVEMENT (DESIGNED & FUNDED BY DIST 2, \$3.5M & FUNDED BY ATP 1 UNDER SP 3114-55M \$2.4M) (TIED TO SP 0411-17)	5.13	RD	MILL AND OVERLAY	NHPP	2,400,000	1,920,000	-	-	480,000	-	-
44	MN 1	3602-26M	2019	MNDOT	MN 1, IN NORTHOME, FROM MN 46 TO 0.3 MI E OF THE JCT MN 46, URBAN RECONSTRUCTION (DESIGNED AND FUNDED BY DIST 2, \$100,000 & FUNDED BY ATP 1 UNDER SP 3602-26M \$1,000,000) (TIED TO SP 3602-26)	0.32	RC	URBAN RECONST.	STBGP	1,000,000	760,000	-	-	190,000	-	50,000
45	MN 6	3603-14	2019	MNDOT	MN 6, 0.24 MI N OF N JCT MN 1 TO JCT US 71 MILL & OVERLAY	24.95	RS	MILL AND OVERLAY	STBGP	5,800,000	4,640,000	-	-	1,160,000	-	-
46	MN 1	3801-18	2019	MNDOT	**TRLF** MN 1, US FOREST ROUTE 553 TO US FOREST ROUTE 424, RECONSTRUCTION (TRLF PAYBACK 7 OF 10)	5.15	RC	GRADING ONLY	SF	187,000	-	-	-	187,000	-	-
47	MN 61	3805-105	2019	MNDOT	MN 61, GOOSEBERRY FALLS REST AREA REPAIR, GRADING, SURFACING & RETAINING WALLS	0.05	RB	CRACK REPAIR	STBGP	1,505,500	1,200,000	-	-	305,500	-	-
48	MN 135	6912-77	2019	MNDOT	MN 135 FROM 0.34 MI.E. JCT US 53 TO JCT CSAH 21. EXCEPT OUT CITY OF BIWABIK. MILL & OVERLAY, ADA, FROST HEAVE CORRECTION AND REPAIR BR# 69023, BR# 69025 & BR# 6492 (ASSOC. SP 6913-34) (TIED 6912-79).	24.96	RS	MILL AND OVERLAY	STBGP	8,250,000	6,600,000	-	-	1,650,000	-	-
49	MN 135	6912-79	2019	MNDOT	MN 135 IN BIWABIK, FROM JCT CSAH 715/PIKE-BIWABIK RD TO .6 MI. W. CSAH 138. PAVE RECONST, CURB & GUTTER, STORM SEWER, UTILITIES, ADA (TIED TO 6912-77)	1.64	RC	URBAN RECONST.	STBGP	2,200,000	1,760,000	-	-	440,000	-	-
50	US 53	6916-109	2019	MNDOT	US 53 SB ONLY 0.2M NORTH & SOUTH OF JCT CSAH 7 BITUMINOUS OVERLAY. (TIED TO 069-070-038) ST. LOUIS CO. IS LEAD	0.34	AM	CONCRETE OVERLAY	NHPP	100,000	80,000	-	-	20,000	-	-
51	US 53	6917-143	2019	MNDOT	**SPP** US 53, NB N END PALE FACE R. TO 0.35 MI S CSAH 93 & US 53 SB AT METSKE RD TO SO MOON LK DR REHAB BR# 69020, MEDIUM Mill & Overlay, ANCHOR LAKE REST AREA PAVE REHAB ADA / LIGHTING	12.63	RS	MILL AND OVERLAY	NHPP	4,400,000	3,520,000	-	-	880,000	-	-

ATP 1																
SFY 2019-2022 STATE TRANSPORTATION IMPROVEMENT PROGRAM (STIP)																
SORT BY: ATP, YEAR, TRANSIT, RAIL, LOCAL SP, MNDOT SP, SETASIDE																
SEQ#	ROUTE SYSTEM	PROJECT NUMBER (SP)	YEAR	AGENCY	PROJECT DESCRIPTION	MILE	PRGM	WORK TYPE	PROPOSED FUND	STIP TOTAL	FHWA	AC	FTA	TH	BOND	OTHER
52	US 53	6917-145	2019	MNDOT	**SPP** US 53 NB & SB, FROM 0.1 MI N. GOLF COURSE RD TO 0.35 MI N CSAH 132. GRADE CORRECTION TO LOWER US 53 PROFILE FOR BR# 9481. REMOVE BR# 9482.	1.55	RC	MILL AND OVERLAY	NHPP	2,800,000	2,240,000	-	-	560,000	-	-
53	US 53	6918-969A	2019	MNDOT	LANDSCAPING PARTNERSHIP WITH CITY OF EVELETH - 2019	0.00	RB	LANDSCAPE PARTNERSHIP	SF			-	-	10,000	-	-
54	US 53	6920-53	2019	MNDOT	**MN239** US 53 IN ANGORA, S. JCT MN1/CSAH 22 & US 53/N. JCT MN 1/CSAH 115 ASHAWA RD CONST REDUCED CONFLICT INTERSECTIONS & US 53 VARIOUS LOC. CONST PASSING LANES.(ASSOC. 6921-24, 6922-60, 3608-54)	64.30	SC	CHANNELIZATION	DEMO	4,969,811	3,975,849	-	-	993,962	-	-
55	MN 73	6928-28	2019	MNDOT	MN 73, VARIOUS LOCATIONS & IN FLOODWOOD US 2 FROM 0.8 MI. E. CR-260 TO 0.3 MI. W. MN 73, ADA, MILL & OVERLAY	31.80	RS	BITUMINOUS OVERLAY	SF	8,500,000	-	-	-	8,500,000	-	-
56	MN 73	6929-20	2019	MNDOT	**HB** MN 73, 2.5 MI S JCT US 169, REHAB BR# 9232 OVER BNSF RR	0.10	BI	BRIDGE REPAIR	STBGP	1,400,000	1,120,000	-	-	280,000	-	-
57	MN 39	6941-08	2019	MNDOT	MN 39 IN DULUTH JCT MN 23 TO W END BR# 6544 RECONSTRUCT, DRAINAGE IMPROVEMENTS, MILL & OVERLAY, ADA	0.90	RD	URBAN RECONST.	STBGP	1,800,000	1,440,000	-	-	360,000	-	-
58	I 35	6982-322CMG1	2019	MN	**17NEW**CHAP3** TWIN PORTS INTERCHANGE, GMGC DELIVERY COST IN FY2019	0.00	MC	RECONST.	BF	13,000,000	-	-	-	-	13,000,000	-
59	I 35	6982-322LTM	2019	MNDOT	I-35, I-535 & US 53 IN DULUTH, 0.16MI. S JCT 27TH AVE W TO JCT GARFIELD AVE. TWIN PORTS INTERCHANGE CONSTRUCTION(TPI) - TRAFFIC MITIGATION ON LOCAL SYSTEM	1.09	MC	BRIDGE REPL. OR CONST.	NHFP	1,700,000	1,530,000	-	-	170,000	-	-
60	I 35	6982-328LTM	2019	MNDOT	I-35 IN DULUTH, TWIN PORTS INTERCHANGE, LOCAL TRAFFIC MITIGATION, CPR/INTERSECTION IMPROV GARFIELD AVE & RR ST. PAVE REHAB 27TH AVE W & 46TH AV. W. RELOCATE COFFEE CREEK - TRAFFIC MITIGATION ON LOCAL SYSTEM	0.00	MC	CONCRETE PAVEMENT REPAIR	NHFP	3,633,333	3,270,000	-	-	363,333	-	-
61	I 35	6982-328NLTM	2019	MNDOT	I-35 IN DULUTH, TWIN PORTS INTERCHANGE, LOCAL TRAFFIC MITIGATION, CPR/INTERSECTION IMPROV GARFIELD AVE & RR ST. PAVE REHAB 27TH AVE W. RELOCATE COFFEE CREEK - TRAFFIC MITIGATION ON LOCAL SYSTEM	0.00	MC	CONCRETE PAVEMENT REPAIR	NHPP	266,667	240,000	-	-	26,667	-	-
62	MN 999	8821-291	2019	MNDOT	DISTRICTWIDE HYDRAULICS REPAIR/REPLACEMENT - 2019	0.00	DR	CULVERT REPLACEMENT	SF	2,000,000	-	-	-	2,000,000	-	-
63	MN 999	8821-293	2019	MNDOT	**IDIQ** DISTRICTWIDE PM- PAVEMENT REHAB (CONTRACT MIN \$2,000,000 MAX \$4,000,000 EXPIRATION DATE: 12/31/2020)	0.00	PM	BITUMINOUS ROUT & SEAL	SF	2,000,000	-	-	-	2,000,000	-	-

ATP 1																
SFY 2019-2022 STATE TRANSPORTATION IMPROVEMENT PROGRAM (STIP)																
SORT BY: ATP, YEAR, TRANSIT, RAIL, LOCAL SP, MNDOT SP, SETASIDE																
SEQ#	ROUTE SYSTEM	PROJECT NUMBER (SP)	YEAR	AGENCY	PROJECT DESCRIPTION	MILE	PRGM	WORK TYPE	PROPOSED FUND	STIP TOTAL	FHWA	AC	FTA	TH	BOND	OTHER
64	MN 999	8821-295	2019	MNDOT	DISTRICTWIDE RICWS - 4 LOCATIONS	0.00	SH	WARNING FLASHERS	HSIP	1,050,000	945,000	-	-	105,000	-	-
65	MN 61	8821-296	2019	MNDOT	MN 61, IN DULUTH FR JCT I-35/MN 61 TO E LIMITS GRAND MARAIS, SIGNING	108.70	SC	SIGNING	SF	1,000,000	-	-	-	1,000,000	-	-
66	MN 999	8821-311	2019	MNDOT	US 2 CORRIDOR FR. E. LIMITS LAPRAIRE TO 6 MI. E. GAWAN & MN 61 CORRIDOR FR. HOMESTEAD RD TO 0.6 M. S. PIGEON R. INSTALL SHLD RUMBLE STRIPS VARIOUS LOCATIONS	0.00	SH	EDGE LINE RUMBLE STRIPS	HSIP	283,333	255,000	-	-	28,333	-	-
67	MN 999	8821-320	2019	MNDOT	**SEC164 DPS** SLC IS LEAD. DISTRICTWIDE SIGNAL REVISIONS, EMERGENCY VEHICLE PREEMPTION SYSTEMS (EVP)	0.00	AM	TRAFFIC SIGNAL REVISION	DPS	600,000	600,000	-	-	-	-	-
68	MN 999	8801-AM-19	2019	MNDOT	DISTRICTWIDE SETASIDE - LOCAL PARTNERSHIP PROGRAM (LPP) - 2019	0.00	AM	MISC. AGREEMENT	SF	1,100,000	-	-	-	1,100,000	-	-
69	MN 999	8801-CA-19	2019	MNDOT	DISTRICTWIDE SETASIDES - EXTERNAL PROJECT DELIVERY - 2019	0.00	CA	MISC. AGREEMENT	SF	4,050,000	-	-	-	4,050,000	-	-
70	MN 999	8801-CA-19A	2019	MNDOT	**17NEW** DISTRICTWIDE SETASIDES - PROJECT DELIVERY - 2019	0.00	CA	MISC. AGREEMENT	SF	1,370,000	-	-	-	1,370,000	-	-
71	MN 999	8801-PD-19	2019	MNDOT	DISTRICTWIDE SETASIDES - INTERNAL PROJECT DELIVERY - 2019	0.00	CA	MISC. AGREEMENT	SF	950,000	-	-	-	950,000	-	-
72	MN 999	8801-RB-19	2019	MNDOT	DISTRICTWIDE STASIDE FOR LANDSCAPING PARTNERSHIP - 2019	0.00	RB	LANDSCAPE PARTNERSHIP	SF	30,000	-	-	-	30,000	-	-
73	MN 999	8801-RW-19	2019	MNDOT	DISTRICTWIDE SETASIDES - R/W ACQUISITION/ACC MGMT-2019	0.00	RW	RIGHT OF WAY PURCHASE	SF	1,500,000	-	-	-	1,500,000	-	-
74	MN 999	8801-RX-19	2019	MNDOT	DISTRICTWIDE SETASIDES - ROAD REPAIR-2019	0.00	RX	BARC	SF	1,500,000	-	-	-	1,500,000	-	-
75	MN 999	8801-SA-19	2019	MNDOT	DISTRICTWIDE SETASIDES - SUPPLEMENTAL AGREEMENT - 2019	0.00	SA	SUPP. AGREE & COST OVERRUNS	SF	5,000,000	-	-	-	5,000,000	-	-
Total										155,124,668	69,216,115	-	2,720,000	43,248,132	13,000,000	26,950,421

ATP 1																
SFY 2019-2022 STATE TRANSPORTATION IMPROVEMENT PROGRAM (STIP)																
SORT BY: ATP, YEAR, TRANSIT, RAIL, LOCAL SP, MNDOT SP, SETASIDE																
SEQ#	ROUTE SYSTEM	PROJECT NUMBER (SP)	YEAR	AGENCY	PROJECT DESCRIPTION	MILE	PRGM	WORK TYPE	PROPOSED FUND	STIP TOTAL	FHWA	AC	FTA	TH	BOND	OTHER
76	BB	TRF-0016-20A	2020	DULUTH TRANSIT AUTHORITY	DULUTH DIAL-A-RIDE TRANSIT OPERATING ASSISTANCE	0.00	TR	TRANSIT OPERATIONS	LF	1,300,000	-	-	-	-	-	1,300,000
77	BB	TRF-0016-20B	2020	DULUTH TRANSIT AUTHORITY	SECT 5307: DULUTH OPERATING ASSISTANCE - REGULAR ROUTE	0.00	B9	TRANSIT OPERATIONS	FTA	13,950,000	-	-	1,000,000	-	-	12,950,000
78	BB	TRF-0016-20C	2020	DULUTH TRANSIT AUTHORITY	SECT 5307: DULUTH CAPITAL BUS SUPPORT EQUIPMENT FACILITY REHABILITATION	0.00	B9	TRANSIT GRANT CAP IMP (NON-VEHICLE)	FTA	50,000	-	-	40,000	-	-	10,000
79	BB	TRF-0016-20D	2020	DULUTH TRANSIT AUTHORITY	SECT 5307: DULUTH CAPITAL BUS STOP/STATION/ TERMINAL UPDATES	0.00	B9	TRANSIT GRANT CAP IMP (NON-VEHICLE)	FTA	150,000	-	-	120,000	-	-	30,000
80	BB	TRF-0016-20E	2020	DULUTH TRANSIT AUTHORITY	SECT 5307: DULUTH CAPITALTECHNOLOGY UPDATES	0.00	B9	TRANSIT GRANT CAP IMP (NON-VEHICLE)	FTA	100,000	-	-	80,000	-	-	20,000
81	BB	TRF-0016-20G	2020	DULUTH TRANSIT AUTHORITY	SECT 5307 DULUTH; PREVENTIVE MAINTENANCE	0.00	B9	TRANSIT OPERATIONS	FTA	1,000,000	-	-	1,000,000	-	-	-
82	BB	TRS-0016-20T	2020	DULUTH TRANSIT AUTHORITY	DULUTH TRANSIT AUTHORITY; ADMIN/MAINT FACILITY ROOF REHABILITATION	0.00	TR	TRANSIT GRANT CAP IMP (NON-VEHICLE)	STBGP	1,600,000	1,280,000	-	-	-	-	320,000
83	RR	5802-27	2020	MNDOT	BNSF RR, UPGRADE EXISTING SIGNAL SYSTEM AT MN TH 123, TOWNSHIP OF FINLAYSON, PINE COUNTY	0.00	SR	RR SIGNALS	RRS	300,000	240,000	-	-	-	-	60,000
84	RR	69-00201	2020	MNDOT	DWP RR, INSTALL GATES AT CSAH 59, MELRUDE RD, TOWNSHIP OF ELLSBURG, ST LOUIS COUNTY	0.00	SR	RR SIGNALS	RRS	240,000	216,000	-	-	-	-	24,000
85	CSAH 12	016-612-075	2020	COOK COUNTY	CSAH 12, GUNFLINT TRAIL FROM TROUT LAKE RD TO PINE MT RD, FULL DEPTH RECLAMATION, BITUMINOUS PAVING, SUBGRADE REPAIR	0.00	RD	BITUMINOUS RECLAMATION	STBGP	2,125,000	1,700,000	-	-	-	-	425,000
86	CR 438	031-598-030	2020	ITASCA COUNTY	FROM 0.1 MILES EAST OF SWAN RIVER ON CR 438 TO 0.1 MILES WEST OF SWAN RIVER ON CR 438, 3.5 MILES SOUTH FROM SWAN RIVER, MN. REPLACE BR# 7028	0.00	BR	BRIDGE REPLACEMENT	BROS	750,000	600,000	-	-	-	-	150,000
87	CSAH 45	036-645-009	2020	KOOCHICHING COUNTY	CSAH 45, IN INTERNATIONAL FALLS, AT TH 53, SIGNAL REVISIONS (ASSOC. 3606-56, 036-648-011, 134-080-005,134-103-005, 134-106-001, 134-124-004, 3606-48)	0.00	SC	MILL AND OVERLAY	NHPP	9,000	7,200	-	-	-	-	1,800
88	CSAH 48	036-648-011	2020	KOOCHICHING COUNTY	CSAH 48, IN INTERNATIONAL FALLS, AT TH 53, SIGNAL REVISIONS (ASSOC. 3606-56, 036-645-009, 134-080-005,134-103-005, 134-106-001, 134-124-004)	0.00	SC	MILL AND OVERLAY	NHPP	15,500	12,400	-	-	-	-	3,100
89	LOCAL 999	069-070-031	2020	ST. LOUIS COUNTY	D1 ST LOUIS COUNTYWIDE, VARIOUS LOCATIONS, INSTALL CENTERLINE RUMBLE STRIPS PACKAGE 2	0.00	SH	CENTERLINE RUMBLE STRIPS	HSIP	280,000	252,000	-	-	-	-	28,000

ATP 1																
SFY 2019-2022 STATE TRANSPORTATION IMPROVEMENT PROGRAM (STIP)																
SORT BY: ATP, YEAR, TRANSIT, RAIL, LOCAL SP, MNDOT SP, SETASIDE																
SEQ#	ROUTE SYSTEM	PROJECT NUMBER (SP)	YEAR	AGENCY	PROJECT DESCRIPTION	MILE	PRGM	WORK TYPE	PROPOSED FUND	STIP TOTAL	FHWA	AC	FTA	TH	BOND	OTHER
90	LOCAL 999	069-070-033	2020	ST. LOUIS COUNTY	D1 ST LOUIS COUNTYWIDE, VARIOUS LOCATIONS, INSTALL 6IN PAINT EDGELINE	0.00	SH	STRIPING	HSIP	70,000	63,000	-	-	-	-	7,000
91	LOCAL 999	069-070-035	2020	ST. LOUIS COUNTY	D1 ST LOUIS COUNTYWIDE, VARIOUS LOCATIONS, INSTALL HIGH FRICTION SURFACE TREATMENT FOR HIGH RISK, HIGH VOLUME CURVES	0.00	SH	BITUMINOUS OVERLAY	HSIP	370,000	333,000	-	-	-	-	37,000
92	LOCAL 999	069-070-036	2020	ST. LOUIS COUNTY	D1 ST LOUIS COUNTYWIDE, VARIOUS LOCATIONS, INSTALL HIGH FRICTION SURFACE TREATMENT FOR HIGH RISK, LOW VOLUME CURVES	0.00	SH	BITUMINOUS OVERLAY	HSIP	320,000	288,000	-	-	-	-	32,000
93	PED/BIKE	069-090-033	2020	ST. LOUIS COUNTY	MESABI TRAIL FROM JCT MN1/MN169/CSAH88 TO 0.17 MI W JCT MN1/3RD AVE W CONSTRUCT MULTI-USE TRAIL	3.00	EN	NEW TRAIL	STBGTAP	900,000	300,000	-	-	-	-	600,000
94	CSAH 7	069-607-052	2020	ST. LOUIS COUNTY	CSAH 7, FROM CSAH 52 TO MN 37 BITUMINOUS PAVEMENT REHABILITATION, AGG SHOULDERING	16.30	RD	MILL AND OVERLAY	STBGP	3,500,000	1,700,000	-	-	-	-	1,800,000
95	CSAH 43	069-643-017	2020	ST. LOUIS COUNTY	CSAH 43 N. TISCHER RD TO CSAH 50. MILL, RECLAIM, BITUMINOUS RESURFACING	5.50	RD	MILL AND OVERLAY	STBGP	3,143,825	1,250,000	-	-	-	-	1,893,825
96	LOCAL 999	098-080-053	2020	ST. LOUIS COUNTY	**SEC164 DPS**US 53 IN VIRGINIA AT INTERSECTION US 53/MT. IRON DRIVE .CONSTRUCT OFFSET TURN LANE AND REPLACE/UPGRADE SIGNAL SYSTEM	0.46	SH	TURN LANES	DPS	150,000	150,000	-	-	-	-	-
97	LOCAL	118-090-024	2020	DULUTH	IN DULUTH, BRIGHTON BEACH BLVD TO CONGDON BLVD, CONSTRUCT MULTI-USE TRAIL	0.00	EN	NEW TRAIL	STBGTAP	639,292	300,000	-	-	-	-	339,292
98	MSAS 126	118-126-022	2020	DULUTH	3RD ST, IN DULUTH FROM 12 TH AVE E TO MESABA AVE/MN 194 MILL & OVERLAY, STORM SEWER, C& G & ADA	1.60	RD	MILL AND OVERLAY	STBGP	1,356,250	1,110,000	-	-	-	-	246,250
99	PED/BIKE	129-090-008	2020	GRAND RAPIDS	IN GRAND RAPIDS, JCT CSAH 63/US 2 TO JCT NW 5 TH ST/17TH AVE NW CONSTRUCT MULTI-USE TRAIL	0.80	EN	NEW TRAIL	STBGTAP	504,100	300,000	-	-	-	-	204,100
100	LOCAL	134-080-005	2020	INTERNATIONAL FALLS	11TH STREET, IN INTERNATIONAL FALLS, AT TH 53, SIGNAL REVISIONS (ASSOC 3606-56,036-645-009, 036-648-011, 134-103-005, 134-106-001, 134-124-004, 3608-48)	0.00	SC	MILL AND OVERLAY	NHPP	15,500	12,400	-	-	-	-	3,100
101	LOCAL	134-103-005	2020	INTERNATIONAL FALLS	4TH STREET, IN INTERNATIONAL FALLS, AT TH 53, SIGNAL REVISIONS (ASSOC 3606-56,036-645-009, 036-648-011, 134-080-005, 134-106-001, 134-124-004, 3608-48)	0.00	SC	MILL AND OVERLAY	NHPP	12,000	9,600	-	-	-	-	2,400
102	LOCAL	134-106-001	2020	INTERNATIONAL FALLS	7TH STREET, IN INTERNATIONAL FALLS, AT TH 53, SIGNAL REVISIONS (ASSOC 3606-56,036-645-009, 036-648-011, 134-080-005,134-103-005, 134-124-004, 3608-48)	0.00	SC	MILL AND OVERLAY	NHPP	24,000	19,200	-	-	-	-	4,800

ATP 1																
SFY 2019-2022 STATE TRANSPORTATION IMPROVEMENT PROGRAM (STIP)																
SORT BY: ATP, YEAR, TRANSIT, RAIL, LOCAL SP, MNDOT SP, SETASIDE																
SEQ#	ROUTE SYSTEM	PROJECT NUMBER (SP)	YEAR	AGENCY	PROJECT DESCRIPTION	MILE	PRGM	WORK TYPE	PROPOSED FUND	STIP TOTAL	FHWA	AC	FTA	TH	BOND	OTHER
103	LOCAL	134-124-004	2020	INTERNATIONAL FALLS	17TH STREET, IN INTERNATIONAL FALLS, AT TH 53, SIGNAL REVISIONS (ASSOC 3606-56, 036-645-009, 036-648-011, 134-080-005,134-103-005, 134-106-001, 3608-48)	0.00	SC	MILL AND OVERLAY	NHPP	9,000	7,200	-	-	-	-	1,800
104	MSAS 217	171-217-009	2020	VIRGINIA	**SEC164 DPS**US 53 IN VIRGINIA AT INTERSECTION US 53/12TH AVE W.CONSTRUCT OFFSET TURN LANE AND REPLACE/UPGRADE SIGNAL SYSTEM	0.46	SH	TURN LANES	DPS	300,000	300,000	-	-	-	-	-
105	MSAS 222	171-222-005	2020	VIRGINIA	**SEC164 DPS**US 53 IN VIRGINIA AT INTERSECTION US 53/13TH ST CONSTRUCT OFFSET TURN LANE AND REPLACE/UPGRADE SIGNAL SYSTEM	0.46	SH	TURN LANES	DPS	150,000	150,000	-	-	-	-	-
106	MN 18	0102-25	2020	MNDOT	**ELLA**MN 18, OVER MORMAN CREEK, REPLACE BR# 0729 AND MN 47 OVER STREAM REPLACE BR 01001(DESIGNED BY DIST 3 & FUNDED BY ATP 1 FOR \$1,380,000)	0.00	BR	BRIDGE REPLACEMENT	NA	-	-	-	-	-	-	-
107	MN 18	0102-25M	2020	MNDOT	**ELLA**MN 18, OVER MORMAN CREEK, REPLACE BR# 0729 WITH NEW BR#01X10 AND MN 47 OVER STREAM REPLACE BR 01001 WITH NEW BR#01X09 (DESIGNED BY DIST 3 & FUNDED BY ATP 1 FOR \$1,380,000) (ASSOC. 0108-27M)	0.01	BR	BRIDGE REPLACEMENT	SF	1,380,000	-	-	-	1,380,000	-	-
108	MN 210	0915-32	2020	MNDOT	MN 210/MN73 IN CROMWELL, PAVEMENT REPLACE, STORM SEWER, ADA IMPROVEMENTS	0.53	RD	NEW PAVEMENT	STBGP	1,800,000	1,440,000	-	-	360,000	-	-
109	I 35	0980-152	2020	MNDOT	I-35 NB 0.21 MI N CSAH 61 TO 0.55 MI N KORBY RD, CONST CARLTON WEIGH INSPECTION PULL-OFF SITE AND MAINLINE SIGNS.	8.49	RB	WEIGH STATION	SF	1,500,000	-	-	-	1,500,000	-	-
110	MN 61	1603-52	2020	MNDOT	MN 61, E LIMITS GRAND MARAIS TO CANADIAN BORDER, REPLACING SIGNING	40.10	SC	SIGNING	SF	400,000	-	-	-	400,000	-	-
111	MN 1	3101-37	2020	MNDOT	MN 1, FROM E JCT MN 65 TO N JCT US 53, MILL & OVERLAY	20.62	RS	MILL AND OVERLAY	STBGP	8,000,000	6,400,000	-	-	1,600,000	-	-
112	MN 6	3107-49M	2020	MNDOT	MN 6, FROM US 2 TO CR 128 IN DEER RIVER, Mill &Overlay (ADA) & ON US 2 FROM 2ND AVE NW TO 1ST ST SE, AND REPLACE BR 3758 (DESIGNED BY DIST 2, FUNDED BY ATP 1 UNDER SP 3107-49M \$2.15M)	4.30	RD	MILL AND OVERLAY	STBGP	2,150,000	1,708,800	-	-	427,200	-	14,000
113	MN 6	3107-51M	2020	MNDOT	MN 6, 1.6 MI N. CR 136 TO 0.9 MI N. MN 286, MILL & OVERLAY (DESIGNED BY DIST 2, FUNDED BY ATP 1 UNDER SP 3107-51M \$2,610,000) (TIED TO 3107-53)	7.87	RS	MILL AND OVERLAY	STBGP	2,610,000	2,088,000	-	-	522,000	-	-
114	MN 6	3107-53M	2020	MNDOT	MN 6, 23.2 MI. N OF DEER RIVER, REPLACE BR 91063, (DESIGNED BY DIST 2, FUNDED BY ATP 1 UNDER SP 3107-53M, \$.89M) (TIED TO 3107-51)	0.60	BR	BRIDGE REPLACEMENT	STBGP	890,000	712,000	-	-	178,000	-	-

ATP 1																
SFY 2019-2022 STATE TRANSPORTATION IMPROVEMENT PROGRAM (STIP)																
SORT BY: ATP, YEAR, TRANSIT, RAIL, LOCAL SP, MNDOT SP, SETASIDE																
SEQ#	ROUTE SYSTEM	PROJECT NUMBER (SP)	YEAR	AGENCY	PROJECT DESCRIPTION	MILE	PRGM	WORK TYPE	PROPOSED FUND	STIP TOTAL	FHWA	AC	FTA	TH	BOND	OTHER
115	MN 65	3111-30	2020	MNDOT	**ELLA**FLEX** MN 65 FROM 0.02 MI. S. OF S. JCT MN 200 TO S. JCT US 169. MILL & OVERLAY (ASSOC. 0112-56, 3110-13)	25.82	RS	MILL AND OVERLAY	STBGP	8,316,740	6,653,392	-	-	1,663,348	-	-
116	US 169	3116-149	2020	MNDOT	US 169 IN NASHWAUK. CONSTRUCT REDUCED CONFLICT INTERSECTION AT JCT US 169/MN 65.	0.00	SH	CHANNELIZATION	HSIP	400,000	360,000	-	-	40,000	-	-
117	US 53	3608-48	2020	MNDOT	**SPP** US 53, IN INTERNATIONAL FALLS, FR JCT US 53/CRESCENT DR TO JCT US 53/4TH ST & MN 11 FR E JCT US 71/MN 11 TO E JCT US 53/MN 11, MILL/INLAY, SIGNAL WORK, ADA (ASSOC 3606-56,036-645-009, 036-648-011, 134-080-005,134-103-005, 134-106-001, 134-124-004)	1.50	RD	MILL AND OVERLAY	NHPP	5,000,000	4,000,000	-	-	1,000,000	-	-
118	MN 1	3801-18	2020	MNDOT	**TRLF** MN 1, US FOREST ROUTE 553 TO US FOREST ROUTE 424, RECONSTRUCTION (TRLF PAYBACK 8 OF 10)	5.15	RC	GRADING ONLY	SF	187,000	-	-	-	187,000	-	-
119	MN 1	3802-22	2020	MNDOT	MN 1, JCT CSAH 2 TO 0.33 MI SE CSAH 2. APPROACH GRADING AND REPLACE OLD BRIDGE #6952 WITH NEW BRIDGE #38018 OVER THE STONEY RIVER	0.34	BR	BRIDGE REPLACEMENT	SF	2,200,000	-	-	-	2,200,000	-	-
120	MN 61	3805-106	2020	MNDOT	MN 61, SAFETY IMPROVEMENTS AT SILVER CLIFF, BR# 38005 & LAFAYETTE BR# 38003 TUNNELS & I-35 IN DULUTH FROM JCT LAKE AVE TO 0.6 MI. S. 21ST AVE E. TUNNEL LIGHTING REVISIONS INSTALL LED LIGHTING (ASSOC. 6982-330).	3.09	SC	LIGHTINGS	SF	1,900,000	-	-	-	1,900,000	-	-
121	MN 61	3805-79	2020	MNDOT	**SPP** MN 61.REALIGNMENT & REPLACE OLD BR #5648 WITH NEW BR#38017 AT SILVER CREEK	0.44	BR	BRIDGE REPLACEMENT	NHPP	4,700,000	3,240,000	-	-	810,000	-	650,000
122	MN 61	3805-99	2020	MNDOT	**SPP**HB**MN 61, 2.2 MI NE OF JCT CSAH 2, APPROACH WORK AND BRIDGE REHABILITATION FOR BR# 3589, OVER STEWART RIVER	0.01	BI	BRIDGE REPAIR	NHPP	6,850,000	5,480,000	-	-	1,370,000	-	-
123	MN 169	3809-09	2020	MNDOT	MN 169 FR JCT HIDDEN VALLEY RD TO JCT CSAH 18 POWER DAM RD MEDIUM MILL & OVERLAY	3.70	RS	MILL AND OVERLAY	NHPP	1,800,000	1,440,000	-	-	360,000	-	-
124	MN 53	6918-94	2020	MNDOT	**SEC164 DPS**US 53 IN VIRGINIA AT INTERSECTION US 53/13TH ST/MT. IRON DRIVE & US 53/12TH AVE W & US 53/2ND AVE W. CONSTRUCT OFFSET TURN LANE AND REPLACE/UPGRADE SIGNAL SYSTEM (ASSOC 171-217-009, 171-222-005, 098-080-053)	1.34	SH	TURN LANES	DPS	600,000	600,000	-	-	-	-	-
125	MN 73	6929-21	2020	MNDOT	MN 73, APPROACH GRADING AND REPLACE BR# 9262 WITH NEW BR# 69138 OVER THE W SWAN RIVER	0.21	BR	BRIDGE REPLACEMENT	SF	1,200,000	-	-	-	1,200,000	-	-
126	MN 73	6931-01	2020	MNDOT	MN 73, FROM JCT MN 1 TO JCT US 53, MEDIUM MILL & OVERLAY	5.22	RS	MILL AND OVERLAY	SF	1,300,000	-	-	-	1,300,000	-	-

ATP 1																
SFY 2019-2022 STATE TRANSPORTATION IMPROVEMENT PROGRAM (STIP)																
SORT BY: ATP, YEAR, TRANSIT, RAIL, LOCAL SP, MNDOT SP, SETASIDE																
SEQ#	ROUTE SYSTEM	PROJECT NUMBER (SP)	YEAR	AGENCY	PROJECT DESCRIPTION	MILE	PRGM	WORK TYPE	PROPOSED FUND	STIP TOTAL	FHWA	AC	FTA	TH	BOND	OTHER
127	MN 169	6936-19	2020	MNDOT	MN 169 JCT US 53 TO 0.17 MI SOUTH CSAH 26. MILL & OVERLAY	13.06	RS	MILL AND OVERLAY	SF	6,100,000	-	-	-	6,100,000	-	-
128	I 535	6981-9030L	2020	MNDOT	**SPP** I-535, NB & SB BETWEEN DULUTH & SUPERIOR WISCONSIN OVER ST LOUIS RIVER, BLATNIK BR# 9030, PAINTING	0.48	BI	BRIDGE PAINTING	NHPP	9,100,000	4,095,000	-	-	455,000	-	4,550,000
129	I 35	6982-322CMG2	2020	MN	TWIN PORTS INTERCHANGE, GMGC DELIVERY COST IN FY2020	0.00	MC	RECONST.	SF	5,800,000	-	-	-	5,800,000	-	-
130	I 35	6982-322WP1	2020	MN	**17NEW** TWIN PORTS INTERCHANGE, INCLUDING 6 BRIDGES 69802, AND A-E WORK PACKAGE #1	0.00	MC	RECONST.	SF BF	131,900,000	-	-	-	80,000,000	51,900,000	-
131	I 35	6982-331	2020	MNDOT	I35 IN DULUTH JCT I35 & LAKE AVE. BRIDGE REPAIRS 69816 & ADA IMPROVEMENTS.	0.10	BI	BRIDGE REPAIR	NHPP	1,500,000	1,350,000	-	-	150,000	-	-
132	MN 999	8821-290	2020	MNDOT	DISTRICTWIDE HYDRAULICS. REPAIR/REPLACE CULVERTS (FY20)	0.00	DR	CULVERT REPLACEMENT	SF	1,500,000	-	-	-	1,500,000	-	-
133	MN 999	8821-294	2020	MNDOT	DISTRICTWIDE PREVENTIVE MAINTENANCE/PAVEMENT REHAB (FY 20)	0.00	PM	BIT CRACK & SEALING	SF	1,500,000	-	-	-	1,500,000	-	-
134	MN 999	8821-319	2020	MNDOT	DISTRICTWIDE SAFETY IMPROVEMENTS. INSTALL COUNTDOWN TIMER PEDESTRIAN SIGNAL HEADS.	0.00	SH	TRAFFIC SIGNAL REVISION	HSIP	240,000	216,000	-	-	24,000	-	-
135	MN 999	8801-AM-20	2020	MNDOT	DISTRICTWIDE SETASIDE - LOCAL PARTNERSHIP PROGRAM (LPP) - 2020	0.00	AM	MISC. AGREEMENT	SF	1,200,000	-	-	-	1,200,000	-	-
136	MN 999	8801-CA-20	2020	MNDOT	DISTRICTWIDE SETASIDES - EXTERNAL PROJECT DELIVERY - 2020	0.00	CA	MISC. AGREEMENT	SF	3,550,000	-	-	-	3,550,000	-	-
137	MN 999	8801-PD-20	2020	MNDOT	DISTRICTWIDE SETASIDES - INTERNAL PROJECT DELIVERY - 2020	0.00	CA	MISC. AGREEMENT	SF	950,000	-	-	-	950,000	-	-
138	MN 999	8801-RB-20	2020	MNDOT	DISTRICTWIDE STASIDE FOR LANDSCAPING PARTNERSHIP - 2020	0.00	RB	LANDSCAPE PARTNERSHIP	SF	30,000	-	-	-	30,000	-	-
139	MN 999	8801-RW-20	2020	MNDOT	DISTRICTWIDE SETASIDES - R/W ACQUISITION/ACC MGMT-2020	0.00	RW	RIGHT OF WAY PURCHASE	SF	2,000,000	-	-	-	2,000,000	-	-
140	MN 999	8801-RX-20	2020	MNDOT	DISTRICTWIDE SETASIDES - ROAD REPAIR-2020	0.00	RX	BARC	SF	2,000,000	-	-	-	2,000,000	-	-
141	MN 999	8801-SA-20	2020	MNDOT	DISTRICTWIDE SETASIDES - SUPPLEMENTAL AGREEMENT -2020	0.00	SA	SUPP. AGREE & COST OVERRUNS	SF	4,500,000	-	-	-	4,500,000	-	-
Total										258,387,207	50,383,192	-	2,240,000	128,156,548	51,900,000	25,707,467

ATP 1																
SFY 2019-2022 STATE TRANSPORTATION IMPROVEMENT PROGRAM (STIP)																
SORT BY: ATP, YEAR, TRANSIT, RAIL, LOCAL SP, MNDOT SP, SETASIDE																
SEQ#	ROUTE SYSTEM	PROJECT NUMBER (SP)	YEAR	AGENCY	PROJECT DESCRIPTION	MILE	PRGM	WORK TYPE	PROPOSED FUND	STIP TOTAL	FHWA	AC	FTA	TH	BOND	OTHER
142	BB	TRF-0016-21	2021	DULUTH TRANSIT AUTHORITY	SECT 5307: DULUTH OPERATING ASSISTANCE - REGULAR ROUTE	0.00	B9	TRANSIT OPERATIONS	FTA	14,040,000	-	-	1,000,000	-	-	13,040,000
143	BB	TRF-0016-21A	2021	DULUTH TRANSIT AUTHORITY	SECT 5307: DULUTH CAPITAL BUS STOP/STATION/ TERMINAL UPDATES	0.00	B9	TRANSIT GRANT CAP IMP (NON-VEHICLE)	FTA	50,000	-	-	40,000	-	-	10,000
144	BB	TRF-0016-21C	2021	DULUTH TRANSIT AUTHORITY	SECT 5307: DULUTH TRANSIT AUTHORITY; TECHNOLOGY UPDATES	0.00	B9	TRANSIT GRANT CAP IMP (NON-VEHICLE)	FTA	100,000	-	-	80,000	-	-	20,000
145	BB	TRF-0016-21D	2021	DULUTH TRANSIT AUTHORITY	SECT 5307: DULUTH TRANSIT AUTHORITY; FUEL TANK REPLACEMENT	0.00	B9	TRANSIT GRANT CAP IMP (NON-VEHICLE)	FTA	700,000	-	-	560,000	-	-	140,000
146	BB	TRF-0016-21E	2021	DULUTH TRANSIT AUTHORITY	DULUTH DIAL-A-RIDE TRANSIT OPERATING ASSISTANCE	0.00	TR	TRANSIT OPERATIONS	LF	1,400,000	-	-	-	-	-	1,400,000
147	BB	TRF-0016-21F	2021	DULUTH TRANSIT AUTHORITY	SECT 5307: DULUTH; PREVENTIVE MAINTENANCE	0.00	B9	TRANSIT OPERATIONS	FTA	1,000,000	-	-	1,000,000	-	-	-
148	BB	TRF-0016-21G	2021	DULUTH TRANSIT AUTHORITY	SECT 5307: DULUTH TRANSIT AUTHORITY;BUS SUPPORT EQUIPMENT/FACILITY REHABILITATION	0.00	B9	TRANSIT GRANT CAP IMP (NON-VEHICLE)	FTA	100,000	-	-	80,000	-	-	20,000
149	BB	TRS-0016-21T	2021	DULUTH TRANSIT AUTHORITY	DULUTH TRANSIT AUTHORITY; PURCHASE NINE (9) STANDARD 40 FT REPLACEMENT BUSES	0.00	TR	TRANSIT VEHICLE PURCHASE	STBGP	4,695,000	3,756,000	-	-	-	-	939,000
150	CSAH 4	009-607-026	2021	CARLTON COUNTY	**AC**CSAH 4 IN CLOQUET FR. CSAH 4 TO CR 115 BITUMINOUS RESURFACING (AC PROJECT PAYBACK IN 2022)	17.50	RD	MILL AND OVERLAY	STBGP	2,900,000	1,340,000	1,100,000	-	-	-	1,560,000
151	Local 999	031-090-011	2021	ITASCA COUNTY	FR. JCT US2 & 2ND ST NE TO 0.1 MI N JCT 4TH AV NW & ASPEN DR. CONSTRUCT DEER RIVER COMMUNITY TRAIL	0.00	EN	NEW TRAIL	STBGTAP	365,665	300,000	-	-	-	-	65,665
152	CSAH 45	031-645-008	2021	ITASCA COUNTY	CSAH 45 BIRCH DRIVE TO FOX LAKE RD. AGG BASE. BITUMINOUS RESURFACING	7.70	RD	MILL AND OVERLAY	STBGP	1,750,000	1,340,000	-	-	-	-	410,000
153	CR 9	038-609-013	2021	LAKE COUNTY	FROM 500 FT E BRIDGE 38503 TO 500 FT W BRIDGE 38503, 3.9 MILES SW FROM TWO HARBORS REPLACE BR#38503	0.00	BR	BRIDGE REPLACEMENT	BROS	624,000	499,200	-	-	-	-	124,800
154	CSAH 95	069-070-040	2021	ST. LOUIS COUNTY	D1 AT JCT CSAH95/US53 INSTALL REDUCED CONFLICT INTERSECTION J-TURN. (ASSOC. 6917-147)	0.00	SH	WARNING FLASHERS	HSIP	400,000	350,000	-	-	-	-	50,000
155	CSAH 29	069-629-007	2021	ST. LOUIS COUNTY	CSAH 29 FR. MN 73 TO BR#69624. FULL DEPTH RECLAMATION AND CULVERT REPLACEMENT	6.10	RD	BITUMINOUS RECLAMATION	STBGP	3,250,000	1,340,000	-	-	-	-	1,910,000
156	CSAH 56	069-656-018	2021	ST. LOUIS COUNTY	CSAH 56 , MORRIS THOMAS RD, IN HERMANTOWN AT JCT US 2 TO JCT PIEDMONT AVE IN DULUTH BITUMINOUS RESURFACING, CULVERTS	5.70	RD	MILL AND OVERLAY	STBGP	2,250,000	1,285,000	-	-	-	-	965,000

ATP 1																
SFY 2019-2022 STATE TRANSPORTATION IMPROVEMENT PROGRAM (STIP)																
SORT BY: ATP, YEAR, TRANSIT, RAIL, LOCAL SP, MNDOT SP, SETASIDE																
SEQ#	ROUTE SYSTEM	PROJECT NUMBER (SP)	YEAR	AGENCY	PROJECT DESCRIPTION	MILE	PRGM	WORK TYPE	PROPOSED FUND	STIP TOTAL	FHWA	AC	FTA	TH	BOND	OTHER
157	Local 999	088-070-067	2021	LOCAL	D1 MULTI-COUNTY VARIOUS LOCATIONS. INSTALL 6 INCH WET REFLECTIVE EDGELINE STRIPING. (ASSOC 009-070-008, 031-070-008, 069-070-041)	0.00	SH	STRIPING	HSIP	778,000	700,000	-	-	-	-	78,000
158	PED/BIKE	092-090-061	2021	MNDNR	CONSTRUCT GITCHI-GAMI TRAIL EXTENSION AT SKI HILL RD TO NOBAKKEN RD. LUTSEN SEGMENT	1.60	EN	NEW TRAIL	STBGTP	920,000	600,000	-	-	-	-	320,000
159	MSAS 118	118-118-005	2021	DULUTH	MSAS 118 RAILROAD ST IN DULUTH FR. 5TH AVE W. TO CANAL PARK DRIVE. BITUMINOUS RESURFACING, STORM SEWER, CURB & GUTTER, SIDEWALKS	0.44	RD	MILL AND OVERLAY	STBGP	1,717,150	1,285,000	-	-	-	-	432,150
160	MN 27	0104-06	2021	MNDOT	MN 27 FR N JCT MN 65 TO AITKIN/CARLTON CO LINE & N JCT MN 73 TO W LIMIT MOOSE LAKE & MN 73, IN KETTLE RIVER FR W JCT MN 27 TO 0.09 MI S CSAH 12/LOCKER PLANT RD - MILL & OVERLAY, RECLAIM & SHLD UPGRADES	9.97	RD	MILL AND OVERLAY	STBGP	5,230,000	4,184,000	-	-	1,046,000	-	-
161	MN 27	0104-06S	2021	MNDOT	MN 27 FR N. JCT MN 65 TO AITKIN/CARLTON CO. LINE & N. JCT MN 73 TO W. LIMIT MOOSE LAKE. & MN 73, IN KETTLE RIVER FR W. JCT MN 27 TO 0.09 MI. S. CSAH 12/LOCKER PLANT RD. MILL & OVERLAY, RECLAIM & SHLD UPGRADES	9.97	SH	SHOULDER WIDENING	HSIP	370,000	333,000	-	-	37,000	-	-
162	MN 210	0120-25	2021	MNDOT	MN 210, REPLACE BR# 3096 OVER STREAM 3.8 MI W OF MN 65 IN MCGREGOR	0.00	BR	BRIDGE REPLACEMENT	STBGP	500,000	400,000	-	-	100,000	-	-
163	MN 210	0910-33	2021	MNDOT	MN 210, IN CARLTON 0.4 M W OF JUT MN 45 OVER THE BNSF RAIL ROAD, REDECK AND PAINT BR# 9006	0.04	BI	BRIDGE DECK REPLACEMENT	SF	1,300,000	-	-	-	1,300,000	-	-
164	MN 210	0914-12	2021	MNDOT	MN 210 IN WRIGHT, 0.12 MI E. CSAH 23 OVER TAMARACK RIVER REPLACE OLD BR# 6294 WITH NEW BR	0.01	BR	BRIDGE REPLACEMENT	STBGP	667,000	533,600	-	-	133,400	-	-
165	MN 61	1604-45	2021	MNDOT	**ELLA**SPP** MN 61 FROM JCT RESERVATION BAY RD TO US/CANADIAN BORDER. BITUMINOUS RECLAMATION & MILL & OVERLAY. (ASSOC. 1603-53)	16.99	RD	BITUMINOUS RECLAMATION	NHPP	12,800,000	10,240,000	-	-	2,560,000	-	-
166	MN 6	3106-24M	2021	MNDOT	MN 6, CASS/ITASCA COUNTY LINE TO US 2 WEST OF COHASSET, RECLAIM (TO BE FUNDED BY DISTRICT 1 UNDER SP 3106-24M \$5,900,000) (TIED 3106-24)	10.32	RD	BITUMINOUS RECLAMATION	STBGP	5,900,000	4,720,000	-	-	1,180,000	-	-
167	MN 65	3609-41	2021	MNDOT	MN 65, 0.6 MI. S. CSAH 8 TO JCT US 71 OVERLAY.	16.02	RS	BITUMINOUS OVERLAY	STBGP	4,200,000	3,360,000	-	-	840,000	-	-
168	MN 1	3801-18	2021	MNDOT	**TRLF** MN 1, US FOREST ROUTE 553 TO US FOREST ROUTE 424, RECONSTRUCTION (TRLF PAYBACK 9 OF 10)	5.15	RC	GRADING ONLY	SF	187,000	-	-	-	187,000	-	-

ATP 1																
SFY 2019-2022 STATE TRANSPORTATION IMPROVEMENT PROGRAM (STIP)																
SORT BY: ATP, YEAR, TRANSIT, RAIL, LOCAL SP, MNDOT SP, SETASIDE																
SEQ#	ROUTE SYSTEM	PROJECT NUMBER (SP)	YEAR	AGENCY	PROJECT DESCRIPTION	MILE	PRGM	WORK TYPE	PROPOSED FUND	STIP TOTAL	FHWA	AC	FTA	TH	BOND	OTHER
169	MN 123	5802-24	2021	MNDOT	MN 123, IN SANDSTONE FROM S. JCT. MN 23 TO CSAH 30. MILL & OVERLAY, RECLAIM, DRAINAGE IMPROVEMENTS, ADA.	4.03	RD	BITUMINOUS RECLAMATION	STBGP	3,400,000	2,720,000	-	-	680,000	-	-
170	MN 48	5813-01	2021	MNDOT	MN 48, 0.14 MI. E JCT CR 173 (GRACE RD) REPAIR BR# 58001 OVER ST. CROIX RIVER. WISCONSIN IS LEAD AGENCY.	0.01	BI	BRIDGE REHAB	SF	300,000	-	-	-	300,000	-	-
171	MN 23	6910-102	2021	MNDOT	MN 23 IN DULUTH 0.1 MI. S. JCT CSAH 3 BECKS RD. US STEEL CREEK CULVERT REPAIR. (TIED 6910-103)	0.10	DR	CULVERT REHAB	SF	1,100,000	-	-	-	1,100,000	-	-
172	MN 23	6910-103	2021	MNDOT	MN 23 IN DULUTH 0.16 MI. S. SPRING ST. GOGEBIC CREEK CULVERT REPAIR. (TIED 6910-102)	0.11	DR	CULVERT REHAB	SF	1,100,000	-	-	-	1,100,000	-	-
173	MN 37	6914-19	2021	MNDOT	ELLA** MN 37, FROM JCT US 53 TO JCT MN 135, INCLUDES NB/SB BROADWAY AVE THRU GILBERT. MEDIUM MILL & OVERLAY	3.65	RS	MILL AND OVERLAY	STBGP	5,380,000	3,600,000	-	-	900,000	-	880,000
174	US 53	6917-147	2021	MNDOT	JOINT PRJ WITH ST LOUIS CO. AT JCT CSAH 95/US 53, INSTALL REDUCED CONFLICT INTERSECTION (TIED TO 069-070-040)	0.10	SH	CHANNELIZATION	HSIP	200,000	180,000	-	-	20,000	-	-
175	US 53	6918-90	2021	MNDOT	US 53 IN VIRGINIA AT 6TH AV W RPL SB OLD BR# 69009 WITH NEW BR & RPL NB BR# 69010 WITH NEW BR.	0.22	BR	BRIDGE REPLACEMENT	NHPP	4,050,000	3,240,000	-	-	810,000	-	-
176	US 53	6918-95	2021	MNDOT	US 53 FR. 0.23 MI. N CSAH 132 TO 0.36 MI. N CUYUNA DR. CONSTRUCT HIGH TENSION CABLE BARRIER.(ASSOC. TO 6917-148)	3.30	SH	TRAFFIC BARRIER	HSIP	850,000	765,000	-	-	85,000	-	-
177	I 35	6982-319	2021	MNDOT	IN DULUTH I-35 FROM JCT GARFIELD AVE TO JCT MN 194. DRAINAGE IMPROVEMENTS & FREEWAY FENCING.	0.42	DR	EROSION REPAIR	SF	200,000	-	-	-	200,000	-	-
178	I 35	6982-322CMG3	2021	MN	**17NEW** TWIN PORTS INTERCHANGE, GMGC DELIVERY COST IN FY2021	0.00	MC	RECONST.	SF	1,700,000	-	-	-	1,700,000	-	-
179	I 35	6982-322WP2	2021	MN	**17NEW**CHAP3** TWIN PORTS INTERCHANGE, INCLUDING 6 BRIDGES 69802, AND A-E WORK PACKAGE #2	0.00	MC	RECONST.	NHPP BF	117,900,000	29,490,000	-	-	88,410,000	-	-
180	I 35	6982-324	2021	MNDOT	- I-35 IN DULUTH 0.2 MI. N. JCT LAKE AVE. REPAIR DRAINAGE SYSTEM UNDER LAKEWALK TO OUTLET AT LAKE SUPERIOR	0.10	DR	CULVERT REHAB	SF	1,100,000	-	-	-	1,100,000	-	-
181	I 35	6982-327	2021	MNDOT	**ITS**I-35 IN DULUTH FROM JCT MESABA AVE TO JCT LONDON RD/26TH AVE E. EXTEND FIBER OPTIC CABLE AND ADD ADDITIONAL TRAFFIC CAMERAS.	3.35	TM	TRAFFIC MANAGEMENT SYSTEM	NHPP	425,000	382,500	-	-	42,500	-	-
182	MN 999	8801-AM-21	2021	MNDOT	DISTRICTWIDE SETASIDE - LOCAL PARTNERSHIP PROGRAM (LPP) - 2021	0.00	AM	MISC. AGREEMENT	SF	1,200,000	-	-	-	1,200,000	-	-
183	MN 999	8801-CA-21	2021	MNDOT	DISTRICTWIDE SETASIDES - EXTERNAL PROJECT DELIVERY - 2021	0.00	CA	MISC. AGREEMENT	SF	3,750,000	-	-	-	3,750,000	-	-

ATP 1																
SFY 2019-2022 STATE TRANSPORTATION IMPROVEMENT PROGRAM (STIP)																
SORT BY: ATP, YEAR, TRANSIT, RAIL, LOCAL SP, MNDOT SP, SETASIDE																
SEQ#	ROUTE SYSTEM	PROJECT NUMBER (SP)	YEAR	AGENCY	PROJECT DESCRIPTION	MILE	PRGM	WORK TYPE	PROPOSED FUND	STIP TOTAL	FHWA	AC	FTA	TH	BOND	OTHER
184	MN 999	8801-PD-21	2021	MNDOT	DISTRICTWIDE SETASIDES - INTERNAL PROJECT DELIVERY - 2021	0.00	CA	MISC. AGREEMENT	SF	950,000	-	-	-	950,000	-	-
185	MN 999	8801-PM-21	2021	MNDOT	DISTRICTWIDE PREVENTIVE MAINTENANCE/PAVEMENT REHAB - 2021	0.00	PM	BIT CRACK & SEALING	SF	2,750,000	-	-	-	2,750,000	-	-
186	MN 999	8801-RB-21	2021	MNDOT	DISTRICTWIDE STASIDE FOR LANDSCAPING PARTNERSHIP - 2021	0.00	RB	LANDSCAPE PARTNERSHIP	SF	30,000	-	-	-	30,000	-	-
187	MN 999	8801-RW-21	2021	MNDOT	DISTRICTWIDE SETASIDES - R/W ACQUISITION/ACC MGMT-2021	0.00	RW	RIGHT OF WAY PURCHASE	SF	2,050,000	-	-	-	2,050,000	-	-
188	MN 999	8801-RX-21	2021	MNDOT	DISTRICTWIDE SETASIDES - ROAD REPAIR-2021	0.00	RX	BARC	SF	1,750,000	-	-	-	1,750,000	-	-
189	MN 999	8801-SA-21	2021	MNDOT	DISTRICTWIDE SETASIDES - SUPPLEMENTAL AGREEMENT -2021	0.00	SA	SUPP. AGREE & COST OVERRUNS	SF	4,700,000	-	-	-	4,700,000	-	-
190	MN 999	8801-SE-21	2021	MNDOT	DISTRICTWIDE SETASIDE - SAFETY ENHANCEMENT - 2021	0.00	SC	MISC. AGREEMENT	SF	750,000	-	-	-	750,000	-	-
191	MN 999	8801-SG-21	2021	MNDOT	DISTRICTWIDE SETASIDE - SIGNING, STRIPING, LIGHTING - 2021	0.00	SC	MISC. AGREEMENT	SF	500,000	-	-	-	500,000	-	-
Total										224,328,815	76,943,300	1,100,000	2,760,000	122,260,900	-	22,364,615

ATP 1																
SFY 2019-2022 STATE TRANSPORTATION IMPROVEMENT PROGRAM (STIP)																
SORT BY: ATP, YEAR, TRANSIT, RAIL, LOCAL SP, MNDOT SP, SETASIDE																
SEQ#	ROUTE SYSTEM	PROJECT NUMBER (SP)	YEAR	AGENCY	PROJECT DESCRIPTION	MILE	PRGM	WORK TYPE	PROPOSED FUND	STIP TOTAL	FHWA	AC	FTA	TH	BOND	OTHER
192	BB	TRF-0016-22A	2022	DULUTH TRANSIT AUTHORITY	DULUTH DIAL-A-RIDE TRANSIT OPERATING ASSISTANCE	0.00	TR	TRANSIT OPERATIONS	LF	1,500,000	-	-	-	-	-	1,500,000
193	BB	TRF-0016-22B	2022	DULUTH TRANSIT AUTHORITY	SECT 5307: DULUTH OPERATING ASSISTANCE - REGULAR ROUTE	0.00	B9	TRANSIT OPERATIONS	FTA	14,130,000	-	-	1,000,000	-	-	13,130,000
194	BB	TRF-0016-22C	2022	DULUTH TRANSIT AUTHORITY	SECT 5307: DULUTH; PREVENTIVE MAINTENANCE	0.00	B9	TRANSIT OPERATIONS	FTA	1,000,000	-	-	1,000,000	-	-	-
195	BB	TRF-0016-22D	2022	DULUTH TRANSIT AUTHORITY	SECT 5307: DULUTH CAPITAL BUS SUPPORT EQUIPMENT/FACILITY REHABILITATION	0.00	B9	TRANSIT GRANT CAP IMP (NON-VEHICLE)	FTA	50,000	-	-	40,000	-	-	10,000
196	BB	TRF-0016-22E	2022	DULUTH TRANSIT AUTHORITY	SECT 5307: DULUTH CAPITAL BUS STOP/STATION/TERMINAL UPDATES	0.00	B9	TRANSIT GRANT CAP IMP (NON-VEHICLE)	FTA	50,000	-	-	40,000	-	-	10,000
197	BB	TRF-0016-22F	2022	DULUTH TRANSIT AUTHORITY	SECT 5307: DULUTH CAPITAL TECHNOLOGY UPDATES	0.00	B9	TRANSIT GRANT CAP IMP (NON-VEHICLE)	FTA	50,000	-	-	40,000	-	-	10,000
198	BB	TRF-0016-22G	2022	DULUTH TRANSIT AUTHORITY	SECT 5307: DULUTH TRANSIT AUTHORITY; ADMIN/MAINT FACILITY ROOF REHABILITATION	0.00	B9	TRANSIT GRANT CAP IMP (NON-VEHICLE)	FTA	300,000	-	-	240,000	-	-	60,000
199	BB	TRS-0016-22T	2022	DULUTH TRANSIT AUTHORITY	DULUTH TRANSIT AUTHORITY; PURCHASE THREE (3) STANDARD 40 FT REPLACEMENT BUSES	0.00	TR	TRANSIT VEHICLE PURCHASE	STBGP	1,650,000	1,320,000	-	-	-	-	330,000
200	LOCAL	001-070-007	2022	AITKIN COUNTY	AITKIN COUNTYWIDE SAFETY IMPROVEMENTS 6" EDGE LINE AND 6" CENTERLINES	0.00	SH	PAVEMENT MARKINGS	HSIP	230,100	207,090	-	-	-	-	23,010
201	LOCAL	001-090-003	2022	AITKIN COUNTY	CITY OF AITKIN FROM 0.62 MI. S. JCT CSAH 41 ALONG 422ND PL. TO 0.3MI S. JCT US 169/MN47 ALONG US 169. CONSTRUCT NEW TRAIL EXTENSION.	0.00	EN	IMPROVE EXISTING TRAIL	STBGTAP	240,000	192,000	-	-	-	-	48,000
202	CSAH 7	009-070-009	2022	CARLTON COUNTY	CARLTON COUNTY SAFETY IMPROVEMENTS CSAH 7, 6" EDGE LINES AND 2 FT SHOULDER& RUMBLES STRIPES	0.00	SH	PAVEMENT MARKINGS	HSIP	315,250	283,725	-	-	-	-	31,525
203	CSAH 7	009-070-010	2022	CARLTON COUNTY	CARLTON COUNTY SAFETY IMPROVEMENTS CSAH 7, 6" EDGE LINES AND 2 FT SHOULDER& RUMBLES STRIPES	0.00	SH	PAVEMENT MARKINGS	HSIP	388,889	350,000	-	-	-	-	38,889
204	CSAH 7	009-607-026AC	2022	CARLTON COUNTY	**AC**CSAH 7 FROM CSAH 4 TO CR 115 5.5 MI NNE FROM BARNUM, AGG SHLDR, BIT PAVEMENT, SHLDR PAVING (AC PAYBACK 1 OF 1)	17.44	RD	BITUMINOUS OVERLAY	STBGP	1,100,000	1,100,000	-	-	-	-	-
205	CSAH 4	031-604-012	2022	ITASCA COUNTY	CSAH 4 FROM TH 46 TO CSAH 29 .5 MI SOUTH OF SQUAW LAKE, AGG SHLDR, BIT OVERLAY	0.00	RD	BITUMINOUS OVERLAY	STBGP	2,000,000	1,100,000	-	-	-	-	900,000
206	LOCAL	069-060-002	2022	ST. LOUIS COUNTY	FRENCH RIVER WAYSIDE REHABILITATION	0.08	EN	IMPROVE EXISTING TRAIL	STBGTAP	600,000	480,000	-	-	-	-	120,000
207	LOCAL	069-070-043	2022	ST. LOUIS COUNTY	ST LOUIS COUNTYWIDE SAFETY IMPROVEMENTS. 6" EDGELINES	0.00	SH	PAVEMENT MARKINGS	HSIP	70,000	63,000	-	-	-	-	7,000
208	CSAH 7	069-070-044	2022	ST. LOUIS COUNTY	ST LOUIS COUNTY SAFETY IMPROVEMENTS. MN33/CSAH7 REDUCED CONFLICT INTERSECTION	0.00	SH	CHANNELIZATION	HSIP	388,889	350,000	-	-	-	-	38,889

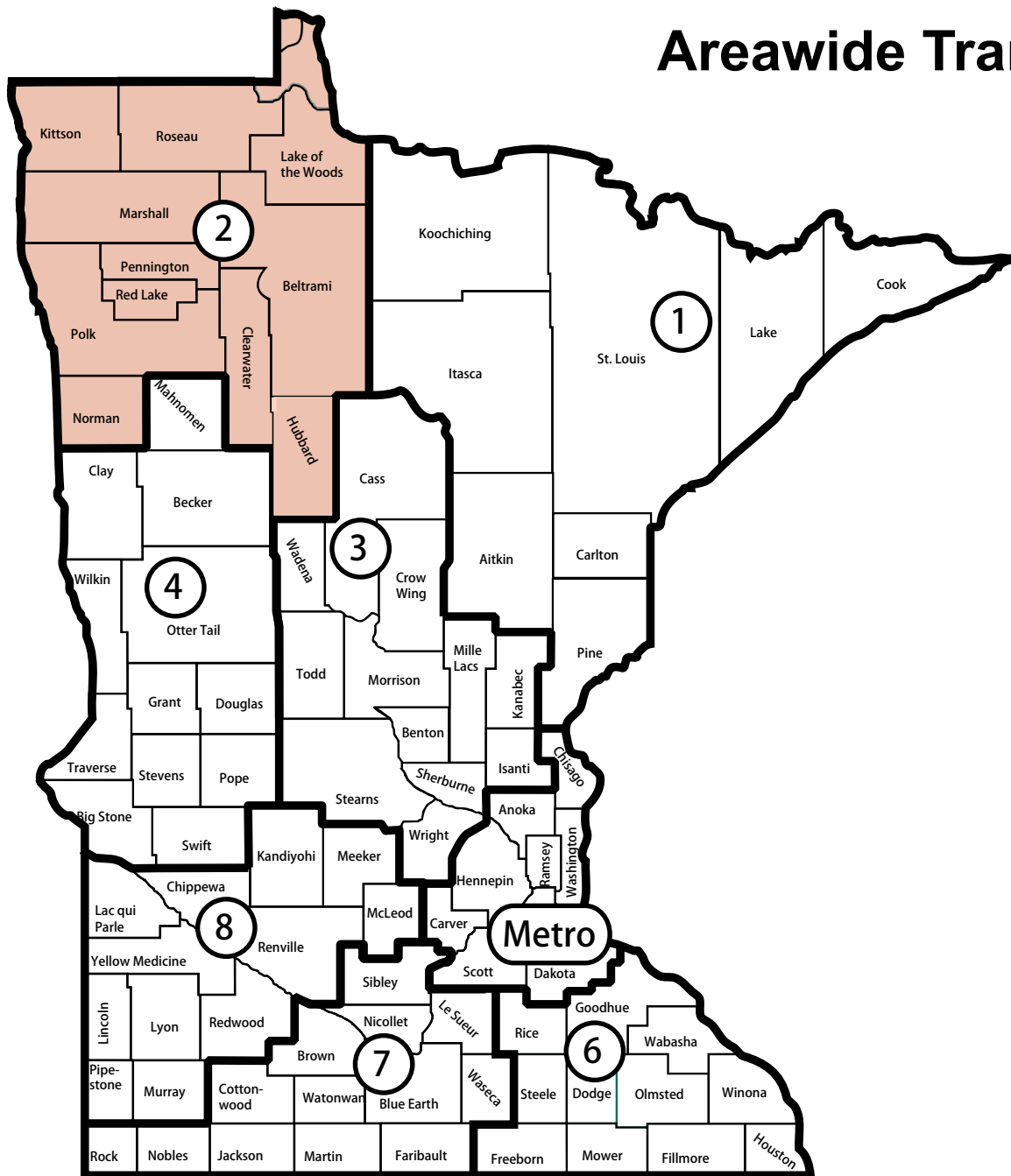
ATP 1																
SFY 2019-2022 STATE TRANSPORTATION IMPROVEMENT PROGRAM (STIP)																
SORT BY: ATP, YEAR, TRANSIT, RAIL, LOCAL SP, MNDOT SP, SETASIDE																
SEQ#	ROUTE SYSTEM	PROJECT NUMBER (SP)	YEAR	AGENCY	PROJECT DESCRIPTION	MILE	PRGM	WORK TYPE	PROPOSED FUND	STIP TOTAL	FHWA	AC	FTA	TH	BOND	OTHER
209	CSAH 7	069-070-045	2022	ST. LOUIS COUNTY	**SEC164** ST LOUIS COUNTY SAFETY IMPROVEMENTS MN37/CSAH 7 CONSTRUCT ROUNDABOUT (TIED TO 6947-55)	0.00	SH	CHANNELIZATION	HSIP	750,000	750,000	-	-	-	-	-
210	CSAH 137	069-070-046	2022	ST. LOUIS COUNTY	**SEC164** ST LOUIS COUNTY SAFETY IMPROVEMENTS. US169/CSAH 137 REDUCED CONFLICT INTERSECTION (TIED TO 6935-93)	0.00	SH	CHANNELIZATION	HSIP	350,000	350,000	-	-	-	-	-
211	CSAH 5	069-605-049	2022	ST. LOUIS COUNTY	CSAH 5 FROM 1.2 MI NORTH OF TH 73 TO CSAH 81, IN CITY OF HIBBING. MILL & OVERLAY.	7.26	RS	MILL AND OVERLAY	STBGP	1,440,000	1,100,000	-	-	-	-	340,000
212	CSAH 9	069-609-047	2022	ST. LOUIS COUNTY	CSAH 9 FROM ANOKA ST TO ARROWHEAD RD IN DULUTH, BIT MILL & OVERLAY	0.00	RD	BITUMINOUS OVERLAY	STBGP	1,218,750	650,000	-	-	-	-	568,750
213	CSAH 37	069-637-025	2022	ST. LOUIS COUNTY	CSAH 37 FROM WOODLAND AVE TO GLENWOOD AVE IN DULUTH, ROUNDABOUT, BIT MILL & OVERLAY	0.00	RD	ROUNDABOUT	STBGP	1,050,000	690,000	-	-	-	-	360,000
214	CSAH 101	069-701-007	2022	ST. LOUIS COUNTY	BR #7759 REPLACEMENT OVER EAST TWO RIVER, 0.25 MI E OF CR 315 TO 0.35 MI E CR 315 IN MT IRON	0.10	BR	BRIDGE REPLACEMENT	BROS	900,000	576,000	-	-	-	-	324,000
215	LOCAL	089-591-001	2022	LOCAL	FOND DU LAC SRTS SIDEWALKS PROJECT	0.00	EN	SIDEWALKS	STBGTAP	285,000	228,000	-	-	-	-	57,000
216	MSAS 157	118-157-023	2022	DULUTH	WOODLAND AVE FROM 200 FT SOUTH OF ARROWHEAD RD TO ARROWHEAD RD IN DULUTH, CONC SIDEWALK, CURB RAMPS, TRAFFIC SIGNAL INSTALLATION	0.00	RD	SIDEWALKS	STBGP	93,750	75,000	-	-	-	-	18,750
217	MSAS 160	118-160-024	2022	DULUTH	ARROWHEAD RD FROM DODGE AVE TO WOODLAND AVE IN DULUTH, BIT MILL & OVERLAY, CURB & GUTTER, CONC SIDEWALK, TRAFFIC CONTROL, CURB RAMPS, TRAFFIC SIGNAL REVISION & INSTALLATION	0.00	RD	BITUMINOUS OVERLAY	STBGP	925,000	665,000	-	-	-	-	260,000
218	MSAS 162	118-162-016	2022	DULUTH	GLENWOOD ST FROM 500 FT EAST OF JCT SNIVELY RD/GLENWOOD ST, TO JCT SNIVELY RD/GLENWOOD ST, RECONSTRUCTION, ROUNDABOUT, CONC SIDEWALK, AGG BASE, BIT BASE, CURB & GUTTER	0.00	RD	ROUNDABOUT	STBGP	375,000	300,000	-	-	-	-	75,000
219	MSAS 163	118-163-004	2022	DULUTH	IN DULUTH, RECONSTRUCTION, ROUNDABOUT, CURB & GUTTER CONC SIDEWALK FROM 500 FT W JCT OF SNIVELY RD-GLENWOOD ST TO JCT SNIVELY RD-GLENWOOD ST	0.20	RD	ROUNDABOUT	STBGP	375,000	300,000	-	-	-	-	75,000
220	LOCAL	131-199-007	2022	HIBBING	IN HIBBING 25TH ST FROM TH 169 TO NORTH DUBLIN RD, AGG SHLDR, BIT PAVEMENT REPLACEMENT	0.00	RD	BITUMINOUS OVERLAY	STBGP	1,200,000	720,000	-	-	-	-	480,000
221	MN 47	0108-29	2022	MNDOT	MN 47, AITKIN/MILLE LACS CO LINE TO 305TH LANE/T-86, MILL & OVERLAY, INCLUDE LEFT TURN LANE AT JCT MN 18 (DESIGNED BY DISTRICT 3 AND FUNDED BY ATP-1 \$3,300,000)	14.50	RS	MILL AND OVERLAY	NA	-	-	-	-	-	-	-

ATP 1																
SFY 2019-2022 STATE TRANSPORTATION IMPROVEMENT PROGRAM (STIP)																
SORT BY: ATP, YEAR, TRANSIT, RAIL, LOCAL SP, MNDOT SP, SETASIDE																
SEQ#	ROUTE SYSTEM	PROJECT NUMBER (SP)	YEAR	AGENCY	PROJECT DESCRIPTION	MILE	PRGM	WORK TYPE	PROPOSED FUND	STIP TOTAL	FHWA	AC	FTA	TH	BOND	OTHER
222	MN 47	0108-29M	2022	MNDOT	MN 47, 0.64 MI. SO. 230TH ST/CEMETERY RD TO 305TH LANE/T-86 MILL & OVERLAY (TO BE FUNDED BY DISTRICT 1 UNDER SP 0108-29M \$3,300,000)	7.90	RS	MILL AND OVERLAY	SF	3,300,000	-	-	-	3,300,000	-	-
223	MN 210	0118-22M	2022	MNDOT	**SPP** MN 210, FROM 0.4 MI E OF THE E JCT MN TH 6 IN DEERWOOD TO 0.1 MI WEST OF 9TH AVE NW IN AITKIN, CONCRETE PAVEMENT REHAB & PLANNING (DESIGNED BY DISTRICT 3, \$3.5M. ATP 1 FUNDING SP 0118-22M \$1,750,000) TIED SP1807-31	4.67	RD	CONCRETE PAVEMENT REPAIR	NHPP	1,750,000	1,400,000	-	-	350,000	-	-
224	MN 210/169	0119-30M	2022	MNDOT	MN 210/169, FROM THE RIPPLE RIVER IN AITKIN TO THE US 169 NORTH JCT IN HASSMAN, UNBONDED CONCRETE OVERLAY, INCLUDING RTL'S AND LTL'S AT THE INTERSECTION OF TH 210 AND CSAH 12/CR 83 EAST OF AITKIN; AND ON US 169 FROM JCT MN 210 AT HASSMAN NORTH TO MISSISSIPPI RIVER BRIDGE - DISTRICT 3 DESIGN AND FUNDING FOR \$7.5M (SP 0119-30), DISTRICT 1 FUNDING FOR \$6.5M (SP 0119-30M)	0.32	SH	CONCRETE OVERLAY	SF	6,500,000	-	-	-	6,500,000	-	-
225	MN 1	3101-38	2022	MNDOT	**ELLA**MN 1, 0.5 MI. N BASS LAKE RD TO 0.7 MI. S. JCT CR 542/CR 550/MN 1, RECLAIM.	8.97	RD	BITUMINOUS RECLAMATION	SF	3,600,000	-	-	-	3,600,000	-	-
226	US 2	3102-50M	2022	MNDOT	US 2, FROM CASS CSAH 91 TO ITASCA CSAH 18, BITUMINOUS MILL & OVERLAY (DESIGNED BY DIST 2, FUNDED BY ATP 3 UNDER SP 1102-70M \$7.7M & ATP 1 UNDER SP 3102-50M \$0.8M. TOTAL \$8.5M)	15.92	RS	MILL AND OVERLAY	NHPP	800,000	640,000	-	-	160,000	-	-
227	US 2	3104-60	2022	MNDOT	US 2/65, UPSCOPE PROJECT FROM A THICK MILL AND OVERLAY TO A RECLAIM. PRAIRIE RIVER TO TH 200 (186.09 TO 211.03 - 24.47 MILES). INTERSECTION SAFETY IMPROVEMENTS AT TH 65 AND TH 2 (ROUNDAABOUT)	24.47	RD	MILL AND OVERLAY	SF	17,900,000	-	-	-	17,900,000	-	-
228	MN 65	3609-42	2022	MNDOT	MN 65 FROM N. JCT MN 1 TO 0.5 MI. S. CSAH 8. RECLAIM & MILL & OVERLAY (ASSOC. 3113-07)	33.16	RD	BITUMINOUS RECLAMATION	SF	12,400,000	-	-	-	12,400,000	-	-
229	MN 1	3801-18	2022	MNDOT	**TRLF** MN 1, US FOREST ROUTE 553 TO US FOREST ROUTE 424, RECONSTRUCTION (TRLF PAYBACK 10 OF 10)	5.15	RC	GRADING ONLY	SF	187,000	-	-	-	187,000	-	-
230	MN 61	3804-61	2022	MNDOT	**ELLA**SPP**MN 61 EXPRESSWAY NB&SB FROM 0.1 MI. S. KNIFE RIVER TO 0.2 MI. S CSAH 61, SCENIC DR, MILL & OVERLAY (ASSOC 6926-55)	6.81	RS	MILL AND OVERLAY	NHPP	5,500,000	4,400,000	-	-	1,100,000	-	-
231	MN 61	3808-38	2022	MNDOT	MN 61 AT MANITOU RIVER, REPAIR BR# 9002, FLOOR & FOOTINGS	0.15	BI	BOX CULVERT	STBGP	1,050,000	840,000	-	-	210,000	-	-

ATP 1																
SFY 2019-2022 STATE TRANSPORTATION IMPROVEMENT PROGRAM (STIP)																
SORT BY: ATP, YEAR, TRANSIT, RAIL, LOCAL SP, MNDOT SP, SETASIDE																
SEQ#	ROUTE SYSTEM	PROJECT NUMBER (SP)	YEAR	AGENCY	PROJECT DESCRIPTION	MILE	PRGM	WORK TYPE	PROPOSED FUND	STIP TOTAL	FHWA	AC	FTA	TH	BOND	OTHER
232	MN 23	5807-30	2022	MNDOT	MN 23 OVER I-35, REPLACE BR# 9791 & I-35 CONSTRUCT CROSS OVERS, GUARDRAIL AND GRADING FOR BR# 9791 (ASSOC. 5880-197)	0.05	BR	BRIDGE REPLACEMENT	SF	3,000,000	-	-	-	3,000,000	-	-
233	MN 23	5809-16	2022	MNDOT	MN 23, IN SANDSTONE, FROM 0.06 MI. N ORIOLE ST E. TO JCT MERCHANT ST, CSAH 66 IN ASKOV, COLD INPLACE RECYCLE, MILL & OVERLAY & JCT MN 18/CSAH 61 INTERSECTION, LIGHTING REVISIONS. (ASSOC. 5807-29, 5803-38, 5808-24)	7.48	RD	BIT COLD INPLACE RECYCLING	STBGP	3,700,000	2,960,000	-	-	740,000	-	-
234	MN 70	5814-06	2022	MNDOT	MN 70, 0.4 MI E JCT CROIX LANE E. BR# 58004 REPAIR OVER ST. CROIX RIVER. WISCONSIN IS LEAD AGENCY	0.10	BI	BRIDGE REHAB	SF	475,000	-	-	-	475,000	-	-
235	US 53	6916-113	2022	MNDOT	JCT US 53/MN 194/LINDAHL RD CONSTRUCT REDUCED CONFLICT INTERSECTION (ASSOC.6932-14)	0.01	SH	CHANNELIZATION	HSIP	750,000	675,000	-	-	75,000	-	-
236	US 53	6917-140	2022	MNDOT	**SPP**AC**US 53 NB ONLY** 1.3MI N JCT CSAH-47 SWAN LAKE RD. TO 0.1M S JCT CEMETERY RD. RECLAIM. (AC PROJECT, PAYBACK IN 2023)	12.08	RD	BITUMINOUS RECLAMATION	NHPP	5,900,000	4,320,000	2,000,000	-	1,580,000	-	-
237	MN 194	6932-14	2022	MNDOT	MN 194, JCT US 2 TO W. JCT US 53. MILL & OVERLAY, CONSTRUCT ROUNDABOUT AT CSAH 13/MIDWAY RD. & CONSTRUCT REDUCED CONFLICT INTERSECTION JCT US 53/MN 194/LINDAHL RD (ASSOC. 6916-113)	7.64	RS	MILL AND OVERLAY	NHPP	3,950,000	3,160,000	-	-	790,000	-	-
238	US 169	6935-93	2022	MNDOT	**SEC164** US 169 IN MOUNTAIN IRON. CONSTRUCT REDUCED CONFLICT INTERSECTION AT JCT US169/CSAH 137 (TIED TO 069-070-046)	0.01	SH	CHANNELIZATION	HSIP	400,000	400,000	-	-	-	-	-
239	MN 37	6947-55	2022	MNDOT	**SEC164** MN 37 AT JCT CSAH 7. CONSTRUCT ROUND A BOUT. (TIED TO 069-070-045)	0.50	SH	ROUNDABOUT	HSIP	1,000,000	1,000,000	-	-	-	-	-
240	I 35	6982-318	2022	MNDOT	**SPP** I 35, IN PROCTOR AT THOMPSON HILL, FROM 0.51 SO. BOUNDARY AVE. TO N END BRIDGE NO. 69879 OVER MN 23, RECONSTRUCT PAVEMENT.	2.69	RC	CONCRETE PAVEMENT REPAIR	NHPP	13,000,000	11,700,000	-	-	1,300,000	-	-
241	I 35	6982-322CMG4	2022	MN	**17NEW** TWIN PORTS INTERCHANGE, GMGC DELIVERY COST IN FY2022	0.00	MC	RECONST.	SF	1,700,000	-	-	-	1,700,000	-	-
242	MN 999	8801-AM-22	2022	MNDOT	DISTRICTWIDE SETASIDE - LOCAL PARTNERSHIP PROGRAM (LPP) - 2022	0.00	AM	MISC. AGREEMENT	SF	200,000	-	-	-	200,000	-	-
243	MN 999	8801-CA-22	2022	MNDOT	DISTRICTWIDE SETASIDES - EXTERNAL PROJECT DELIVERY - 2022	0.00	CA	MISC. AGREEMENT	SF	4,050,000	-	-	-	4,050,000	-	-
244	MN 999	8801-CL-22	2022	MNDOT	DISTRICTWIDE SETASIDE - HYDRAULICS - 2022	0.00	DR	CULVERT REHAB	SF	2,000,000	-	-	-	2,000,000	-	-
245	MN 999	8801-PD-22	2022	MNDOT	DISTRICTWIDE SETASIDES - INTERNAL PROJECT DELIVERY - 2022	0.00	CA	MISC. AGREEMENT	SF	950,000	-	-	-	950,000	-	-

ATP 1																
SFY 2019-2022 STATE TRANSPORTATION IMPROVEMENT PROGRAM (STIP)																
SORT BY: ATP, YEAR, TRANSIT, RAIL, LOCAL SP, MNDOT SP, SETASIDE																
SEQ#	ROUTE SYSTEM	PROJECT NUMBER (SP)	YEAR	AGENCY	PROJECT DESCRIPTION	MILE	PRGM	WORK TYPE	PROPOSED FUND	STIP TOTAL	FHWA	AC	FTA	TH	BOND	OTHER
246	MN 999	8801-PM-22	2022	MNDOT	DISTRICTWIDE PREVENTIVE MAINTENANCE/PAVEMENT REHAB (FY 22)	0.00	PM	BIT CRACK & SEALING	SF	2,000,000	-	-	-	2,000,000	-	-
247	MN 999	8801-RB-22	2022	MNDOT	DISTRICTWIDE STASIDE FOR LANDSCAPING PARTNERSHIP - 2022	0.00	RB	LANDSCAPE PARTNERSHIP	SF	30,000	-	-	-	30,000	-	-
248	MN 999	8801-RW-22	2022	MNDOT	DISTRICTWIDE SETASIDES - R/W ACQUISITION/ACC MGMT-2022	0.00	RW	RIGHT OF WAY PURCHASE	SF	2,000,000	-	-	-	2,000,000	-	-
249	MN 999	8801-RX-22	2022	MNDOT	DISTRICTWIDE SETASIDES - ROAD REPAIR-2022	0.00	RX	BARC	SF	2,000,000	-	-	-	2,000,000	-	-
250	MN 999	8801-SA-22	2022	MNDOT	DISTRICTWIDE SETASIDES - SUPPLEMENTAL AGREEMENT -2022	0.00	SA	SUPP. AGREE & COST OVERRUNS	SF	5,000,000	-	-	-	5,000,000	-	-
251	MN 999	8801-SE-22	2022	MNDOT	DISTRICTWIDE SETASIDE - SAFETY ENHANCEMENT - 2022	0.00	SC	MISC. AGREEMENT	SF	1,640,000	-	-	-	1,640,000	-	-
252	MN 999	8801-SG-22	2022	MNDOT	DISTRICTWIDE SETASIDE - SIGNING, STRIPING, LIGHTING - 2022	0.00	SC	MISC. AGREEMENT	SF	750,000	-	-	-	750,000	-	-
Total										140,507,628	43,344,815	2,000,000	2,360,000	75,987,000	-	18,815,813

Areawide Transportation Partnership (ATP) Boundaries



DISTRICT 2

Craig Collison
Transportation District Engineer
(218) 755-6549
3920 Hwy 2 West
Bemidji, Minnesota 56601
General Information: (218) 755-6500

ATP 2																
SFY 2019-2022 STATE TRANSPORTATION IMPROVEMENT PROGRAM (STIP)																
SORT BY: ATP, YEAR, TRANSIT, RAIL, LOCAL SP, MNDOT SP, SETASIDE																
SEQ#	ROUTE SYSTEM	PROJECT NUMBER (SP)	YEAR	AGENCY	PROJECT DESCRIPTION	MILE	PRGM	WORK TYPE	PROPOSED FUND	STIP TOTAL	FHWA	AC	FTA	TH	BOND	OTHER
253	BB	TRF-0018-19A	2019	EAST GRAND FORKS	EAST GRAND FORKS DAR TRANSIT OPERATING ASSISTANCE	0.00	TR	TRANSIT OPERATIONS	LF	69,000	-	-	-	-	-	69,000
254	BB	TRF-0018-19B	2019	EAST GRAND FORKS	SECT 5307: EAST GRAND FORKS FIXED ROUTE TRANSIT OPERATING ASSISTANCE	0.00	B9	TRANSIT OPERATIONS	FTA	360,000	-	-	89,000	-	-	271,000
255	BB	TRF-0018-19C	2019	EAST GRAND FORKS	SECT 5307: EAST GRAND FORKS FARE COLLECTION EQUIPMENT (MOBILE)	0.00	B9	TRANSIT GRANT CAP IMP (NON-VEHICLE)	FTA	220,000	-	-	176,000	-	-	44,000
256	BB	TRF-0018-19ZO	2019	EAST GRAND FORKS	EAST GRAND FORKS; SFY 2019 GREATER MN NEW SERVICE EXPANSION OPERATING FUNDS (7/1/18- 6/30/19)	0.00	TR	TRANSIT OPERATIONS	LF	230,000	-	-	-	-	-	230,000
257	RR	4502-24	2019	MNDOT	BNSF RR, INSTALL GATES, MN 1, E BRIDGE AVENUE, WARREN, MARSHALL COUNTY	0.00	SR	RR X-ING IMP.	RRS	260,000	234,000	-	-	26,000	-	-
258	RR	60-00135	2019	MNDOT	BSNF RR, INSTALL GATES AT CR 201, 350TH AVE SE, TOWNSHIP OF ROSEBUD, POLK COUNTY	0.00	SR	RR X-ING IMP.	RRS	225,000	202,500	-	-	-	-	22,500
259	RR	68-00113	2019	MNDOT	CN RR, INSTALL GATES, CSAH 74, LAKE ST NE, WARROAD, ROSEAU COUNTY	0.00	SR	RR X-ING IMP.	RRS	290,938	145,469	-	-	-	-	145,469
260	RR	68-00114	2019	MNDOT	CN RR, INSTALL GATES, M 71, WASHINGTON ST SE, WARROAD, ROSEAU COUNTY	0.00	SR	RR X-ING IMP.	RRS	234,876	117,438	-	-	-	-	117,438
261	CSAH 9	004-070-025	2019	BELTRAMI COUNTY	CSAH 9, FROM US 2 TO CSAH 26, 2' PAVED SHOULDER WITH RUMBLE STRIPS, SAFETY WEDGE AND 6" EDGELINE PAVEMENT MARKING (CAPPED \$99,879)	6.90	SH	PAVEMENT MARKINGS	HSIP	110,977	99,879	-	-	-	-	11,098
262	LOCAL	004-090-006	2019	BELTRAMI COUNTY	RED LAKE NATION SAFE PATH, FROM MN 1 TO THE RED LAKE ELEMENTARY SCHOOL AND EARLY CHILDHOOD CENTER, PHASE 1, PED/BIKE TRAIL (CAPPED \$70,00)	0.60	EN	NEW TRAIL	STBGAP	87,500	70,000	-	-	-	-	17,500
263	CSAH 9	004-609-008	2019	BELTRAMI COUNTY	CSAH 9, FROM US 2 TO CSAH 26, BITUMINOUS RECLAIM (CAPPED \$1,870,752)	12.50	RD	BITUMINOUS RECLAMATION	STBGP	3,650,000	1,870,752	-	-	-	-	1,779,248
264	CSAH 39	004-639-016	2019	BELTRAMI COUNTY	CSAH 39, BETWEEN BLACKDUCK AND CO RD 300, RECONSTRUCTION	2.80	RC	RECONST.	FLAP	2,800,000	1,000,000	-	-	-	-	1,800,000
265	CSAH 10	035-070-009	2019	KITTSOON COUNTY	CSAH 10, FROM US 59 TO KITTSOON/ROSEAU CO LINE, 2' PAVED SHOULDER WITH RUMBLE STRIPS, SAFETY WEDGE AND 6" EDGELINE PAVEMENT MARKING (CAPPED \$334,541) (ASSOCIATED TO SP 035-610-017)	12.70	SH	PAVEMENT MARKINGS	HSIP	371,715	334,541	-	-	-	-	37,174
266	CSAH 10	035-610-017	2019	KITTSOON COUNTY	CSAH 10, FROM US 59 TO ROSEAU COUNTY LINE, BITUMINOUS OVERLAY (CAPPED \$510,000) (ASSOCIATED SP 035-070-009)	12.52	RS	BITUMINOUS OVERLAY	STBGP	1,280,000	510,000	-	-	-	-	770,000

ATP 2																
SFY 2019-2022 STATE TRANSPORTATION IMPROVEMENT PROGRAM (STIP)																
SORT BY: ATP, YEAR, TRANSIT, RAIL, LOCAL SP, MNDOT SP, SETASIDE																
SEQ#	ROUTE SYSTEM	PROJECT NUMBER (SP)	YEAR	AGENCY	PROJECT DESCRIPTION	MILE	PRGM	WORK TYPE	PROPOSED FUND	STIP TOTAL	FHWA	AC	FTA	TH	BOND	OTHER
267	CR 144	045-598-021	2019	MARSHALL COUNTY	CO RD 144, 1.5 MI NW OF ALVARADO, REPLACE OLD BR 7004 WITH NEW BR 45577, OVER THE SNAKE RIVER (CAPPED \$676,800)	0.00	BR	BRIDGE REPLACEMENT	BROS	846,000	676,800	-	-	-	-	169,200
268	CSAH 7	045-607-011	2019	MARSHALL COUNTY	CSAH 7, FROM MN 32 TO MARSHALL CSAH 12, MILL & OVERLAY (CAPPED \$480,000)	4.00	RS	MILL AND OVERLAY	STBGP	650,000	480,000	-	-	-	-	170,000
269	CSAH 38	054-070-010	2019	NORMAN COUNTY	CSAH 38, FROM S COUNTY LINE TO CSAH 31, 2' SHOULDER PAVE, RUMBLE STRIPS, SAFETY EDGE, 6" EDGELINE MARKINGS (CAPPED \$152,910)	6.00	SH	PAVE SHOULDER	HSIP	169,900	152,910	-	-	-	-	16,990
270	LOCAL	054-591-001	2019	NORMAN COUNTY	PED/BIKE TRAIL IN HALSTAD (CAPPED \$200,000)	0.00	EN	NEW TRAIL	STBGTAP	251,060	200,000	-	-	-	-	51,060
271	CSAH 17	057-070-012	2019	PENNINGTON COUNTY	CSAH 17, FROM CSAH 3 TO CSAH 8, 2' SHOULDER PAVE, RUMBLE STRIPS, 6" WIDE EDGELINE AND SAFETY EDGE (TIED WITH 057-070-013 & 057-070-014) (CAPPED \$162,000)	5.40	SH	PAVE SHOULDER	HSIP	180,000	162,000	-	-	-	-	18,000
272	CSAH 8	057-070-013	2019	PENNINGTON COUNTY	CSAH 8, FROM CSAH 17 TO TH 59, 2' SHOULDER PAVE, RUMBLE STRIPS, 6" WIDE EDGELINE AND SAFETY EDGE (TIED WITH 057-070-012 & 057-070-014) (CAPPED \$75,600)	2.10	SH	PAVE SHOULDER	HSIP	84,000	75,600	-	-	-	-	8,400
273	CSAH 16	057-070-014	2019	PENNINGTON COUNTY	CSAH 16, FROM TH 32 TO TH 59, RUMBLE STRIPS (TIED WITH 057-070-012 & 057-070-013) (CAPPED \$4,500)	2.40	SH	EDGELINE RUMBLE STRIPS	HSIP	5,000	4,500	-	-	-	-	500
274	LOCAL	060-090-003	2019	POLK COUNTY	FOSSTON, VETERAN'S PARK/EAST POLK HERITAGE CENTER WALKING PATHS (ASSOCIATED SP 6005-67) (CAPPED \$165,000)	0.00	EN	NEW TRAIL	STBGTAP	179,000	165,000	-	-	-	-	14,000
275	LOCAL	088-070-058	2019	LOCAL	DISTRICTWIDE 6" HI-BUILD LATEX PAVEMENT MARKINGS (CAPPED \$404,611)	0.00	SH	PAVEMENT MARKINGS	HSIP	449,568	404,611	-	-	-	-	44,957
276	CITY	105-127-004	2019	BEMIDJI	IN BEMIDJI, ON 30TH ST NW FROM RIDGEWAY AVE TO HANNAH AVE, BITUMINOUS REPLACEMENT & MULTI-MODEL BIKE PATH AND ON HANNAH AVE FROM MN 197 TO 30TH ST NW, MILL & OVERLAY (ASSOCIATED SP 105-132-002) (CAPPED \$860,000)	0.72	RC	RECONST.	STBGP	1,074,500	860,000	-	-	-	-	214,500
277	MN 1	0404-34	2019	MNDOT	**ELLA** MN 1, FROM E RED LAKE RESERVATION BORDER TO W JCT MN 72, (BUSY CORNERS) MILL & OVERLAY	12.40	RS	MILL AND OVERLAY	STBGP	1,583,604	1,266,883	-	-	316,721	-	-
278	MN 1	0404-38	2019	MNDOT	MN 1, FROM MN 89 TO 2.2 MI E OF MN 89, MILL & OVERLAY AND BITUMINOUS REPLACEMENT IN RED LAKE & NEW BOX CULVERT 04X06 (RED LAKE NATION LEAD)	2.20	AM	MILL AND OVERLAY	STBGP	4,150,000	3,320,000	-	-	830,000	-	-

ATP 2																
SFY 2019-2022 STATE TRANSPORTATION IMPROVEMENT PROGRAM (STIP)																
SORT BY: ATP, YEAR, TRANSIT, RAIL, LOCAL SP, MNDOT SP, SETASIDE																
SEQ#	ROUTE SYSTEM	PROJECT NUMBER (SP)	YEAR	AGENCY	PROJECT DESCRIPTION	MILE	PRGM	WORK TYPE	PROPOSED FUND	STIP TOTAL	FHWA	AC	FTA	TH	BOND	OTHER
279	US 2	0406-62	2019	MNDOT	US 2, TRAFFIC SIGNAL REVISION AT THE JCT US 2 AND MOBERG DR/ADAMS AVE, W OF BEMIDJI AND EXTEND TURNS ON US 2, EBL AND WBL	1.50	SC	TRAFFIC SIGNAL REVISION	SF	370,000	-	-	-	370,000	-	-
280	US 71	0410-52	2019	MNDOT	US 71, AT THE INTERSECTION OF THE OFF RAMP OF US 71 & CSAH 15 (IRVINE AVE), INTERSECTION RECONSTRUCTION (LOCAL LEAD)	0.00	AM	ROUNDABOUT	SF	1,000,000	-	-	-	1,000,000	-	-
281	US 71	0411-17	2019	MNDOT	**SPP** US 71, FROM MN 72 IN BLACKDUCK TO 100 FEET N OF ITASCA/KOOCHICHING CO LINE, BIT REMOVAL WITH NEW PAVEMENT (DESIGNED & FUNDED BY DIST 2, \$2.8M & FUNDED BY ATP 1 UNDER SP 3114-55M \$2.4M)(TIED TO SP 3114-55M)	12.76	RD	BITUMINOUS RECLAMATION	NHPP	2,800,000	2,240,000	-	-	560,000	-	-
282	MN 371	1119-37	2019	MNDOT	MN 371, FROM 0.1 MI S OF SHINGO BEE RD TO SHINGO BEE RIVER (DESIGNED BY DIST 2, FUNDED BY ATP 3 UNDER SP 1119-37M \$300,000 SF)	0.30	AM	TURN LANES	NA	-	-	-	-	-	-	-
283	MN 371	1120-56	2019	MNDOT	**SPP** MN 371, FROM 50' BNSF RAILROAD TRACKS TO US 2, BITUMINOUS REPLACEMENT & ON US 2, EB & WB, UPGRADE TRAFFIC SIGNALS & LOOPS IN CASS LAKE, (DESIGNED BY DIST 2, FUNDED BY ATP 3 UNDER SP 1120-56M \$1,500,000)	0.38	RC	RECONST.	NA	-	-	-	-	-	-	-
284	US 71	2904-15	2019	MNDOT	US 71, FROM S OF HUBBARD CSAH 15 TO 8TH ST IN PARK RAPIDS & ON HUBBARD CSAH 15 FROM 500' W TO 500' E OF US 71, S OF PARK RAPIDS, INTERSECTION RECONSTRUCTION, CONSTRUCT ROUNDABOUT	0.70	SC	ROUNDABOUT	NHPP	3,561,000	1,881,200	-	-	470,300	-	1,209,500
285	US 71	2904-15S	2019	MNDOT	US 71, INTERSECTION RECONSTRUCTION, ROUNDABOUT AT TH 71 & HUBBARD CSAH 15 INTERSECTION, S OF PARK RAPIDS (2018 HSIP FUNDS)	0.00	SH	ROUNDABOUT	HSIP	375,000	337,500	-	-	37,500	-	-
286	US 71	2905-36	2019	MNDOT	**ELLA** US 71, FROM 0.8 MI N OF MN 34 (MAIN AVE N) IN PARK RAPIDS TO 0.3 MI S OF THE W JCT MN 200 (ITASCA STATE PARK) M&O (SFY 2019 PM SAS)	19.60	RS	MILL AND OVERLAY	SF	1,926,596	-	-	-	1,926,596	-	-
287	US 71	2907-12	2019	MNDOT	**SPP** US 71, 0.3 MI N OF E JCT MN 200, REPLACE OLD BRIDGE 4577 WITH BOX CULVERT 29X02, OVER KABEKONA RIVER & APPROACHES	0.30	BR	BRIDGE REPLACEMENT	NHPP	690,000	552,000	-	-	138,000	-	-

ATP 2																
SFY 2019-2022 STATE TRANSPORTATION IMPROVEMENT PROGRAM (STIP)																
SORT BY: ATP, YEAR, TRANSIT, RAIL, LOCAL SP, MNDOT SP, SETASIDE																
SEQ#	ROUTE SYSTEM	PROJECT NUMBER (SP)	YEAR	AGENCY	PROJECT DESCRIPTION	MILE	PRGM	WORK TYPE	PROPOSED FUND	STIP TOTAL	FHWA	AC	FTA	TH	BOND	OTHER
288	US 75	3508-28	2019	MNDOT	**TED** US 75, FROM S JCT CSAH 10 TO 0.3 MI N OF S JCT CSAH 10, REROUTE CANOLA PLANT ENTRANCE & CONSTRUCT A RIGHT TURN LANE (LOCAL LEAD)	0.30	AM	TURN LANES	SF	380,000	-	-	-	315,000	-	65,000
289	MN 1	3602-26	2019	MNDOT	MN 1, IN NORTHOME, FROM MN 46 TO 0.3 MI E OF THE JCT MN 46, BITUMINOUS REPLACEMENT & REPAVE OFF ROAD PED/BIKE TRAIL (DESIGNED AND FUNDED BY DIST 2, \$100,000 & FUNDED BY ATP 1 UNDER SP 3602-26M \$1,000,000) (TIED TO SP 3602-26M)	0.30	RC	RECONST.	STBGP	100,000	80,000	-	-	20,000	-	-
290	MN 72	3903-30	2019	MNDOT	MN 72, FROM 2.9 MI S OF BELTRAMI/LAKE OF THE WOODS CO LINE TO 2.1 MI N OF CSAH 1, MILL & OVERLAY	14.00	RS	MILL AND OVERLAY	STBGP	2,100,000	1,680,000	-	-	420,000	-	-
291	US 75	4507-53	2019	MNDOT	US 75, FROM 3.1 MI S OF DONALDSON TO 5.5 MI S OF DONALDSON - REPLACE BR 6256 WITH BR 45X16, BR 6257 WITH BR 45X17 AND BR 8397 WITH BR 45X18 AND APPROACH	2.90	BR	BRIDGE REPLACEMENT	STBGP	1,300,000	1,040,000	-	-	260,000	-	-
292	MN 220	4512-36	2019	MNDOT	MN 220, 0.1 MI N OF MN 317, REPLACE OLD BR 9625 WITH NEW BRIDGE 45013 & 5.6 MI N OF MN 317, REPLACE OLD BR 9627 WITH NEW BRIDGE 45012 & APPROACHES	0.00	BR	BRIDGE REPLACEMENT	STBGP	3,000,000	2,400,000	-	-	600,000	-	-
293	MN 32	5404-27	2019	MNDOT	MN 32, 0.8 MI S OF THE S JCT MN 200 (N OF TWIN VALLEY), REPLACE OLD BR 9020 WITH NEW BOX CULVERT 54X11, OVER MASHAUG CREEK & APPROACHES	0.20	BR	BRIDGE REPLACEMENT	STBGP	1,790,000	1,432,000	-	-	358,000	-	-
294	US 75	5406-18	2019	MNDOT	US 75, IN HENDRUM, FROM 0.4 MI S OF THE S CITY LIMITS TO 0.2 MI N OF THE N CITY LIMITS, CONCRETE PAVEMENT REHAB & GRADE RAISE	1.10	RC	CONCRETE PAVEMENT REHAB	STBGP	3,500,000	2,400,000	-	-	600,000	-	500,000
295	US 75	5409-32	2019	MNDOT	US 75, IN HALSTAD, FROM 0.6 MI S OF THE N JCT MN 200 TO 0.6 MI N OF THE N JCT MN 200, CONCRETE PAVEMENT	1.20	RC	RECONST.	STBGP	3,400,000	2,320,000	-	-	580,000	-	500,000
296	MN 32	5703-49	2019	MNDOT	**TED**MN 32, AT THE INTERSECTION OF MN 32 WITH CSAH 16 & CSAH 8, S OF THIEF RIVER FALLS, CONSTRUCT A ROUNDABOUT (LOCAL LEAD; SAP 057-608-008)	0.00	AM	ROUNDABOUT	SF	7,000,000	-	-	-	1,000,000	-	6,000,000
297	MN 32	5703-50	2019	MNDOT	MN 32, 0.2 MI S OF PENNINGTON CSAH 7, REPLACE BR 96099 OVER COUNTY DITCH #1 (RED LAKE WATERSHED IS LEAD)	0.10	AM	BRIDGE REPLACEMENT	SF	400,000	-	-	-	400,000	-	-

ATP 2																
SFY 2019-2022 STATE TRANSPORTATION IMPROVEMENT PROGRAM (STIP)																
SORT BY: ATP, YEAR, TRANSIT, RAIL, LOCAL SP, MNDOT SP, SETASIDE																
SEQ#	ROUTE SYSTEM	PROJECT NUMBER (SP)	YEAR	AGENCY	PROJECT DESCRIPTION	MILE	PRGM	WORK TYPE	PROPOSED FUND	STIP TOTAL	FHWA	AC	FTA	TH	BOND	OTHER
298	US 2	6005-62	2019	MNDOT	**ELLA**SPP** US 2, WBL - FROM 6,100 FT E OF 360TH AVE SE (E OF FOSSTON) TO 2,000 FT W OF CSAH 4, (GILBERTSON CURVE), REALIGN CURVE & REPLACE BR 60002 WITH BOX CULVERT 60X12	1.20	RC	PROFILE CHANGE AND REPAVE	NHPP	2,398,288	1,918,630	-	-	479,658	-	-
299	US 2	6005-67	2019	MNDOT	FOSSTON, VETERAN'S PARK/EAST POLK HERITAGE CENTER WALKING PATHS (MNDOT SHARE) (ASSOCIATED TO SP 060-090-003, FOSSTON EN PROJECT)	0.00	EN	NEW TRAIL	SF	27,250	-	-	-	27,250	-	-
300	CR 201	6005-71	2019	MNDOT	WIDEN CR 201 WITHIN RW LIMITS TO ACCOMMODATE THE INSTALLATION OF GATES & SIGNALS TO BNSF RR CROSSING ON CR 201, 1.0 MI E OF FOSSTON (LENGBY RD) (COOPERATIVE AGREEMENT WITH POLK COUNTY)	0.00	AM	PROFILE CHANGE AND REPAVE	SF	25,000	-	-	-	25,000	-	-
301	MN 220	6016-43	2019	MNDOT	MN 220, 0.5 MI W OF CLIMAX, PAINT BR 9239 & ON MN 32, IN RED LAKE FALLS, PAINT BR 5921	0.00	BI	BRIDGE PAINTING	SF	805,000	-	-	-	805,000	-	-
302	MN 999	8802-AM-19	2019	MNDOT	DISTRICTWIDE SETASIDE - LOCAL PARTNERSHIP PROGRAM (LPP) - 2019	0.00	AM	COOP CONST AGREEMENT	SF	475,000	-	-	-	475,000	-	-
303	MN 999	8802-CA-19	2019	MNDOT	DISTRICTWIDE SETASIDE - EXTERNAL PROJECT DELIVERY - 2019	0.00	CA	MISC. AGREEMENT	SF	3,049,900	-	-	-	3,049,900	-	-
304	MN 999	8802-MA-19	2019	MNDOT	DISTRICTWIDE - MISC AGREEMENTS - 2019	0.00	MA	MISC. AGREEMENT	SF	200,000	-	-	-	200,000	-	-
305	MN 999	8802-PD-19	2019	MNDOT	DISTRICTWIDE SETASIDE - INTERNAL PROJECT DELIVERY - 2019	0.00	CA	MISC. AGREEMENT	SF	850,100	-	-	-	850,100	-	-
306	MN 999	8802-RW-19	2019	MNDOT	DISTRICTWIDE SETASIDE - RIGHT OF WAY - 2019	0.00	RW	RIGHT OF WAY PURCHASE	SF	500,000	-	-	-	500,000	-	-
307	MN 999	8802-RX-19	2019	MNDOT	DISTRICTWIDE SETASIDE - BARC - 2019	0.00	RX	BARC	SF	1,700,000	-	-	-	1,700,000	-	-
308	MN 999	8802-SA-19	2019	MNDOT	DISTRICTWIDE SETASIDE - SA/OVERRUN - 2019	0.00	SA	SUPP. AGREE & COST OVERRUNS	SF	2,200,000	-	-	-	2,200,000	-	-
Total										65,735,772	30,634,213	-	265,000	20,540,025	-	14,296,534

ATP 2																
SFY 2019-2022 STATE TRANSPORTATION IMPROVEMENT PROGRAM (STIP)																
SORT BY: ATP, YEAR, TRANSIT, RAIL, LOCAL SP, MNDOT SP, SETASIDE																
SEQ#	ROUTE SYSTEM	PROJECT NUMBER (SP)	YEAR	AGENCY	PROJECT DESCRIPTION	MILE	PRGM	WORK TYPE	PROPOSED FUND	STIP TOTAL	FHWA	AC	FTA	TH	BOND	OTHER
309	BB	TRF-0018-20A	2020	EAST GRAND FORKS	EAST GRAND FORKS DAR TRANSIT OPERATING ASSISTANCE	0.00	TR	TRANSIT OPERATIONS	LF	70,000	-	-	-	-	-	70,000
310	BB	TRF-0018-20B	2020	EAST GRAND FORKS	SECT 5307: EAST GRAND FORKS FIXED ROUTE TRANSIT OPERATING ASSISTANCE	0.00	B9	TRANSIT OPERATIONS	FTA	525,000	-	-	90,000	-	-	435,000
311	BB	TRF-0018-20C	2020	EAST GRAND FORKS	SECT 5307: EAST GRAND FORKS; SUPPORT EQUIP/ FACILITIES-EQUIPMENT	0.00	B9	TRANSIT GRANT CAP IMP (NON-VEHICLE)	FTA	200,000	-	-	160,000	-	-	40,000
312	LOCAL 999	004-591-001	2020	BELTRAMI COUNTY	KELLIHER SCHOOL, SAFE ROUTES TO SCHOOL INITIATIVE, CONSTRUCT SIDEWALKS AND TRAILS (CAPPED \$335,000)	0.00	EN	NEW TRAIL	STBGAP	418,750	335,000	-	-	-	-	83,750
313	CSAH 20	054-620-014	2020	NORMAN COUNTY	CSAH 20, 4.0 MI S & 2.0 MI W OF ADA, REPLACE OLD BR 1302 WITH NEW BR 54J29 OVER A STREAM & APPROACHES (CAPPED \$280,000)	0.00	BR	BRIDGE REPLACEMENT	BROS	350,000	280,000	-	-	-	-	70,000
314	CSAH 1	060-601-059	2020	POLK COUNTY	CSAH 1, FROM THE RED RIVER OF THE NORTH TO CITY LIMITS OF NIELSVILLE, RECONSTRUCTION AND REPLACE OLD BR 5767 WITH NEW BRIDGE 60565, OVER THE RED RIVER OF THE NORTH (CAPPED \$1,640,000)	2.30	BR	BRIDGE REPLACEMENT	STBGP	4,450,000	1,640,000	-	-	-	-	2,810,000
315	CSAH 8	068-608-012	2020	ROSEAU COUNTY	CSAH 8, FROM CSAH 3 TO TH 89, BITUMINOUS OVERLAY (CAPPED \$1,300,000)	13.70	RS	BITUMINOUS OVERLAY	STBGP	2,040,000	1,300,000	-	-	-	-	740,000
316	LOCAL	088-070-059	2020	LOCAL	DISTRICTWIDE 6" HI-BUILD LATEX PAVEMENT MARKINGS (CAPPED \$295,661)	0.00	SH	PAVEMENT MARKINGS	HSIP	328,242	295,661	-	-	-	-	32,581
317	MN 1	170-010-007	2020	THIEF RIVER FALLS	THIEF RIVER FALLS, CONSTRUCT ROUNDABOUT AT TH 1 & BROOKS AVE, NEW FRONTAGE RD FROM RUBY AVE TO WESTSIDE MOTORS, OVERLAY EXISTING FRONTAGE RD FROM RUBY AVE TO BROOKS AVE, & NEW BIKEPATH FROM RR TRACKS TO JCT TH 59 & TH1 (CAPPED \$860,000) (TIED WITH 5701-31)	1.20	RC	ROUNDABOUT	STBGP	1,074,500	860,000	-	-	-	-	214,500
318	MN 1	0404-36	2020	MNDOT	MN 1, FROM 2.2 MI E OF MN 89 TO E RED LAKE RESERVATION BOUNDARY, CULVERT REPLACEMENT, TURN LANES AND REPLACE BR 424 WITH NEW BOX CULVERT 04X05 AND APPROACHES (RED LAKE NATION LEAD)	9.60	AM	BRIDGE REPLACEMENT	SF	1,500,000	-	-	-	1,500,000	-	-
319	MN 72	0412-27	2020	MNDOT	MN 72, N OF US 71, REPLACE OLD BR 91110 WITH BOX CULVERT 04X08 & OLD BR 8339 WITH BOX CULVERT 04X07 AND N OF MN 1 REPLACE OLD BR 88115 WITH BOX CULVERT 04X09 & APPROACHES	0.00	BR	BRIDGE REPLACEMENT	STBGP	1,900,000	1,520,000	-	-	380,000	-	-
320	MN 200	1106-16	2020	MNDOT	MN 200, WHIPHOLT ROADSIDE PARKING AREA, RESTORATION	0.00	RB	HISTORIC PRESERVATION	STBGP	300,000	240,000	-	-	60,000	-	-

ATP 2																
SFY 2019-2022 STATE TRANSPORTATION IMPROVEMENT PROGRAM (STIP)																
SORT BY: ATP, YEAR, TRANSIT, RAIL, LOCAL SP, MNDOT SP, SETASIDE																
SEQ#	ROUTE SYSTEM	PROJECT NUMBER (SP)	YEAR	AGENCY	PROJECT DESCRIPTION	MILE	PRGM	WORK TYPE	PROPOSED FUND	STIP TOTAL	FHWA	AC	FTA	TH	BOND	OTHER
321	MN 200	2908-29	2020	MNDOT	MN 200, FROM 0.24 MI E OF CSAH 45 TO CSAH 30, E OF LAPORTE, GRADE RAISE AND REPAVE	0.60	RD	PROFILE CHANGE AND REPAVE	STBGP	1,200,000	960,000	-	-	240,000	-	-
322	MN 6	3107-49	2020	MNDOT	MN 6, FROM US 2 TO CR 128 IN DEER RIVER, M&O (ADA) & ON US 2 FROM 2ND AVE NW TO 1ST ST SE, AND REPLACE BR 3758, 4.5 MI N OF DEER RIVER OVER A STREAM (DESIGNED BY DIST 2, FUNDED BY ATP 1 \$2.15M)	4.30	RD	MILL AND OVERLAY	NA	-	-	-	-	-	-	-
323	MN 6	3107-51	2020	MNDOT	MN 6, 1.6 MI N CR 136 TO 0.9 MI N MN 286, MILL & OVERLAY (DESIGNED BY DIST 2, FUNDED BY ATP 1 UNDER SP 3107-51M \$2,610,000) (TIED TO 3107-53)	7.60	RS	MILL AND OVERLAY	NA	-	-	-	-	-	-	-
324	MN 6	3107-53	2020	MNDOT	MN 6, 23.2 MI N OF DEER RIVER, REPLACE BR 91063, OVER LITTLE TOO MUCH LAKE AND APPROACHES, (DESIGNED BY DIST 2, FUNDED BY ATP 1 UNDER SP 3107-53M, \$890,000) (TIED TO 3107-51)	0.60	BR	BRIDGE REPLACEMENT	NA	-	-	-	-	-	-	-
325	MN 172	3904-24	2020	MNDOT	MN 172, FROM MN 11 TO WHEELERS POINT RESORT, MILL & OVERLAY	11.50	RS	MILL AND OVERLAY	STBGP	2,800,000	2,240,000	-	-	560,000	-	-
326	MN 1	4501-49	2020	MNDOT	IN WARREN, ON MN 1, FROM MONTANA ST TO SEVENTH ST & ON US 75 FROM 970' S OF MN 1 TO PLEASANT AVE, BITUMINOUS MILL & OVERLAY & PED RAMPS & IN ARGYLE, ON US 75, FROM 2ND ST TO 4TH ST, ADA, PED RAMPS (TIED TO 5703-46, MN 32 & SP 5703-47, MN 32)	1.90	RS	MILL AND OVERLAY	STBGP	1,651,000	1,307,200	-	-	326,800	-	17,000
327	US 59	4505-15	2020	MNDOT	US 59, IN NEWFOLDEN REPLACE BR 9544 AND 4.5 MI N OF NEWFOLDEN, REPLACE BR 9546 AND APPROACHES (BOTH BRIDGES ARE BOX CULVERTS)	0.00	BR	BRIDGE REPLACEMENT	STBGP	1,110,000	888,000	-	-	222,000	-	-
328	MN 9	5410-26	2020	MNDOT	**ELLA** MN 9, FROM 0.5 N OF THE CLAY/NORMAN CO LINE TO 0.3 MI S OF THE JCT MN 200 IN ADA, MILL & OVERLAY	9.40	RS	MILL AND OVERLAY	STBGP	1,500,000	1,200,000	-	-	300,000	-	-
329	MN 1	5701-31	2020	MNDOT	INTERSECTION OF W JCT ON MN 1/US 59 - W OF THIEF RIVER FALLS, ROUNDABOUT & ON MN 1 FROM CSAH 16 TO KINNEY AVE, GRADE & BITUMINOUS SURFACE (TIED TO SP 170-010-007, MN 1)	1.20	RC	ROUNDABOUT	STBGP	3,875,000	3,000,000	-	-	750,000	-	125,000
330	MN 1	5701-31S	2020	MNDOT	INTERSECTION OF W JCT ON MN 1/US 59 - W OF THIEF RIVER FALLS, ROUNDABOUT (2020 HSIP FUNDS)	0.10	SH	ROUNDABOUT	HSIP	750,000	675,000	-	-	75,000	-	-

ATP 2																
SFY 2019-2022 STATE TRANSPORTATION IMPROVEMENT PROGRAM (STIP)																
SORT BY: ATP, YEAR, TRANSIT, RAIL, LOCAL SP, MNDOT SP, SETASIDE																
SEQ#	ROUTE SYSTEM	PROJECT NUMBER (SP)	YEAR	AGENCY	PROJECT DESCRIPTION	MILE	PRGM	WORK TYPE	PROPOSED FUND	STIP TOTAL	FHWA	AC	FTA	TH	BOND	OTHER
331	MN 32	5703-46	2020	MNDOT	MN 32, IN ST. HILLAIRE FROM CSAH 55 WEST TO 8TH ST E, BITUMINOUS MILL & OVERLAY, ADA & PED RAMPS (TIED TO 5703-47, MN 32 & 4501-49, MN 1)	0.90	RS	MILL AND OVERLAY	STBGP	594,000	464,000	-	-	116,000	-	14,000
332	MN 32	5703-47	2020	MNDOT	MN 32, FROM 8TH ST IN ST. HILLAIRE TO S LIMITS OF THIEF RIVER FALLS, MILL & OVERLAY (TIED TO 5703-46, MN 32 & SP 4501-49, MN 1)	6.40	RS	MILL AND OVERLAY	STBGP	1,210,000	968,000	-	-	242,000	-	-
333	US 2	6003-34	2020	MNDOT	US 2, WBL - FROM 0.8 MI E OF POLK CSAH 44 TO W OF MN 32, MILL & OVERLAY	5.20	RS	MILL AND OVERLAY	NHPP	2,800,000	2,240,000	-	-	560,000	-	-
334	MN 11	6803-40	2020	MNDOT	**SPP**MN 11, IN WARROAD, FROM MN 313 TO CSAH 5, ADA/SIGNAL IMPROVEMENTS AND 1500' OF RECONSTRUCTION FROM ELK ST TO N END OF BR 9059	1.54	SC	TRAFFIC SIGNAL REVISION	NHPP	2,050,000	1,520,000	-	-	380,000	-	150,000
335	MN 313	6810-11	2020	MNDOT	MN 313, FROM MN 11 TO US/CANADA BORDER, MILL & OVERLAY	6.30	RS	MILL AND OVERLAY	STBGP	1,250,000	960,000	-	-	240,000	-	50,000
336	MN 999	8802-AM-20	2020	MNDOT	DISTRICTWIDE SETASIDE - LOCAL PARTNERSHIP PROGRAM (LPP) - 2020	0.00	AM	COOP CONST AGREEMENT	SF	500,000	-	-	-	500,000	-	-
337	MN 999	8802-CA-20	2020	MNDOT	DISTRICTWIDE SETASIDE - EXTERNAL PROJECT DELIVERY - 2020	0.00	CA	MISC. AGREEMENT	SF	1,800,000	-	-	-	1,800,000	-	-
338	MN 999	8802-MA-20	2020	MNDOT	DISTRICTWIDE - MISC AGREEMENTS - 2020	0.00	MA	MISC. AGREEMENT	SF	200,000	-	-	-	200,000	-	-
339	MN 999	8802-PD-20	2020	MNDOT	DISTRICTWIDE SETASIDE - INTERNAL PROJECT DELIVERY - 2020	0.00	CA	MISC. AGREEMENT	SF	1,100,000	-	-	-	1,100,000	-	-
340	MN 999	8802-PM-20	2020	MNDOT	DISTRICTWIDE SETASIDE - PREVENTIVE MAINTENANCE - 2020	0.00	PM	PREVENTIVE MAINTENANCE	SF	1,800,000	-	-	-	1,800,000	-	-
341	MN 999	8802-RW-20	2020	MNDOT	DISTRICTWIDE SETASIDE - RIGHT OF WAY - 2020	0.00	RW	RIGHT OF WAY PURCHASE	SF	500,000	-	-	-	500,000	-	-
342	MN 999	8802-RX-20	2020	MNDOT	DISTRICTWIDE SETASIDE - BARC - 2020	0.00	RX	BARC	SF	1,700,000	-	-	-	1,700,000	-	-
343	MN 999	8802-SA-20	2020	MNDOT	DISTRICTWIDE SETASIDE - SA/OVERRUN - 2020	0.00	SA	SUPP. AGREE & COST OVERRUNS	SF	2,100,000	-	-	-	2,100,000	-	-
344	LOCAL 999	8802-SHL-20	2020	LOCAL	LOCAL 999, DISTRICTWIDE - LOCAL HSIP 2020	0.00	SH	SAFETY TARGET	HSIP	782,599	704,339	-	-	-	-	78,260
Total										44,429,091	23,597,200	-	250,000	15,651,800	-	4,930,091

ATP 2																
SFY 2019-2022 STATE TRANSPORTATION IMPROVEMENT PROGRAM (STIP)																
SORT BY: ATP, YEAR, TRANSIT, RAIL, LOCAL SP, MNDOT SP, SETASIDE																
SEQ#	ROUTE SYSTEM	PROJECT NUMBER (SP)	YEAR	AGENCY	PROJECT DESCRIPTION	MILE	PRGM	WORK TYPE	PROPOSED FUND	STIP TOTAL	FHWA	AC	FTA	TH	BOND	OTHER
345	BB	TRF-0018-21A	2021	EAST GRAND FORKS	EAST GRAND FORKS DAR TRANSIT OPERATING ASSISTANCE	0.00	TR	TRANSIT OPERATIONS	FTA	71,000	-	-	-	-	-	71,000
346	BB	TRF-0018-21B	2021	EAST GRAND FORKS	SECT 5307: EAST GRAND FORKS FIXED ROUTE TRANSIT OPERATING ASSISTANCE	0.00	B9	TRANSIT OPERATIONS	FTA	546,000	-	-	94,000	-	-	452,000
347	BB	TRF-0018-21C	2021	EAST GRAND FORKS	SECT 5339: EAST GRAND FORKS PURCHASE ONE (1) CLASS 500 REPLACEMENT VEHICLE	0.00	BB	TRANSIT VEHICLE PURCHASE	FTA	165,000	-	-	132,000	-	-	33,000
348	LOCAL 999	015-090-002	2021	CLEARWATER COUNTY	CLEARBROOK MULTI-USE TRAIL (CAPPED \$224,000)	0.00	EN	NEW TRAIL	STBGAP	280,000	224,000	-	-	-	-	56,000
349	CSAH 2	015-602-027	2021	CLEARWATER COUNTY	CSAH 2, FROM CSAH 13 TO US 2, MILL & OVERLAY (CAPPED \$1,680,000)	4.60	RS	MILL AND OVERLAY	STBGP	2,100,000	1,680,000	-	-	-	-	420,000
350	CSAH 22	045-622-004	2021	MARSHALL COUNTY	CSAH 22, 2.5 MI N OF CSAH 5, REPLACE BRIDGE 45509 (CAPPED \$960,000)	0.00	BR	BRIDGE REPLACEMENT	BROS	1,200,000	960,000	-	-	-	-	240,000
351	CSAH 26	045-626-003	2021	MARSHALL COUNTY	CSAH 26, FROM CSAH 27 TO NORTH COUNTY LINE & ON CSAH 27, FROM CSAH 1 TO CSAH 26, BITUMINOUS OVERLAY (CAPPED \$240,000)	5.30	RS	BITUMINOUS OVERLAY	STBGP	325,000	240,000	-	-	-	-	85,000
352	CSAH 1	060-601-061	2021	POLK COUNTY	CSAH 1, FROM CSAH 10 TO US 59 (WINGER), BITUMINOUS OVERLAY (CAPPED \$570,000)	7.40	RS	BITUMINOUS OVERLAY	STBGP	770,000	570,000	-	-	-	-	200,000
353	CSAH 16	060-616-010	2021	POLK COUNTY	CSAH 16, FROM US 75 TO CSAH 9 (WEST OF CROOKSTON), BITUMINOUS OVERLAY (CAPPED \$450,000)	7.00	RS	BITUMINOUS OVERLAY	STBGP	605,000	450,000	-	-	-	-	155,000
354	Local	088-070-068	2021	LOCAL	DISTRICTWIDE PAVEMENT MARKING INSTALLATION (CAPPED \$425,635)	0.00	SH	PAVEMENT MARKINGS	HSIP	472,928	425,635	-	-	-	-	47,293
355	City	115-144-008	2021	CROOKSTON	IN CROOKSTON, ON S BROADWAY ST, REHAB BR 6705 (CAPPED \$860,000)	0.00	BI	BRIDGE REPAIR	STBGP	1,075,000	860,000	-	-	-	-	215,000
356	LOCAL 999	119-591-006	2021	EAST GRAND FORKS	EAST GRAND FORKS, SAFE ROUTES TO SCHOOL, SIDEWALK EXTENSIONS ON 20TH AVE SE AND 13TH ST SE (CAPPED \$137,000)	0.00	EN	SIDEWALKS	STBGAP	171,250	137,000	-	-	-	-	34,250
357	LOCAL 999	119-591-007	2021	EAST GRAND FORKS	EAST GRAND FORKS, SAFE ROUTES TO SCHOOL, TRAINING AND SUPPLIES, NON-INFRASTRUCTURE (CAPPED \$30,000)	0.00	EN	EDUCATION AND SAFETY	STBGAP	37,500	30,000	-	-	-	-	7,500
358	MN 1	0404-37	2021	MNDOT	MN 1, FROM 2.2 MI E OF MN 89 TO E RED LAKE RESERVATION BOUNDARY, MILL & OVERLAY (RED LAKE NATION LEAD)	9.60	AM	MILL AND OVERLAY	SF	1,700,000	-	-	-	1,700,000	-	-
359	US 2	0406-67	2021	MNDOT	US 2, EB & WB, FROM MN 89 TO BELTRAMI CSAH 9, SERIES OF REDUCED CONFLICT INTERSECTIONS	3.60	SC	TURN LANES	STBGP	1,622,000	1,297,600	-	-	324,400	-	-
360	US 2	0406-67S	2021	MNDOT	US 2, EB & WB, FROM MN 89 TO BELTRAMI CSAH 9, SERIES OF REDUCED CONFLICT INTERSECTIONS (2021 HSIP FUNDS)	3.60	SH	TURN LANES	HSIP	778,000	700,000	-	-	78,000	-	-

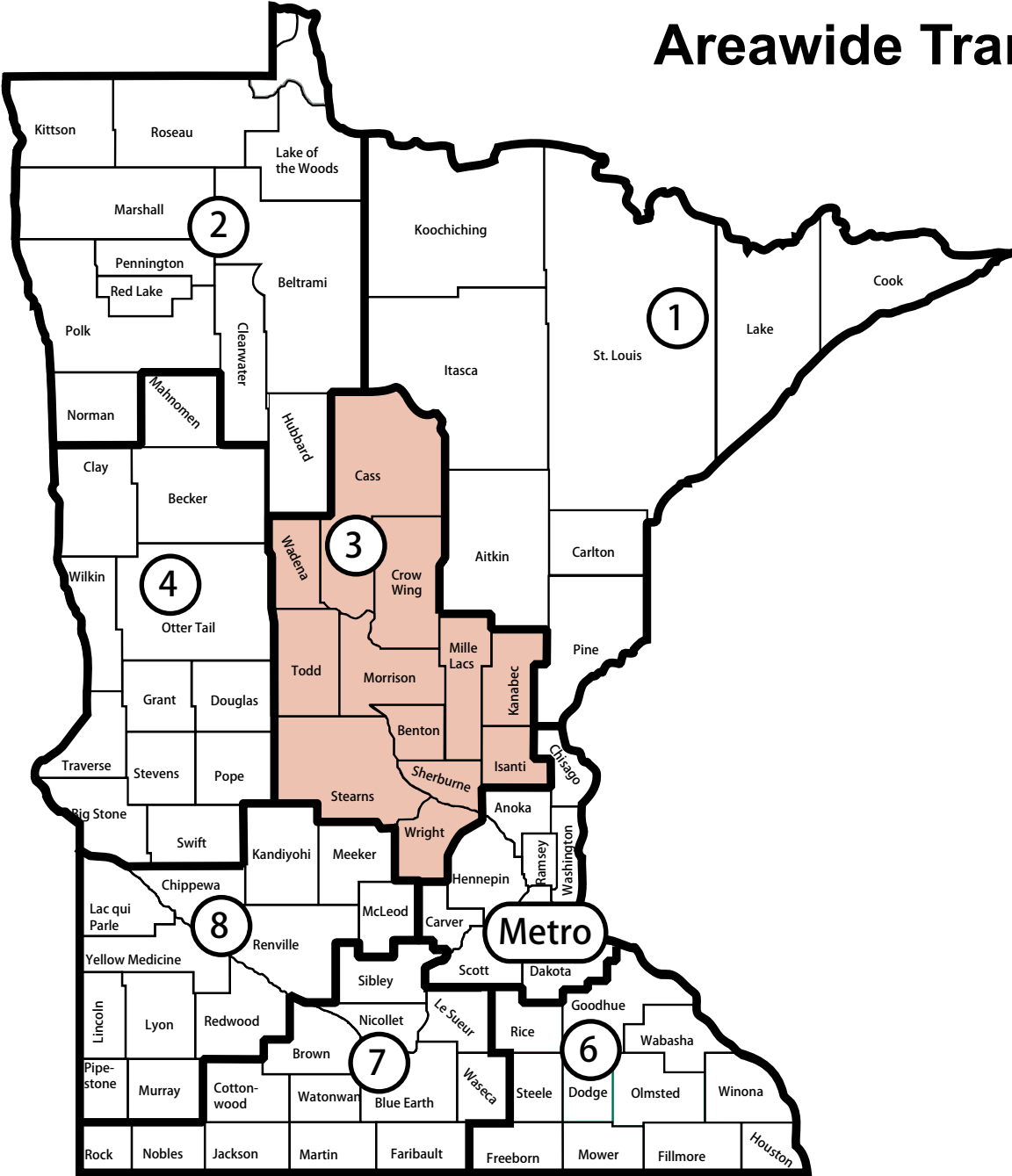
ATP 2																
SFY 2019-2022 STATE TRANSPORTATION IMPROVEMENT PROGRAM (STIP)																
SORT BY: ATP, YEAR, TRANSIT, RAIL, LOCAL SP, MNDOT SP, SETASIDE																
SEQ#	ROUTE SYSTEM	PROJECT NUMBER (SP)	YEAR	AGENCY	PROJECT DESCRIPTION	MILE	PRGM	WORK TYPE	PROPOSED FUND	STIP TOTAL	FHWA	AC	FTA	TH	BOND	OTHER
361	MN 200	1106-15	2021	MNDOT	**17NEW**MN 200, FROM JCT MN 371 TO MN 84, MILL & OVERLAY AND REPLACE BR 8136 WITH BOX CULVERT 11X06 & BR 8533 WITH BOX CULVERT 11X07 (DESIGNED BY DIST 2, FUNDED BY ATP 3 UNDER SP 1106-15M \$7.6M STP/SM AND \$3.0M 17NEW, TOTAL \$10.6M)	15.61	RS	MILL AND OVERLAY	NA	-	-	-	-	-	-	-
362	US 2	1502-28	2021	MNDOT	**ELLA**SPP** US 2, IN BAGLEY, EB, FROM PARK AVE TO 1.2 MI E OF MN 92 AND WB FROM PARK AVE TO 0.2 MI E OF MN 92, ADA & MILL & OVERLAY	3.70	RS	MILL AND OVERLAY	NHPP	1,600,000	1,280,000	-	-	320,000	-	-
363	MN 200	1504-15	2021	MNDOT	MN 200, FROM 0.5 MI E OF THE MAHNOMEN/CLEARWATER CO LINE TO MN 92 (ZERKEL), BIT RECLAIM	7.67	RD	BITUMINOUS RECLAMATION	SF	3,000,000	-	-	-	3,000,000	-	-
364	MN 11	3902-26	2021	MNDOT	**SPP**ON MN 11, 3.7 MI E OF THE EAST JCT MN 72, BR 39011 OVER SILVER CREEK, ON MN 89, 5.3 MI N OF MN 11, BR 68005 OVER ROSEAU RIVER, ON MN 9, 0.3 MI S OF MN 200, BR 6694 OVER MARSH RIVER, & ON MN 32, 2.1 MI S OF MN 11, BR 68004, LOW SLUMP OVERLAYS & APPROACHES	0.00	BI	BRIDGE DECK OVERLAY	STBGP	1,200,000	960,000	-	-	240,000	-	-
365	MN 1	5702-47	2021	MNDOT	**ELLA** MN 1, FROM PENNINGTON CSAH 18 (THIEF RIVER FALLS) TO MN 219, BITUMINOUS RECLAIM	15.90	RD	BITUMINOUS RECLAMATION	STBGP	6,300,000	5,040,000	-	-	1,260,000	-	-
366	US 2	6001-61	2021	MNDOT	**SPP**AB** US 2, WBL - FROM 0.5 MILES W OF THE W JCT OF MN 220 (EAST GRAND FORKS) TO 0.3 MI E OF POLK CSAH 15 (FISHER), CRACK & OVERLAY	14.60	RS	CRACK AND OVERLAY	NHPP	10,800,000	8,640,000	-	-	2,160,000	-	-
367	US 2	6004-26	2021	MNDOT	**17NEW**CHAP5**CHAP3**US 2, EB, FROM 0.8 MI W OF JCT MN 32 (MARCoux) TO 1.8 MI WEST OF JCT US 59 (ERSKINE), CONCRETE PAVEMENT REPLACEMENT & REHAB BR 91262	14.20	RD	CONCRETE PAVEMENT REPAIR	BF	24,800,000	-	-	-	-	24,800,000	-
368	US 59	6008-17	2021	MNDOT	**SPP** US 59, FROM 0.8 MI N OF SAND HILL RIVER BRIDGE TO S RAMP OF RR BRIDGE, MILL & OVERLAY AND ADA IMPROVEMENTS IN WINGER	9.30	RS	MILL AND OVERLAY	NHPP	2,906,000	2,324,800	-	-	581,200	-	-
369	MN 999	8802-AM-21	2021	MNDOT	DISTRICTWIDE SETASIDE - LOCAL PARTNERSHIP PROGRAM (LPP) - 2021	0.00	AM	COOP CONST AGREEMENT	SF	500,000	-	-	-	500,000	-	-
370	MN 999	8802-CA-21	2021	MNDOT	DISTRICTWIDE SETASIDE - EXTERNAL PROJECT DELIVERY - 2021	0.00	CA	MISC. AGREEMENT	SF	1,200,000	-	-	-	1,200,000	-	-
371	MN 999	8802-MA-21	2021	MNDOT	DISTRICTWIDE - MISC AGREEMENTS - 2021	0.00	MA	MISC. AGREEMENT	SF	200,000	-	-	-	200,000	-	-

ATP 2																
SFY 2019-2022 STATE TRANSPORTATION IMPROVEMENT PROGRAM (STIP)																
SORT BY: ATP, YEAR, TRANSIT, RAIL, LOCAL SP, MNDOT SP, SETASIDE																
SEQ#	ROUTE SYSTEM	PROJECT NUMBER (SP)	YEAR	AGENCY	PROJECT DESCRIPTION	MILE	PRGM	WORK TYPE	PROPOSED FUND	STIP TOTAL	FHWA	AC	FTA	TH	BOND	OTHER
372	MN 999	8802-PD-21	2021	MNDOT	DISTRICTWIDE SETASIDE - INTERNAL PROJECT DELIVERY - 2021	0.00	CA	MISC. AGREEMENT	SF	1,100,000	-	-	-	1,100,000	-	-
373	MN 999	8802-RW-21	2021	MNDOT	DISTRICTWIDE SETASIDE - RIGHT OF WAY - 2021	0.00	RW	RIGHT OF WAY PURCHASE	SF	500,000	-	-	-	500,000	-	-
374	MN 999	8802-RX-21	2021	MNDOT	DISTRICTWIDE SETASIDE - BARC - 2021	0.00	RX	BARC	SF	2,000,000	-	-	-	2,000,000	-	-
375	MN 999	8802-SA-21	2021	MNDOT	DISTRICTWIDE SETASIDE - SA/OVERRUN - 2021	0.00	SA	SUPP. AGREE & COST OVERRUNS	SF	2,200,000	-	-	-	2,200,000	-	-
376	Local 999	8802-SHL-21	2021	LOCAL	LOCAL 999, DISTRICTWIDE - LOCAL HSIP - 2021	0.00	SH	SAFETY TARGET	HSIP	304,823	274,365	-	-	-	-	30,458
Total										70,529,501	26,093,400	-	226,000	17,363,600	24,800,000	2,046,501

ATP 2 SFY 2019-2022 STATE TRANSPORTATION IMPROVEMENT PROGRAM (STIP)																
SORT BY: ATP, YEAR, TRANSIT, RAIL, LOCAL SP, MNDOT SP, SETASIDE																
SEQ#	ROUTE SYSTEM	PROJECT NUMBER (SP)	YEAR	AGENCY	PROJECT DESCRIPTION	MILE	PRGM	WORK TYPE	PROPOSED FUND	STIP TOTAL	FHWA	AC	FTA	TH	BOND	OTHER
377	BB	TRF-0018-22A	2022	EAST GRAND FORKS	EAST GRAND FORKS DAR TRANSIT OPERATING ASSISTANCE	0.00	TR	TRANSIT OPERATIONS	LF	72,000	-	-	-	-	-	72,000
378	BB	TRF-0018-22B	2022	EAST GRAND FORKS	SECT 5307: EAST GRAND FORKS FIXED ROUTE TRANSIT OPERATING ASSISTANCE	0.00	B9	TRANSIT OPERATIONS	FTA	562,000	-	-	97,000	-	-	465,000
379	BB	TRF-0018-22D	2022	EAST GRAND FORKS	SECT 5307: EAST GRAND FORKS; PURCHASE CARD VENDING EQUIPMENT	0.00	B9	TRANSIT GRANT CAP IMP (NON-VEHICLE)	FTA	250,000	-	-	200,000	-	-	50,000
380	BB	TRS-0018-22T	2022	EAST GRAND FORKS	EAST GRAND FORKS PURCHASE ONE (1) CLASS 500 REPLACEMENT BUS	0.00	TR	TRANSIT VEHICLE PURCHASE	STBGP	180,000	144,000	-	-	-	-	36,000
381	CSAH 5	004-605-029	2022	BELTRAMI COUNTY	CSAH 5, FROM CSAH 22 TO CSAH 32, BIT RECLAIM (CAPPED \$2,000,000)	12.00	RD	BITUMINOUS RECLAMATION	STBGP	4,500,000	2,000,000	-	-	-	-	2,500,000
382	LOCAL	045-090-006	2022	MARSHALL COUNTY	IN WARREN, SOUTH MCKINLEY SHARED PED/BIKE PATH (CAPPED \$198,280)	0.00	EN	NEW TRAIL	STBGTAP	247,850	198,280	-	-	-	-	49,570
383	CSAH 3	054-603-016	2022	NORMAN COUNTY	CSAH 3, FROM US 75 TO MN 9, BITUMINOUS OVERLAY (CAPPED \$940,000)	13.22	RS	BITUMINOUS OVERLAY	STBGP	1,500,000	940,000	-	-	-	-	560,000
384	LOCAL	105-090-008	2022	BEMIDJI	IN BEMIDJI, 23RD STREET PED/BIKE TRAIL EXTENSION PROJECT (CAPPED \$215,680)	0.00	EN	NEW TRAIL	STBGTAP	269,600	215,680	-	-	-	-	53,920
385	City	119-119-013	2022	EAST GRAND FORKS	INTERSECTION OF BYGLAND ROAD & RHINEHART DRIVE, ROUNDABOUT CONSTRUCTION (CAPPED \$860,000) (ASSOCIATED SP 119-129-003)	0.30	RC	ROUNDABOUT	STBGP	1,670,000	860,000	-	-	-	-	810,000
386	US 71	0410-50	2022	MNDOT	**SPP** US 71, SB & NB FROM MN 197 TO 1.3 MI N OF CSAH 15, BITUMINOUS RECLAIM	4.90	RD	BITUMINOUS RECLAMATION	NHPP	6,000,000	4,800,000	-	-	1,200,000	-	-
387	US 2	1102-69	2022	MNDOT	**ELLA** US 2, FROM END OF 4 LANE (E OF CASS LAKE) TO CSAH 10, MILL & OVERLAY (DESIGNED BY DIST 2, FUNDED BY ATP 3 UNDER 1102-69M \$2.3M)	5.10	RS	MILL AND OVERLAY	NA	-	-	-	-	-	-	-
388	US 2	1102-70	2022	MNDOT	US 2, FROM CASS CSAH 91 TO ITASCA CSAH 18, BITUMINOUS MILL & OVERLAY (DESIGNED BY DIST 2, FUNDED BY ATP 3 UNDER SP 1102-70M \$7.7M & ATP 1 UNDER SP 3102-50M \$0.8M. TOTAL \$8.5M)	15.90	RS	MILL AND OVERLAY	NA	-	-	-	-	-	-	-
389	US 2	1503-34	2022	MNDOT	**SPP** US 2, WBL, 0.8 MI E OF BAGLEY, REPAIR BR #15001	0.00	BI	BRIDGE REPAIR	NHPP	740,000	592,000	-	-	148,000	-	-
390	MN 200	1504-16	2022	MNDOT	MN 200, FROM MAHNOMEN/CLEARWATER CO LINE TO 0.5 MI EAST, SHOULDER WIDENING (ATP 4 IS LEAD)	0.50	SC	SHOULDER WIDENING	SF	500,000	-	-	-	500,000	-	-
391	MN 200	1505-25	2022	MNDOT	**ELLA** MN 200, FROM CSAH 2 (N ENTRANCE TO ITASCA STATE PARK) TO US 71, MILL & OVERLAY	6.50	RS	MILL AND OVERLAY	SF	3,300,000	-	-	-	3,300,000	-	-
392	MN 92	1506-41	2022	MNDOT	MN 92, FROM CSAH 35 TO MN 200 (ZERKEL), BITUMINOUS RECLAIM AND SHOULDER WIDENING	5.10	RD	BITUMINOUS RECLAMATION	STBGP	6,700,000	5,360,000	-	-	1,340,000	-	-

ATP 2 SFY 2019-2022 STATE TRANSPORTATION IMPROVEMENT PROGRAM (STIP)																	
SORT BY: ATP, YEAR, TRANSIT, RAIL, LOCAL SP, MNDOT SP, SETASIDE																	
SEQ#	ROUTE SYSTEM	PROJECT NUMBER (SP)	YEAR	AGENCY	PROJECT DESCRIPTION	MILE	PRGM	WORK TYPE	PROPOSED FUND	STIP TOTAL	FHWA	AC	FTA	TH	BOND	OTHER	
393	MN 34	2902-44	2022	MNDOT	MN 34, IN AKELEY, FROM HILLSIDE AVE TO FRANKLIN AVE, BITUMINOUS REPLACEMENT	0.50	RC	RECONST.	NHPP	4,000,000	3,200,000	-	-	800,000	-	-	
394	MN 64	2913-12	2022	MNDOT	MN 64, 1.5 MI N OF AKELEY, REPLACE BR #90800, OVER A CHANNEL (A CMP-ARCH)	0.00	BR	BRIDGE REPLACEMENT	SF	1,100,000	-	-	-	1,100,000	-	-	
395	US 75	3509-26	2022	MNDOT	IN HALLOCK, ON US 75, FROM 10TH ST S TO 4TH ST N & ON MN 175, FROM 0.2 MI W OF US 75 TO W END BRIDGE 35006, MILL & OVERLAY, ADA AND PED RAMPS	1.50	RS	MILL AND OVERLAY	SF	5,200,000	-	-	-	5,200,000	-	-	
396	US 75	3509-28	2022	MNDOT	US 75, FROM HALLOCK TO CANADIAN BORDER, MILL & OVERLAY, REPLACE BR 1208, BR 1707 & BR 2675 & ON MN 171 FROM E END BR 35007 (NORTH DAKOTA BORDER) TO US 75, MILL & OVERLAY	20.10	RS	MILL AND OVERLAY	SF	8,200,000	-	-	-	8,200,000	-	-	
397	MN 72	3905-10	2022	MNDOT	MN 72, IN BAUDETTE, FROM MN 11 TO CANADIAN BORDER, BITUMINOUS REPLACEMENT	0.40	RC	RECONST.	NHPP	2,200,000	1,760,000	-	-	440,000	-	-	
398	US 2	6005-68	2022	MNDOT	US 2, 11.0 MILES, CONCRETE REPLACEMENT FROM ERSKINE TO FOSSTON	11.00	RC	CONCRETE PAVEMENT REPAIR	SF	24,000,000	-	-	-	24,000,000	-	-	
399	MN 999	8802-AM-22	2022	MNDOT	DISTRICTWIDE SETASIDE - LOCAL PARTNERSHIP PROGRAM (LPP) - 2022	0.00	AM	COOP CONST AGREEMENT	SF	400,000	-	-	-	400,000	-	-	
400	MN 999	8802-CA-22	2022	MNDOT	DISTRICTWIDE SETASIDE - EXTERNAL PROJECT DELIVERY - 2022	0.00	CA	MISC. AGREEMENT	SF	1,600,000	-	-	-	1,600,000	-	-	
401	MN 999	8802-MA-22	2022	MNDOT	DISTRICTWIDE - MISC AGREEMENTS - 2022	0.00	MA	MISC. AGREEMENT	SF	200,000	-	-	-	200,000	-	-	
402	MN 999	8802-PD-22	2022	MNDOT	DISTRICTWIDE SETASIDE - INTERNAL PROJECT DELIVERY - 2022	0.00	CA	MISC. AGREEMENT	SF	1,100,000	-	-	-	1,100,000	-	-	
403	MN 999	8802-RW-22	2022	MNDOT	DISTRICTWIDE SETASIDE - RIGHT OF WAY - 2022	0.00	RW	RIGHT OF WAY PURCHASE	SF	500,000	-	-	-	500,000	-	-	
404	MN 999	8802-RX-22	2022	MNDOT	DISTRICTWIDE SETASIDE - BARC - 2022	0.00	RX	BARC	SF	1,700,000	-	-	-	1,700,000	-	-	
405	MN 999	8802-SA-22	2022	MNDOT	DISTRICTWIDE SETASIDE - SA/OVERRUN - 2022	0.00	SA	SUPP. AGREE & COST OVERRUNS	SF	1,200,000	-	-	-	1,200,000	-	-	
406	LOCAL 999	8802-SHL-22	2022	LOCAL	LOCAL 999, DISTRICTWIDE - LOCAL HSIP 2022	0.00	SH	SAFETY TARGET	HSIP	777,778	700,000	-	-	-	-	77,778	
Total										78,669,228	20,769,960	-	-	297,000	52,928,000	-	4,674,268

Areawide Transportation Partnership (ATP) Boundaries



DISTRICT 3

Dan D. Anderson
Transportation District Engineer
(218) 828-5703
7694 Industrial Park Road
Baxter, Minnesota 56425-8096
General Information: (218) 828-5700
(800)-657-3971

ATP 3																
SFY 2019-2022 STATE TRANSPORTATION IMPROVEMENT PROGRAM (STIP)																
SORT BY: ATP, YEAR, TRANSIT, RAIL, LOCAL SP, MNDOT SP, SETASIDE																
SEQ#	ROUTE SYSTEM	PROJECT NUMBER (SP)	YEAR	AGENCY	PROJECT DESCRIPTION	MILE	PRGM	WORK TYPE	PROPOSED FUND	STIP TOTAL	FHWA	AC	FTA	TH	BOND	OTHER
407	BB	TRF-0048-19A	2019	METRO BUS	SECT 5307: ST. CLOUD MTC; OPERATING ASSISTANCE	0.00	B9	TRANSIT OPERATIONS	FTA	9,300,000	-	-	1,340,000	-	-	7,960,000
408	BB	TRF-0048-19B	2019	METRO BUS	SECT 5307: ST. CLOUD MTC; PREVENTIVE MAINTENANCE	0.00	B9	TRANSIT OPERATIONS	FTA	1,200,000	-	-	960,000	-	-	240,000
409	BB	TRF-0048-19C	2019	METRO BUS	SECT 5307: ST. CLOUD MTC; OFFICE EQUIP, IT, & COMMUNICATION PROJECTS	0.00	B9	TRANSIT GRANT CAP IMP (NON-VEHICLE)	FTA	593,000	-	-	474,400	-	-	118,600
410	BB	TRF-0048-19D	2019	METRO BUS	SECT 5307: ST. CLOUD MTC; CAPITAL MAINTENANCE TOOLS & EQUIPMENT	0.00	B9	TRANSIT GRANT CAP IMP (NON-VEHICLE)	FTA	15,000	-	-	12,000	-	-	3,000
411	BB	TRF-0048-19E	2019	METRO BUS	SECT 5307: ST. CLOUD MTC; CAPITAL BUS SHELTER AMENITIES	0.00	B9	TRANSIT GRANT CAP IMP (NON-VEHICLE)	FTA	25,000	-	-	20,000	-	-	5,000
412	BB	TRF-0048-19G	2019	METRO BUS	SECT 5307: ST. CLOUD MTC; FACILITY IMPROVEMENTS	0.00	B9	TRANSIT GRANT CAP IMP (NON-VEHICLE)	FTA	250,000	-	-	200,000	-	-	50,000
413	BB	TRF-0048-19H	2019	METRO BUS	SECT 5307: ST. CLOUD MTC; CNG CANOPY PHASE II	0.00	B9	TRANSIT GRANT CAP IMP (NON-VEHICLE)	FTA	175,000	-	-	140,000	-	-	35,000
414	BB	TRF-0048-19K	2019	METRO BUS	ST. CLOUD MTC; NORTHSTAR COMMUTER OPERATING	0.00	TR	TRANSIT OPERATIONS	LF	1,100,000	-	-	-	-	-	1,100,000
415	BB	TRF-0048-19L	2019	METRO BUS	ST. CLOUD MTC; PARATRANSIT OPERATING	0.00	TR	TRANSIT OPERATIONS	LF	4,400,000	-	-	-	-	-	4,400,000
416	BB	TRF-0048-19M	2019	METRO BUS	SECT 5307: ST. CLOUD MTC; FARE COLLECTION SYSTEM UPGRADE	0.00	B9	TRANSIT GRANT CAP IMP (NON-TRANSIT)	FTA	700,000	-	-	560,000	-	-	140,000
417	BB	TRF-0048-19Z0	2019	METRO BUS	ST. CLOUD; SFY 2019 GREATER MN NEW SERVICE EXPANSION OPERATING FUNDS (7/1/18-6/30/19)	0.00	TR	TRANSIT OPERATIONS	LF	239,000	-	-	-	-	-	239,000
418	BB	TRS-0048-19T	2019	METRO BUS	ST. CLOUD MTC; PURCHASE 9 (CLASS 400) <30 FT. REPLACEMENT CNG DAR BUSES	0.00	TR	TRANSIT VEHICLE PURCHASE	STBGP	1,890,000	1,320,000	-	-	-	-	570,000
419	RR	4904-47	2019	MNDOT	BNSF RR, UPGRADE EXISTING SIGNAL SYSTEM AT MN 27, BROADWAY W, LITTLE FALLS, MORRISON COUNTY	0.00	SR	RAILROADS	RRS	325,000	260,000	-	-	-	-	65,000
420	RR	73-00136	2019	MNDOT	CP RR, INSTALL GATES, T697, SCHOOL ST, TOWNSHIP OF CROW RIVER, STEARNS COUNTY	0.00	SR	RAILROADS	RRS	275,000	247,500	-	-	-	-	27,500
421	RR	73-00137	2019	MNDOT	NLR RR, INSTALL GATES AT CSAH 134, RIDGEWOOD RD, ST CLOUD, STEARNS COUNTY	0.00	SR	RAILROADS	RRS	200,000	180,000	-	-	-	-	20,000
422	RR	73-00138	2019	MNDOT	NLR RR, UPGRADE EXISTING SIGNAL EQUIPMENT AT MSAS 102, 2ND AVE N, WAITE PARK, STEARNS COUNTY	0.00	SR	RAILROADS	RRS	350,000	5,000	-	-	-	-	345,000
423	RR	80-00108	2019	MNDOT	BNSF RR, INSTALL INTERCONNECT SIGNALS AT CSAH 50, 2ND ST SW, WADENA, WADENA COUNTY	0.00	SR	RAILROADS	RRS	600,000	5,000	-	-	-	-	595,000

ATP 3																
SFY 2019-2022 STATE TRANSPORTATION IMPROVEMENT PROGRAM (STIP)																
SORT BY: ATP, YEAR, TRANSIT, RAIL, LOCAL SP, MNDOT SP, SETASIDE																
SEQ#	ROUTE SYSTEM	PROJECT NUMBER (SP)	YEAR	AGENCY	PROJECT DESCRIPTION	MILE	PRGM	WORK TYPE	PROPOSED FUND	STIP TOTAL	FHWA	AC	FTA	TH	BOND	OTHER
424	RR	8003-33	2019	MNDOT	BNSF RR, INSTALL GATES AT US 71, JEFFERSON ST, WADENA, WADENA COUNTY	0.00	SR	RAILROADS	RRS	300,000	270,000	-	-	30,000	-	-
425	RR	86-00138	2019	MNDOT	CP RR, INSTALL GATES AT CSAH 7, OAK AVE, MAPLE LAKE, WRIGHT COUNTY	0.00	SR	RAILROADS	RRS	200,000	180,000	-	-	-	-	20,000
426	CSAH 3	005-603-029AC	2019	BENTON COUNTY	**AC** BENTON CSAH 3, FROM BENTON DR TO TH 10, ROADWAY EXPANSION, INCL BIKE/PED TRAIL PROJECT (AC PAYBACK 1 OF 1)	0.00	RC	NEW PAVEMENT	STBGP	186,823	186,823	-	-	-	-	-
427	LOCAL 999	030-070-011	2019	ISANTI COUNTY	COUNTYWIDE, 6" GROUND-IN WET REFLECTIVE PAVEMENT MARKINGS ON MULTIPLE ISANTI COUNTY ROADS	0.00	SH	PAVEMENT MARKINGS	HSIP	150,960	135,864	-	-	-	-	15,096
428	CSAH 5	030-070-014	2019	ISANTI COUNTY	ISANTI CSAH 5, INSTALL RICWS AND LIGHTING AT MN 47 INTERSECTION	0.00	SH	WARNING FLASHERS	HSIP	144,000	129,600	-	-	-	-	14,400
429	CSAH 10	030-610-014AC	2019	ISANTI COUNTY	**AC** ISANTI CSAH 10, FROM 0.3 MI N OF SOUTH JCT OF CSAH 5, 1 MILE WEST OF ISANTI, TO MN 95, BITUMINOUS OVERLAY (AC PAYBACK 1 OF 1)	5.50	RS	BITUMINOUS OVERLAY	STBGP	683,600	683,600	-	-	-	-	-
430	CSAH 4	048-604-019AC1	2019	MILLE LACS COUNTY	**AC** MILLE LACS COUNTY CSAH 4 FROM CSAH 12 TO CSAH 2, ROADWAY, RECONSTRUCTION INCLUDING RECLAIM AND RESURFACE (AC PAYBACK 1 OF 3)	6.00	RC	BITUMINOUS RECLAMATION	STBGP	1,592,100	1,592,100	-	-	-	-	-
431	LOCAL 999	049-070-022	2019	MORRISON COUNTY	COUNTYWIDE, GROUND-IN 6" EPOXY WET REFLECTIVE MARKINGS ON MULTIPLE MORRISON COUNTY ROADS	0.00	SH	PAVEMENT MARKINGS	HSIP	383,888	345,500	-	-	-	-	38,388
432	LOCAL 999	049-070-026	2019	MORRISON COUNTY	MORRISON COUNTY, GROUND-IN PAVEMENT MESSAGES AND STOP BARS ON VARIOUS CSAH AND COUNTY ROADS	0.00	SH	PAVEMENT MARKINGS	HSIP	96,000	86,400	-	-	-	-	9,600
433	CSAH 39	049-639-015	2019	MORRISON COUNTY	MORRISON COUNTY CSAH 39, FROM KAMNIC STREET IN PIERZ TO THE MILLE LACS COUNTY LINE, RECLAIM AND RESURFACE	14.80	RD	BITUMINOUS RECLAMATION	STBGP	1,520,000	1,156,004	-	-	-	-	363,996
434	PED/BIKE	071-090-003	2019	SHERBURNE COUNTY	CONSTRUCT MISSING SEGMENTS OF BIKE/PED TRAIL CONNECTING GREAT NORTHERN TRAIL TO MARK PARK IN PRINCETON	1.80	BT	NEW TRAIL	STBGTAP	1,055,400	509,691	-	-	-	-	545,709
435	CR 45	071-596-007	2019	SHERBURNE COUNTY	**SPPF** SHERBURNE CR 45, AT 125TH/9TH AVENUE CIRCLE INTERSECTION IMPROVEMENTS	0.00	SC	RECONST.	NHFP	1,150,000	850,000	-	-	-	-	300,000
436	CR 53	071-598-008AC	2019	SHERBURNE COUNTY	**AC** ON SHERBURNE CR 53, REPLACE BR # 6411 WITH NEW BR #71530 OVER THE ELK RIVER (AC PAYBACK 1 OF 1)	0.00	BR	BRIDGE REPLACEMENT	BROS	710,000	710,000	-	-	-	-	-
437	CSAH 8	071-608-022AC	2019	SHERBURNE COUNTY	**SPPF**AC** SHERBURNE CSAH 8, FROM MN 24 TO US 10 IN BECKER, RECONDITIONING INCLUDING CONSTRUCTION ENGINEERING (AC PAYBACK 1 OF 1)	7.10	RD	BITUMINOUS RECLAMATION	NHFP	3,000,000	3,000,000	-	-	-	-	-

ATP 3																
SFY 2019-2022 STATE TRANSPORTATION IMPROVEMENT PROGRAM (STIP)																
SORT BY: ATP, YEAR, TRANSIT, RAIL, LOCAL SP, MNDOT SP, SETASIDE																
SEQ#	ROUTE SYSTEM	PROJECT NUMBER (SP)	YEAR	AGENCY	PROJECT DESCRIPTION	MILE	PRGM	WORK TYPE	PROPOSED FUND	STIP TOTAL	FHWA	AC	FTA	TH	BOND	OTHER
438	CSAH 19	071-619-012	2019	SHERBURNE COUNTY	SHERBURNE COUNTY CSAH 19, FROM US 169 TO 104TH STREET, RECLAIM AND RESURFACE	1.70	RD	BITUMINOUS RECLAMATION	STBGP	1,015,779	812,623	-	-	-	-	203,156
439	LOCAL 999	073-070-018	2019	STEARNS COUNTY	COUNTYWIDE, GROUND-IN WET REFLECTIVE EPOXY MARKINGS ON MULTIPLE STEARNS COUNTY ROADS	0.00	SH	PAVEMENT MARKINGS	HSIP	622,230	560,007	-	-	-	-	62,223
440	LOCAL 999	073-070-020	2019	STEARNS COUNTY	COUNTYWIDE, IMPROVE INTERSECTION LIGHTING ON MULTIPLE STEARNS COUNTY ROADS	0.00	SH	LIGHTINGS	HSIP	237,500	213,750	-	-	-	-	23,750
441	LOCAL 999	073-070-022	2019	STEARNS COUNTY	STEARNS COUNTY, SIGNAL CONFIRMATION LIGHTS ON MULTIPLE STEARNS COUNTY ROADS	0.00	SH	TRAFFIC SIGNAL REVISION	HSIP	55,000	49,500	-	-	-	-	5,500
442	PED/BIKE	073-591-004	2019	STEARNS COUNTY	CONSTRUCT BIKE/PED TRAIL ALONG EAST EDGE OF ROCORI SCHOOL DISTRICT PROPERTY ADJACENT TO STEARNS COUNTY CSAH 2 IN COLD SPRING	0.30	BT	NEW TRAIL	STBGTAP	185,000	108,928	-	-	-	-	76,072
443	CSAH 17	073-617-039	2019	STEARNS COUNTY	STEARNS COUNTY CSAH 17, FROM CSAH 79 TO THE N STEARNS COUNTY LINE, RECLAIM AND RESURFACE	2.70	RD	BITUMINOUS RECLAMATION	STBGP	725,000	545,715	-	-	-	-	179,285
444	CSAH 75	073-675-037AC1	2019	STEARNS COUNTY	**AC** STEARNS CSAH 75, FROM OLD COLLEGEVILLE ROAD TO CSAH 81 IN STEARNS COUNTY, RESURFACING (AC PAYBACK 1 OF 3)	5.70	RS	BITUMINOUS OVERLAY	STBGP	631,828	631,828	-	-	-	-	-
445	CSAH 75	073-675-039	2019	STEARNS COUNTY	**AC** CSAH 75, FROM 0.1 MILES S OF 33RD ST S TO 0.1 MILES N OF 33RD ST S IN ST CLOUD, INTERSECTION IMPROVEMENTS (AC PROJECT, PAYBACK IN 2020 & 2021)	0.30	SC	TURN LANES	STBGP	199,114	-	329,628	-	-	-	199,114
446	LOCAL 999	077-070-011	2019	TODD COUNTY	TODD COUNTY, GROUND IN WET REFLECTIVE PAVEMENT MARKING ON MULTIPLE TODD COUNTY ROADS	0.00	SH	PAVEMENT MARKINGS	HSIP	319,504	287,554	-	-	-	-	31,950
447	LOCAL 999	086-070-017	2019	WRIGHT COUNTY	WRIGHT COUNTY, CENTERLINE MUMBLE STRIPS ALONG MULTIPLE WRIGHT COUNTY ROADS	0.00	SH	CENTERLINE RUMBLE STRIPS	HSIP	93,600	84,240	-	-	-	-	9,360
448	CSAH 39	086-070-018	2019	WRIGHT COUNTY	**AC** WRIGHT CSAH 39, CONSTRUCT TURN LANES AND STRIPING (AC PROJECT, PAYBACK IN 2020 AND 2021)	0.00	SH	TURN LANES	HSIP	2,595,000	900,000	405,000	-	-	-	1,695,000
449	CSAH 19	086-619-034	2019	WRIGHT COUNTY	**AC** WRIGHT COUNTY CSAH 19, FROM LAMPLIGHT DR TO N OF 70TH ST IN ALBERTVILLE, EXTEND MULTILANE ROADWAY(AC PAYBACK IN 2020)	0.80	MC	NEW PAVEMENT	STBGP	2,069,440	-	2,930,560	-	-	-	2,069,440
450	CSAH 38	086-638-006AC	2019	WRIGHT COUNTY	**AC** WRIGHT CSAH 38, FROM MN 101 TO ODEAN AVE IN OTSEGO, RECONSTRUCTION (AC PAYBACK 1 OF 1)	0.00	RC	NEW PAVEMENT	STBGP	1,352,342	1,352,342	-	-	-	-	-

ATP 3																
SFY 2019-2022 STATE TRANSPORTATION IMPROVEMENT PROGRAM (STIP)																
SORT BY: ATP, YEAR, TRANSIT, RAIL, LOCAL SP, MNDOT SP, SETASIDE																
SEQ#	ROUTE SYSTEM	PROJECT NUMBER (SP)	YEAR	AGENCY	PROJECT DESCRIPTION	MILE	PRGM	WORK TYPE	PROPOSED FUND	STIP TOTAL	FHWA	AC	FTA	TH	BOND	OTHER
451	CSAH 38	086-638-007	2019	WRIGHT COUNTY	WRIGHT CSAH 38, FROM MACIVER AVENUE TO WRIGHT COUNTY CSAH 19 AT OTSEGO/ALBERTVILLE, RECONSTRUCTION WITH BIKE/PED TRAIL AND INTERSECTION IMPROVEMENTS AT CSAH 19/70TH STREET INTERSECTION	1.00	RC	URBAN RECONST.	STBGP	1,821,280	1,074,304	-	-	-	-	746,976
452	PED/BIKE	091-591-018	2019	MILLE LACS BAND OF OJIBWE	CONSTRUCTION OF A PEDESTRIAN SIDEWALK FROM MILLE LACS BAND GOVERNMENT CENTER TO NAY AH SHING DRIVE AND FROM MILLE LACS BAND GOVERNMENT CENTER ALONG OODENA DRIVE TO ATOOBAN DRIVE	1.10	EN	SIDEWALKS	STBG TAP	300,050	240,040	-	-	-	-	60,010
453	PED/BIKE	108-591-005	2019	BRAINERD	CONSTRUCT SIDEWALK EXTENSIONS NEAR LOWELL SCHOOL AND GARFIELD SCHOOL IN BRAINERD	0.60	EN	SIDEWALKS	STBG TAP	860,000	688,000	-	-	-	-	172,000
454	PED/BIKE	162-090-008	2019	ST. CLOUD	CONSTRUCT TRAIL ALONG 33RD STREET FROM STEARNS CR 47 TO STEARNS CR 136 IN ST. CLOUD	1.00	EN	NEW TRAIL	STBG TAP	590,000	249,400	-	-	-	-	340,600
455	MSAS 151	162-151-003AC	2019	ST. CLOUD	**AC** ST CLOUD MSAS 151, EXPANSION OF TWO-LANE UNDIVIDED ROADWAY (33RD STREET SOUTH) TO A FOUR-LANE DIVIDED ROADWAY WITH SIDEWALK AND TRAIL AMENITIES FROM SOUTHWAY DRIVE TO COOPER AVENUE (AC PAYBACK 1 OF 1)	0.60	MC	NEW PAVEMENT	STBGP	1,671,593	1,671,593	-	-	-	-	-
456	PED/BIKE	220-591-005	2019	SARTELL	CONSTRUCT SRTS INFRASTRUCTURE IMPROVEMENTS ALONG 7TH ST N AND 5TH ST N IN SARTELL	0.30	EN	PED RAMPS (ADA IMP)	STBG TAP	248,970	199,176	-	-	-	-	49,794
457	MSAS 113	230-113-004AC	2019	BAXTER	**AC** BAXTER MSAS 113, CONSTRUCT CYPRESS DRIVE EXTENSION ACROSS MN 210 FROM EXCELSIOR ROAD TO COLLEGE ROAD IN BAXTER (AC PAYBACK 1 OF 1)	0.70	MC	NEW PAVEMENT	STBGP	210,930	210,930	-	-	-	-	-
458	US 169	0115-51	2019	MNDOT	US 169, PINE/HICKORY HISTORIC ROADSIDE PARKING AREA REHABILITATION SOUTH OF AITKIN (LOCATED IN ATP-1)	0.00	RB	SAFETY REST AREA	STBGP	730,000	-	-	-	730,000	-	-
459	MN 371	1119-37M	2019	MNDOT	MN 371, FROM 0.1 MI S OF SHINGO BEE RD TO SHINGO BEE RIVER, CONSTRUCT CENTER LEFT TURN LANES (DESIGNED BY DIST 2, FUNDED BY ATP 3 UNDER SP 1119-37M \$300,000 SF)	0.30	AM	TURN LANES	SF	300,000	-	-	-	300,000	-	-
460	MN 371	1120-56M	2019	MNDOT	**SPP** MN 371, FROM BNSF RAILROAD TRACKS TO US 2, URBAN RECONSTRUCTION & ON US 2, UPGRADE TRAFFIC SIGNALS & LOOPS IN CASS LAKE (DESIGNED BY DISTRICT 2 SP 1120-56 AND FUNDED BY ATP-3 PORTION OF 1,500,000)	0.40	RC	GRADE AND SURFACE	NHPP	1,500,000	1,200,000	-	-	300,000	-	-

ATP 3																
SFY 2019-2022 STATE TRANSPORTATION IMPROVEMENT PROGRAM (STIP)																
SORT BY: ATP, YEAR, TRANSIT, RAIL, LOCAL SP, MNDOT SP, SETASIDE																
SEQ#	ROUTE SYSTEM	PROJECT NUMBER (SP)	YEAR	AGENCY	PROJECT DESCRIPTION	MILE	PRGM	WORK TYPE	PROPOSED FUND	STIP TOTAL	FHWA	AC	FTA	TH	BOND	OTHER
461	MN 6	1802-53	2019	MNDOT	MN 6, FROM 0.7 MI N OF OLANDER RD TO 0.2 MI S OF CSAH 1 IN EMILY AND FROM .2 MI N OF CSAH 1 IN EMILY TO BR# 11005 IN OUTING, MILL AND OVERLAY INCLUDING SHOULDER PAVING	14.10	RS	MILL AND OVERLAY	STBGP	3,876,000	3,100,800	-	-	775,200	-	-
462	MN 6	1802-53S	2019	MNDOT	MN 6, FROM 0.7 MI N OF OLANDER RD TO 0.2 MI S OF CSAH 1 IN EMILY AND FROM .2 MI N OF CSAH 1 IN EMILY TO BR# 11005 IN OUTING, MILL AND OVERLAY INCLUDING SHOULDER PAVING (HSIP PROJECT)	14.10	SH	MILL AND OVERLAY	HSIP	254,000	228,600	-	-	25,400	-	-
463	MN 6	1802-56	2019	MNDOT	MN6, CONSTRUCT BIKE/PED UNDERPASS AT CUYUNA LAKES STATE TRAIL CROSSING AT YAWKEY ROAD IN CROSBY.	0.00	SA	APPURTENANCE	SF	673,100	-	-	-	673,100	-	-
464	MN 210	1806-76	2019	MNDOT	**17NEW**CHAP3**MN 210, FROM END OF 4-LANE EAST OF BRAINERD AT 0.1 MILES E OF PINE SHORES RD TO 0.1 MILES W OF 7TH AVE SW IN IRONTON, FULL DEPTH RECLAIM	11.10	RD	BITUMINOUS RECLAMATION	BF	6,900,000	-	-	-	-	6,900,000	-
465	MN 371	1810-108	2019	MNDOT	MN 371, LANDSCAPING FROM PEQUOT LAKES TO JENKINS AND ALONG NEW ALIGNMENT	0.00	RB	LANDSCAPING	SF	200,000	-	-	-	200,000	-	-
466	MN 371	1810-110	2019	MNDOT	MN 371, LANDSCAPING FROM NISSWA TO PEQUOT LAKES AND ALONG NEW ALIGNMENT	0.00	RB	LANDSCAPING	SF	300,000	-	-	-	300,000	-	-
467	MN 65	3004-62	2019	MNDOT	MN 65, CONSTRUCT INTERSECTION SAFETY IMPROVEMENTS AT JCT OF MN 65 AND MN 107 SOUTH OF BRAHAM. REPLACE PIPE UNDER SB MN 65, ASSOCIATED SP 3003-48.	0.00	SH	SAFETY IMPROVEMENT	HSIP	1,950,000	1,620,000	-	-	330,000	-	-
468	MN 23	3302-16	2019	MNDOT	**ELLA**SPP** MN 23, FROM N JCT MN 65 IN MORA TO JCT MN 107, MILL AND OVERLAY	10.50	RS	MILL AND OVERLAY	NHPP	1,978,286	1,582,629	-	-	395,657	-	-
469	US 169	4814-3355A	2019	MNDOT	**SPP** US 169, 2.2 MI S OF MILLE LACS/CROW WING CO LINE, REHAB BRIDGE #3355 OVER WHITE FISH CREEK	0.00	BI	BRIDGE REPAIR	NHPP	1,704,000	1,363,200	-	-	340,800	-	-
470	MN 27	4904-45	2019	MNDOT	**SPP** MN 27, FROM 0.1 MILE WEST OF 15TH ST SW TO 9TH ST NE IN LITTLE FALLS, RECONDITION/RECONSTRUCTION, INCLUDES ADA WORK	2.10	RS	MILL AND OVERLAY	STBGP	5,500,000	3,040,000	-	-	760,000	-	1,700,000
471	US 10	7102-133AC	2019	MNDOT	**AC**SPP** US 10, FROM CLEAR LAKE TO LAKESHORE DR IN BIG LAKE, RECLAIM, INCLUDE INTERSECTION SAFETY IMPROVEMENT AT SHERBURNE CSAH 23 (SHERBURNE AVE) IN BECKER (AC PAYBACK 1 OF 1)	14.20	RD	BITUMINOUS RECLAMATION	NHPP	5,077,857	5,077,857	-	-	-	-	-
472	MN 15	7303-50	2019	MNDOT	MN 15, FROM JCT MN 55 IN KIMBALL TO 66TH AVE IN ST AUGUSTA, FULL DEPTH RECLAIM	11.80	RD	BITUMINOUS RECLAMATION	NHPP	6,200,000	4,960,000	-	-	1,240,000	-	-

ATP 3																
SFY 2019-2022 STATE TRANSPORTATION IMPROVEMENT PROGRAM (STIP)																
SORT BY: ATP, YEAR, TRANSIT, RAIL, LOCAL SP, MNDOT SP, SETASIDE																
SEQ#	ROUTE SYSTEM	PROJECT NUMBER (SP)	YEAR	AGENCY	PROJECT DESCRIPTION	MILE	PRGM	WORK TYPE	PROPOSED FUND	STIP TOTAL	FHWA	AC	FTA	TH	BOND	OTHER
473	194	7380-246	2019	MNDOT	**SPP** I-94, NEAR COLLEGEVILLE, REHAB/REDECK AT BRIDGE #73872 AT STEARNS COUNTY CR 159 OVER I-94	0.00	BI	BRIDGE REPAIR	NHPP	1,501,000	1,350,900	-	-	150,100	-	-
474	194	7380-254	2019	MNDOT	**17NEW**CHAP3** I-94 AT FULLER LAKE REST AREA, RECONSTRUCT PARKING AREA, RAMPS AND EXPAND TRUCK PARKING	0.00	RB	GRSU - GRADE AND SURFACE	BF	1,476,000	-	-	-	-	1,476,000	-
475	US 10	8001-40	2019	MNDOT	**SPP** US 10, MILL AND OVERLAY, FROM END OF 4-LANE W OF WADENA E TO OINK JOINT ROAD; AND URBAN RECONSTRUCTION, FROM 0.1 MI W OF 3RD ST NW TO 0.1 MI E OF 2ND ST NE IN WADENA INCLUDING RR SIGNAL UPGRADE (DESIGNED BY D3, ATP 4 PORTION OF \$1,205,000)	5.58	RC	MILL AND OVERLAY	NHPP	10,000,000	7,040,000	-	-	1,760,000	-	1,200,000
476	MN 25	8603-10	2019	MNDOT	MN 25, ROADWAY AND DRAINAGE IMPROVEMENTS IN MONTROSE FROM 7TH ST SOUTH TO 0.1 MILES SOUTH OF US 12 JUNCTION	0.30	AM	STORM SEWER REHAB	SF	500,000	-	-	-	500,000	-	-
477	MN 25	8604-42	2019	MNDOT	MN 25, FROM JCT US 12 TO 0.2 MI N OF 10TH ST S IN BUFFALO, FULL DEPTH RECLAIM AND BIT SURFACING; AND 0.1 MI N OF E JCT US 12, REPLACE BOX CULVERT #97490 WITH NEW #86X11; AND 2.8 MI S OF BUFFALO, REPLACE 60" CULVERT WITH NEW BOX CULVERT #86X09	6.60	RD	MILL AND OVERLAY	STBGP	6,900,000	5,520,000	-	-	1,380,000	-	-
478	MN 55	8606-60	2019	MNDOT	MN 55, FROM POPLAR AVE S IN ANNANDALE TO JCT MN 25 IN BUFFALO, FULL DEPTH RECLAIM	13.20	RD	MILL AND OVERLAY	STBGP	9,890,000	7,912,000	-	-	1,978,000	-	-
479	194	8680-177	2019	MNDOT	**AC** I-94, REPLACE WESTBOUND BRIDGE #86817 AND EASTBOUND BRIDGE #86818 OVER WRIGHT CO CSAH 19 IN ALBERTVILLE, AC PAYBACK IN 2020)	0.00	BR	BRIDGE REPLACEMENT	NHPP	4,080,000	3,210,000	4,620,000	-	870,000	-	-
480	MN 999	8823-338	2019	MNDOT	**IDIQ** DISTRICTWIDE MILL AND OVERLAY AT VARIOUS LOCATIONS (MINIMUM CONTRACT \$3,000,000/MAXIMUM CONTRACT \$10,000,000, EXPIRATION DATE: AUGUST 24,2020)	0.00	AM	PREVENTIVE MAINTENANCE	SF	3,000,000	-	-	-	3,000,000	-	-
481	MN 999	8823-348	2019	MNDOT	DISTRICTWIDE SCENIC BYWAY SIGNING. US 169, MN 47, MN 27, MN 18	0.00	RB	LIGHTINGS	SF	25,000	-	-	-	25,000	-	-
482	MN 999	8803-AM-19	2019	MNDOT	DISTRICTWIDE SETASIDE - LOCAL PARTNERSHIP PROGRAM (LPP) - 2019	0.00	AM	COOP. CONST. AGREEMENT	SF	1,430,000	-	-	-	1,430,000	-	-
483	MN 999	8803-CA-19	2019	MNDOT	DISTRICTWIDE SETASIDE - EXTERNAL PROJECT DEVELOPMENT - 2019	0.00	CA	MISCELLANEOUS	SF	3,500,000	-	-	-	3,500,000	-	-

ATP 3																
SFY 2019-2022 STATE TRANSPORTATION IMPROVEMENT PROGRAM (STIP)																
SORT BY: ATP, YEAR, TRANSIT, RAIL, LOCAL SP, MNDOT SP, SETASIDE																
SEQ#	ROUTE SYSTEM	PROJECT NUMBER (SP)	YEAR	AGENCY	PROJECT DESCRIPTION	MILE	PRGM	WORK TYPE	PROPOSED FUND	STIP TOTAL	FHWA	AC	FTA	TH	BOND	OTHER
484	MN 999	8803-CA-19A	2019	MNDOT	**17NEW** DISTRICTWIDE SETASIDE - PROJECT DEVELOPMENT - 2019	0.00	CA	MISCELLANEOUS	SF	1,295,000	-	-	-	1,295,000	-	-
485	MN 999	8803-MA-19	2019	MNDOT	DISTRICTWIDE SETASIDE - MISC AGREEMENTS - 2019	0.00	MA	MISCELLANEOUS	SF	400,000	-	-	-	400,000	-	-
486	MN 999	8803-PD-19	2019	MNDOT	DISTRICTWIDE SETASIDE - INTERNAL PROJECT DEVELOPMENT - 2019	0.00	CA	MISCELLANEOUS	SF	1,650,000	-	-	-	1,650,000	-	-
487	MN 999	8803-PM-19	2019	MNDOT	DISTRICTWIDE SETASIDE - PREVENTATIVE MAINTENANCE - 2019	0.00	PM	PREVENTIVE MAINTENANCE	SF	2,500,000	-	-	-	2,500,000	-	-
488	MN 999	8803-RB-19	2019	MNDOT	DISTRICTWIDE SETASIDE - LANDSCAPING - 2019	0.00	RB	LANDSCAPE PARTNERSHIP	SF	30,000	-	-	-	30,000	-	-
489	MN 999	8803-RW-19	2019	MNDOT	DISTRICTWIDE SETASIDE - RIGHT OF WAY - 2019	0.00	RW	RIGHT OF WAY	SF	3,000,000	-	-	-	3,000,000	-	-
490	MN 999	8803-RX-19	2019	MNDOT	DISTRICTWIDE SETASIDE - MISC ROAD & BRIDGE REPAIR (BARC) - 2019	0.00	RX	ROAD REPAIR	SF	2,500,000	-	-	-	2,500,000	-	-
491	MN 999	8803-SA-19	2019	MNDOT	DISTRICTWIDE SETASIDE - SUPPLEMENTAL AGREEMENTS - 2019	0.00	SA	SUPP. AGREE & COST OVERRUNS	SF	4,000,000	-	-	-	4,000,000	-	-
492	MN 999	8803-SC-19	2019	MNDOT	DISTRICTWIDE SETASIDE - SAFETY IMPROVEMENTS - 2019	0.00	SC	TRAFFIC MGMT. SYSTEM	SF	800,000	-	-	-	800,000	-	-
Total										144,234,174	68,938,998	8,285,188	3,706,400	37,168,257	8,376,000	26,044,519

ATP 3																
SFY 2019-2022 STATE TRANSPORTATION IMPROVEMENT PROGRAM (STIP)																
SORT BY: ATP, YEAR, TRANSIT, RAIL, LOCAL SP, MNDOT SP, SETASIDE																
SEQ#	ROUTE SYSTEM	PROJECT NUMBER (SP)	YEAR	AGENCY	PROJECT DESCRIPTION	MILE	PRGM	WORK TYPE	PROPOSED FUND	STIP TOTAL	FHWA	AC	FTA	TH	BOND	OTHER
493	BB	TRF-0048-20	2020	METRO BUS	SECT 5307: ST. CLOUD MTC; OPERATING ASSISTANCE	0.00	B9	TRANSIT OPERATIONS	FTA	9,400,000	-	-	1,340,000	-	-	8,060,000
494	BB	TRF-0048-20B	2020	METRO BUS	SECT 5307: ST. CLOUD MTC; OFFICE EQUIP, IT, & COMMUNICATION PROJECTS	0.00	B9	TRANSIT GRANT CAP IMP (NON-VEHICLE)	FTA	35,000	-	-	28,000	-	-	7,000
495	BB	TRF-0048-20C	2020	METRO BUS	SECT 5307: ST. CLOUD MTC; PURCHASE MAINTENANCE TOOLS & EQUIPMENT	0.00	B9	TRANSIT GRANT CAP IMP (NON-VEHICLE)	FTA	15,000	-	-	12,000	-	-	3,000
496	BB	TRF-0048-20D	2020	METRO BUS	SECT 5307: ST. CLOUD MTC; TRANSIT SIGNAL PRIORITY PROJECTS	0.00	B9	TRANSIT GRANT CAP IMP (NON-VEHICLE)	FTA	30,000	-	-	24,000	-	-	6,000
497	BB	TRF-0048-20E	2020	METRO BUS	SECT 5307: ST. CLOUD MTC; PREVENTIVE MAINTENANCE	0.00	B9	TRANSIT OPERATIONS	FTA	1,200,000	-	-	960,000	-	-	240,000
498	BB	TRF-0048-20F	2020	METRO BUS	ST CLOUD MTC; PARATRANSIT OPERATING	0.00	TR	TRANSIT OPERATIONS	LF	4,500,000	-	-	-	-	-	4,500,000
499	BB	TRF-0048-20G	2020	METRO BUS	ST CLOUD MTC; NORTHSTAR COMMUTER	0.00	TR	TRANSIT OPERATIONS	LF	1,300,000	-	-	-	-	-	1,300,000
500	BB	TRS-0048-20T	2020	METRO BUS	ST CLOUD MTC; PURCHASE <30 FT REPLACEMENT CNG DAR BUSES	0.00	TR	TRANSIT VEHICLE PURCHASE	STBGP	1,150,000	920,000	-	-	-	-	230,000
501	BB	TRS-0048-20TA	2020	METRO BUS	ST CLOUD MTC; PURCHASE (3) STD 35 FT REPLACEMENT CNG FIXED ROUTE BUSES	0.00	TR	TRANSIT VEHICLE PURCHASE	STBGP	2,250,000	1,800,000	-	-	-	-	450,000
502	BB	TRS-0048-20TC	2020	METRO BUS	ST. CLOUD MTC; FARE COLLECTION SYSTEM UPGRADE	0.00	TR	TRANSIT GRANT CAP IMP (NON-VEHICLE)	STBGP	1,000,000	800,000	-	-	-	-	200,000
503	RR	1102-66	2020	MNDOT	BNSF RR, UPGRADE EXISTING SIGNAL SYSTEM AT MN 371, ASPEN AVENUE N, CASS LAKE, CASS COUNTY	0.00	SR	RAILROADS	RRS	275,000	247,500	-	-	27,500	-	-
504	RR	1809-94	2020	MNDOT	BNSF RR, UPGRADE EXISTING SIGNAL SYSTEM AT MNTH 371, BAXTER, CROW WING COUNTY	0.00	SR	RAILROADS	RRS	400,000	320,000	-	-	-	-	80,000
505	RR	30-00116	2020	MNDOT	BNSF RR, INSTALL GATES AT T 133, 305TH AVE NE, TOWNSHIP OF ISANTI, ISANTI COUNTY	0.00	SR	RAILROADS	RRS	240,000	216,000	-	-	-	-	24,000
506	RR	3310-13	2020	MNDOT	BNSF RR, UPGRADE EXISTING SIGNAL SYSTEM AT MNTH 70, TOWNSHIP OF GRASS LAKE, KANABEC COUNTY	0.00	SR	RAILROADS	RRS	300,000	240,000	-	-	-	-	60,000
507	RR	73-00139	2020	MNDOT	NLR RR, INSTALL GATES AT CSAH 138, 54TH AVE N, WAITE PARK, STEARNS COUNTY	0.00	SR	RAILROADS	RRS	240,000	216,000	-	-	-	-	24,000
508	CSAH 4	005-604-027	2020	BENTON COUNTY	BENTON CSAH 4, FROM BENTON CSAH 6 TO MILLE LACS CO LINE, RECLAIM AND RESURFACING	5.00	RD	BITUMINOUS RECLAMATION	STBGP	1,625,000	859,020	-	-	-	-	765,980
509	LOCAL 999	018-070-017	2020	CROW WING COUNTY	CROW WING COUNTY, 6" EDGELINES ON MULTIPLE CROW WING COUNTY ROADS	0.00	SH	STRIPING	HSIP	171,180	154,062	-	-	-	-	17,118
510	CSAH 13	018-613-005	2020	CROW WING COUNTY	CROW WING CSAH 13, FROM 1 MILE EAST OF THE NISSWA CITY LIMITS AT CROW WING CR 137 TO CSAH 4, RECONSTRUCTION	0.00	RC	URBAN RECONST.	STBGP	1,990,218	1,592,188	-	-	-	-	398,030

ATP 3																
SFY 2019-2022 STATE TRANSPORTATION IMPROVEMENT PROGRAM (STIP)																
SORT BY: ATP, YEAR, TRANSIT, RAIL, LOCAL SP, MNDOT SP, SETASIDE																
SEQ#	ROUTE SYSTEM	PROJECT NUMBER (SP)	YEAR	AGENCY	PROJECT DESCRIPTION	MILE	PRGM	WORK TYPE	PROPOSED FUND	STIP TOTAL	FHWA	AC	FTA	TH	BOND	OTHER
511	LOCAL 999	030-070-012	2020	ISANTI COUNTY	COUNTYWIDE, 6" GROUND-IN WET REFLECTIVE PAVEMENT MARKINGS ON MULTIPLE ISANTI COUNTY ROADS	0.00	SH	PAVEMENT MARKINGS	HSIP	118,500	106,650	-	-	-	-	11,850
512	CSAH 3	033-603-029	2020	KANABEC COUNTY	**AC** KANABEC COUNTY CSAH 3, FROM MN 65 TO CSAH 5, BITUMINOUS MILL & OVERLAY (AC PROJECT, PAYBACK IN 2021)	6.00	RS	MILL AND OVERLAY	STBGP	797,360	449,640	941,240	-	-	-	347,720
513	CSAH 12	048-070-012	2020	MILLE LACS COUNTY	MILLE LACS COUNTY CSAH 12, CONSTRUCT REDUCED CONFLICT INTERSECTION AT JCT OF US 169 AND MILLE LACS CSAH 12 NORTH OF PRINCETON	0.00	SH	TURN LANES	HSIP	750,000	675,000	-	-	-	-	75,000
514	CSAH 4	048-604-019AC2	2020	MILLE LACS COUNTY	**AC** MILLE LACS COUNTY CSAH 4 FROM CSAH 12 TO CSAH 2, ROADWAY, RECONSTRUCTION INCLUDING RECLAIM AND RESURFACE (AC PAYBACK 2 OF 3)	6.00	RC	BITUMINOUS RECLAMATION	STBGP	193,480	193,480	-	-	-	-	-
515	LOCAL 999	049-070-018	2020	MORRISON COUNTY	MORRISON COUNTY, INSTALL 6" LATEX MARKINGS ON MULTIPLE COUNTY ROADS	0.00	SH	PAVEMENT MARKINGS	HSIP	280,511	252,460	-	-	-	-	28,051
516	LOCAL 999	049-070-019	2020	MORRISON COUNTY	MORRISON COUNTY, INSTALL EDGELINE SINUSOIDAL RUMBLE STRIPES ON MULTIPLE COUNTY ROADS	0.00	SH	EDGELINE RUMBLE STRIPS	HSIP	373,333	336,000	-	-	-	-	37,333
517	CSAH 34	049-634-016	2020	MORRISON COUNTY	MORRISON CSAH 34, FROM US 10 TO E BUCKMAN CITY LIMITS, MILL & OVERLAY	12.00	RS	MILL AND OVERLAY	STBGP	1,347,339	1,077,871	-	-	-	-	269,468
518	CSAH 13	071-070-040	2020	SHERBURNE COUNTY	**AC** SHERBURNE CSAH 13, CONSTRUCT ROUNDABOUT AT SHERBURNE CR 40 INTERSECTION AND CONSTRUCT ROUNDABOUT AT SHERBURNE CO CSAH 33 INTERSECTION IN ELK RIVER (AC PROJECT, AC PAYBACK IN 2021 & 2022)	0.00	SH	ROUNDABOUT	STBGP	482,000	-	768,000	-	-	-	482,000
519	CSAH 13	071-070-040S	2020	SHERBURNE COUNTY	**AC** SHERBURNE CSAH 13, CONSTRUCT ROUNDABOUT AT SHERBURNE CR 40 INTERSECTION AND CONSTRUCT ROUNDABOUT AT SHERBURNE CO CSAH 33 INTERSECTION IN ELK RIVER (AC PROJECT, AC PAYBACK IN 2021 & 2022)	0.00	SH	ROUNDABOUT	HSIP	100,000	-	900,000	-	-	-	100,000
520	PED/BIKE	071-090-004AC	2020	SHERBURNE COUNTY	**AC** CONSTRUCT 10-FT PAVED TRAIL ALONG SHERBURNE CSAH 24/CENTRAL AVENUE SE FROM EXISTING TRAIL AT ROLLING RIDGE RD TO 117 ST SE IN BECKER AND INSTALL A PEDESTRIAN-ACTIVATED CROSSWALK FLASHER (AC PROJECT, PAYBACK 1 OF 1)	0.00	EN	NEW TRAIL	STBGTAP	175,080	175,080	-	-	-	-	-

ATP 3																
SFY 2019-2022 STATE TRANSPORTATION IMPROVEMENT PROGRAM (STIP)																
SORT BY: ATP, YEAR, TRANSIT, RAIL, LOCAL SP, MNDOT SP, SETASIDE																
SEQ#	ROUTE SYSTEM	PROJECT NUMBER (SP)	YEAR	AGENCY	PROJECT DESCRIPTION	MILE	PRGM	WORK TYPE	PROPOSED FUND	STIP TOTAL	FHWA	AC	FTA	TH	BOND	OTHER
521	PED/BIKE	071-090-005	2020	SHERBURNE COUNTY	**AC** CONSTRUCT GREAT NORTHERN TRAIL CONNECTION FROM THE ELK RIVER CITY LIMITS TO THE ZIMMERMAN CITY LIMITS (AC PROJECT, PAYBACK IN 2022)	4.00	EN	NEW TRAIL	STBGAP	1,113,199	565,534	261,801	-	-	-	547,665
522	CSAH 75	073-675-037AC2	2020	STEARNS COUNTY	**AC** STEARNS CSAH 75, FROM OLD COLLEGEVILLE ROAD TO CSAH 81 IN STEARNS COUNTY, RESURFACING (AC PAYBACK 2 OF 3)	5.70	RS	BITUMINOUS OVERLAY	STBGP	751,047	751,047	-	-	-	-	-
523	CSAH 75	073-675-039AC1	2020	STEARNS COUNTY	**AC** CSAH 75, FROM 0.1 MILES S OF 33RD ST S TO 0.1 MILES N OF 33RD ST S IN ST CLOUD, INTERSECTION IMPROVEMENTS (AC PROJECT, PAYBACK 1 OF 2)	0.30	SC	TURN LANES	STBGP	180,689	180,689	-	-	-	-	-
524	CSAH 75	073-675-040	2020	STEARNS COUNTY	**AC** STEARNS CSAH 75, FROM 15TH AVE IN WAITE PARK TO PARK AVE IN ST. CLOUD ALONG DIVISION ST, REHABILITATE CONCRETE PAVEMENT (AC PROJECT, PAYBACK IN 2021 & 2022)	1.40	RD	CONCRETE PAVEMENT REHAB	STBGP	458,880	-	641,120	-	-	-	458,880
525	CSAH 120	073-720-004	2020	STEARNS COUNTY	**AC** STEARNS CSAH 120, FROM STEARNS CSAH 4 TO STEARNS CR 134, RESURFACING (AC PROJECT, PAYBACK IN 2021)	1.50	RS	BITUMINOUS OVERLAY	STBGP	199,113	-	300,887	-	-	-	199,113
526	LOCAL 999	077-070-012	2020	TODD COUNTY	TODD COUNTY, INSTALL GROUND IN WET REFLECTIVE PAVEMENT MARKINGS ON MULTIPLE COUNTY ROADS	0.00	SH	PAVEMENT MARKINGS	HSIP	323,560	291,204	-	-	-	-	32,356
527	LOCAL 999	077-070-013	2020	TODD COUNTY	TODD COUNTY, INSTALL 6" LATEX EDGE LINE PAVEMENT MARKINGS ON MULTIPLE COUNTY ROADS	0.00	SH	PAVEMENT MARKINGS	HSIP	150,037	135,033	-	-	-	-	15,004
528	CSAH 2	080-602-011	2020	WADENA COUNTY	WADENA CSAH 2, FROM N CITY LIMITS OF ALDRICH TO CSAH 26, RECONSTRUCTION	2.00	RC	URBAN RECONST.	STBGP	580,514	464,411	-	-	-	-	116,103
529	CSAH 39	086-070-018AC1	2020	WRIGHT COUNTY	**AC** WRIGHT CSAH 39, CONSTRUCT TURN LANES AND STRIPING (AC PROJECT, PAYBACK 1 OF 2)	0.00	SH	TURN LANES	HSIP	149,591	149,591	-	-	-	-	-
530	CSAH 19	086-619-034AC	2020	WRIGHT COUNTY	WRIGHT COUNTY CSAH 19, FROM LAMPLIGHT DR TO N OF 70TH ST IN ALBERTVILLE, EXTEND MULTILANE ROADWAY (PAYBACK 1 OF 1)	0.80	MC	NEW PAVEMENT	STBGP	2,930,560	2,930,560	-	-	-	-	-
531	PED/BIKE	089-090-002	2020	MILLE LACS BAND OF OJIBWE	**AC** INSTALL HAWK BEACON SYSTEM AT ATAAGE DR/US 169 INTERSECTION IN THE VINELAND COMMUNITY OF THE MILLE LACS BAND OF OJIBWE (PAYBACK IN 2022)	0.00	EN	WARNING FLASHERS	STBGAP	72,398	-	289,590	-	-	-	72,398
532	PED/BIKE	089-090-002AC	2020	MILLE LACS BAND OF OJIBWE	**AC** INSTALL HAWK BEACON SYSTEM AT ATAAGE DR/US 169 INTERSECTION IN THE VINELAND COMMUNITY OF THE MILLE LACS BAND OF OJIBWE (PAYBACK 1 OF 1)	0.00	EN	WARNING FLASHERS	STBGAP	289,590	289,590	-	-	-	-	-

ATP 3																
SFY 2019-2022 STATE TRANSPORTATION IMPROVEMENT PROGRAM (STIP)																
SORT BY: ATP, YEAR, TRANSIT, RAIL, LOCAL SP, MNDOT SP, SETASIDE																
SEQ#	ROUTE SYSTEM	PROJECT NUMBER (SP)	YEAR	AGENCY	PROJECT DESCRIPTION	MILE	PRGM	WORK TYPE	PROPOSED FUND	STIP TOTAL	FHWA	AC	FTA	TH	BOND	OTHER
533	PED/BIKE	162-090-007	2020	ST. CLOUD	CONSTRUCT BEAVER ISLAND TRAIL PHASE 8 FROM THE EXISTING TRAIL AT ST CLOUD'S WASTE WATER TREATMENT FACILITY TO THE SOUTH ST CLOUD CITY LIMITS	0.00	EN	NEW TRAIL	STBG TAP	600,000	480,000	-	-	-	-	120,000
534	MSAS 109	191-109-006	2020	SAUK RAPIDS	SAUK RAPIDS MSAS 109, FROM SUMMIT AVE S TO US 10, IN SAUK RAPIDS, RECONSTRUCTION BENTON DR INCL ROADWAY, SIDEWALK, DRAINAGE AND LIGHTING	0.00	RC	URBAN RECONST.	STBGP	2,528,678	1,624,703	-	-	-	-	903,975
535	PED/BIKE	232-591-001	2020	BIG LAKE	CONSTRUCT SRTS CROSSING IMPROVEMENTS IN BIG LAKE AROUND THE BIG LAKE SCHOOL CAMPUS	0.20	EN	NEW TRAIL	STBG TAP	112,244	89,796	-	-	-	-	22,448
536	MN 23	0503-90	2020	MNDOT	MN 23, FROM .1 MI W OF CR 1 TO MN 95, MILL AND OVERLAY, INCLUDE CONSTRUCT REDUCED CONFLICT INTERSECTION AT BENTON CSAH 8 EAST OF ST. CLOUD	0.00	SH	MILL AND OVERLAY	NHPP	2,300,000	1,840,000	-	-	460,000	-	-
537	MN 23	0503-905	2020	MNDOT	MN 23, FROM .1 MI W OF CR 1 TO MN 95, MILL AND OVERLAY, INCLUDE CONSTRUCT REDUCED CONFLICT INTERSECTION AT BENTON CSAH 8 EAST OF ST. CLOUD (HSIP PROJECT)	0.00	SH	TURN LANES	HSIP	500,000	450,000	-	-	50,000	-	-
538	MN 84	1110-11	2020	MNDOT	MN 84, REPLACE BRIDGE #6499 OVER NORWAY BROOK DAM IN PINE RIVER	0.00	BR	BRIDGE REPLACEMENT	STBGP	3,270,000	2,616,000	-	-	654,000	-	-
539	MN 18	1803-40	2020	MNDOT	**17NEW**CHAP3**MN 18, REPLACE BR#4108 OVER PORTAGE CREEK WITH BOX CULVERT #XXXXX, 2 MI WEST OF JCT MN 6	0.00	BR	BRIDGE REPLACEMENT	BF	750,000	-	-	-	-	750,000	-
540	MN 47	3304-27	2020	MNDOT	**17NEW**CHAP3** MN 47, FROM MN 23 IN OGILVIE TO MN 27 IN ISLE, FULL DEPTH RECLAIM; AND ON MN 47, REPLACE BR #6465 OVER LITTLE ANN RIVER AND BR #6828 OVER STREAM 5 MILES N OF JCT MN 23 IN OGILVIE	22.20	RD	MILL AND OVERLAY	STBGP	11,400,000	6,147,000	-	-	-	5,253,000	-
541	US 169	4812-91	2020	MNDOT	US 169, CONSTRUCT REDUCED CONFLICT INTERSECTIONS AT JCT MILLE LACS CO CSAH 11, CSAH 12, CSAH 13 (ASSOC SP 048-070-012 FOR CSAH 12 INTERSECTION) (HSIP PROJECT)	0.00	SH	SAFETY TARGET	HSIP	1,833,333	1,650,000	-	-	183,333	-	-
542	MN 4	7301-38	2020	MNDOT	MN 4, FROM MN 55 TO I-94, FULL DEPTH RECLAIM	31.50	RD	MILL AND OVERLAY	STBGP	6,000,000	4,800,000	-	-	1,200,000	-	-
543	MN 15	7302-24	2020	MNDOT	MN 15, IN KIMBALL, FROM RAILROAD CROSSING TO JCT MN 55, RECLAMATION INCLUDES ADA WORK	0.30	RD	BITUMINOUS RECLAMATION	STBGP	1,000,000	800,000	-	-	200,000	-	-

ATP 3																
SFY 2019-2022 STATE TRANSPORTATION IMPROVEMENT PROGRAM (STIP)																
SORT BY: ATP, YEAR, TRANSIT, RAIL, LOCAL SP, MNDOT SP, SETASIDE																
SEQ#	ROUTE SYSTEM	PROJECT NUMBER (SP)	YEAR	AGENCY	PROJECT DESCRIPTION	MILE	PRGM	WORK TYPE	PROPOSED FUND	STIP TOTAL	FHWA	AC	FTA	TH	BOND	OTHER
544	MN 55	7314-39	2020	MNDOT	**ELLA**FLEX19** MN 55 FROM KANDIYOHI/STEARNS CO LINE TO THE EAST LIMITS OF PAYNESVILLE, MILL AND OVERLAY, INCLUDE REHAB BR# 5441 OVER CP RR, 0.7 MI WEST OF MN 23 IN PAYNESVILLE (DESIGNED BY ATP 3, ATP 8 PORTION OF \$3.427 M) (TIED TO 3410-18M)	21.70	RS	MILL AND OVERLAY	STBGP	1,700,000	1,360,000	-	-	340,000	-	-
545	I 94	7380-237	2020	MNDOT	**17NEW**CHAP3**ELLA**I-94, AT MN 23 INTERCHANGE SOUTH OF WAITE PARK, INTERCHANGE SAFETY REVISIONS	0.00	SC	SAFETY IMPROVEMENT	BF	2,200,000	-	-	-	-	2,200,000	-
546	US 71	7708-41	2020	MNDOT	**SPP** US 71, IN LONG PRAIRIE, REPLACE BRIDGE #6852 OVER LONG PRAIRIE RIVER	0.00	BR	BRIDGE REPLACEMENT	NHPP	2,700,000	2,160,000	-	-	540,000	-	-
547	US 12	8602-52	2020	MNDOT	US 12, FROM 0.1 MI E OF ZEPHYR AVE IN MONTROSE TO 0.1 MI NORTH OF BRIDGE AVE IN DELANO, MILL AND OVERLAY	0.00	RS	MILL AND OVERLAY	NHPP	3,100,000	2,480,000	-	-	620,000	-	-
548	MN 24	8611-26	2020	MNDOT	MN 24, FROM MN 55 TO N POPLAR AVE IN ANNANDALE, MILL AND OVERLAY, INCLUDES ADA WORK	0.70	RS	MILL AND OVERLAY	STBGP	1,900,000	1,520,000	-	-	380,000	-	-
549	I 94	8680-173N	2020	MNDOT	**AC**SPP**I-94, FROM MN 24 IN CLEARWATER TO 0.3 MI E OF BRIDGE #86802 UNDER CSAH 39 NEAR MONTICELLO (EBL & WBL), RECONSTRUCTION (AC PROJECT, AC PAYBACKS IN 2021 AND 2022)	14.00	RS	UNBONDED CONCRETE OVERLAY	NHPP	5,880,000	1,980,300	33,117,000	-	3,899,700	-	-
550	I 94	8680-173P	2020	MNDOT	**AC**SPP**I-94, FROM MN 24 IN CLEARWATER TO 0.3 MI E OF BRIDGE #86802 UNDER CSAH 39 NEAR MONTICELLO (EBL & WBL), RECONSTRUCTION (AC PROJECT, AC PAYBACKS IN 2021 AND 2022)	14.00	RS	UNBONDED CONCRETE OVERLAY	STBGP	7,680,000	5,579,700	13,323,000	-	2,100,300	-	-
551	I 94	8680-177AC	2020	MNDOT	**AC** I-94, REPLACE WESTBOUND BRIDGE #86817 AND EASTBOUND BRIDGE #86818 OVER WRIGHT CO CSAH 19 IN ALBERTVILLE (AC PAYBACK 1 of 1)	0.00	BR	BRIDGE REPLACEMENT	NHPP	4,620,000	4,620,000	-	-	-	-	-
552	I 94	8680-184	2020	MNDOT	I-94, CONSTRUCT NOISE BARRIER ALONG I-94 2 MILES WEST OF MN 25 IN MONTICELLO	0.30	NO	NOISE ABATEMENT	SF	1,096,798	-	-	-	987,118	-	109,680
553	I 94	8680-187	2020	MNDOT	I-94 EASTBOUND ENFORCEMENT WEIGH IN MOTION, 1.5 M WEST OF HASTY EXIT.	0.00	SH	WEIGH STATION	NHPP	500,000	450,000	-	-	50,000	-	-
554	MN 999	8803-AM-20	2020	MNDOT	DISTRICTWIDE SETASIDE - LOCAL PARTNERSHIP PROGRAM (LPP) - 2020	0.00	AM	COOP. CONST. AGREEMENT	SF	1,300,000	-	-	-	1,300,000	-	-
555	MN 999	8803-CA-20	2020	MNDOT	DISTRICTWIDE SETASIDE - EXTERNAL PROJECT DEVELOPMENT - 2020	0.00	CA	MISCELLANEOUS	SF	3,500,000	-	-	-	3,500,000	-	-
556	MN 999	8803-CA-20A	2020	MNDOT	**17NEW** DISTRICTWIDE SETASIDE - PROJECT DEVELOPMENT - 2020	0.00	CA	MISCELLANEOUS	SF	3,992,000	-	-	-	3,992,000	-	-

ATP 3																
SFY 2019-2022 STATE TRANSPORTATION IMPROVEMENT PROGRAM (STIP)																
SORT BY: ATP, YEAR, TRANSIT, RAIL, LOCAL SP, MNDOT SP, SETASIDE																
SEQ#	ROUTE SYSTEM	PROJECT NUMBER (SP)	YEAR	AGENCY	PROJECT DESCRIPTION	MILE	PRGM	WORK TYPE	PROPOSED FUND	STIP TOTAL	FHWA	AC	FTA	TH	BOND	OTHER
557	MN 999	8803-MA-20	2020	MNDOT	DISTRICTWIDE SETASIDE - MISC AGREEMENTS - 2020	0.00	MA	MISCELLANEOUS	SF	400,000	-	-	-	400,000	-	-
558	MN 999	8803-PD-20	2020	MNDOT	DISTRICTWIDE SETASIDE - INTERNAL PROJECT DEVELOPMENT - 2020	0.00	CA	MISCELLANEOUS	SF	2,000,000	-	-	-	2,000,000	-	-
559	MN 999	8803-PM-20	2020	MNDOT	DISTRICTWIDE SETASIDE - PREVENTATIVE MAINTENANCE - 2020	0.00	PM	PREVENTIVE MAINTENANCE	SF	3,500,000	-	-	-	3,500,000	-	-
560	MN 999	8803-RB-20	2020	MNDOT	DISTRICTWIDE SETASIDE - LANDSCAPING - 2020	0.00	RB	LANDSCAPE PARTNERSHIP	SF	30,000	-	-	-	30,000	-	-
561	MN 999	8803-RW-20	2020	MNDOT	DISTRICTWIDE SETASIDE - RIGHT OF WAY - 2020	0.00	RW	RIGHT OF WAY	SF	2,000,000	-	-	-	2,000,000	-	-
562	MN 999	8803-RW-20A	2020	MNDOT	**17NEW** DISTRICTWIDE SETASIDE - RIGHT OF WAY - 2020	0.00	RW	RIGHT OF WAY	SF	3,000,000	-	-	-	3,000,000	-	-
563	MN 999	8803-RX-20	2020	MNDOT	DISTRICTWIDE SETASIDE - MISC ROAD & BRIDGE REPAIR (BARC) - 2020	0.00	RX	ROAD REPAIR	SF	2,500,000	-	-	-	2,500,000	-	-
564	MN 999	8803-SA-20	2020	MNDOT	DISTRICTWIDE SETASIDE - SUPPLEMENTAL AGREEMENTS - 2020	0.00	SA	SUPP. AGREE & COST OVERRUNS	SF	4,100,000	-	-	-	4,100,000	-	-
565	MN 999	8803-SC-20	2020	MNDOT	DISTRICTWIDE SETASIDE - SAFETY IMPROVEMENTS - 2020	0.00	SC	TRAFFIC MGMT. SYSTEM	SF	300,000	-	-	-	300,000	-	-
Total										126,231,232	57,036,109	50,542,638	2,364,000	38,313,951	8,203,000	20,314,172

ATP 3																
SFY 2019-2022 STATE TRANSPORTATION IMPROVEMENT PROGRAM (STIP)																
SORT BY: ATP, YEAR, TRANSIT, RAIL, LOCAL SP, MNDOT SP, SETASIDE																
SEQ#	ROUTE SYSTEM	PROJECT NUMBER (SP)	YEAR	AGENCY	PROJECT DESCRIPTION	MILE	PRGM	WORK TYPE	PROPOSED FUND	STIP TOTAL	FHWA	AC	FTA	TH	BOND	OTHER
566	BB	TRF-0048-21J	2021	METRO BUS	ST CLOUD MTC - PARATRANSIT OPERATING	0.00	TR	TRANSIT OPERATIONS	LF	4,500,000	-	-	-	-	-	4,500,000
567	BB	TRF-0048-21	2021	METRO BUS	SECT 5307: ST. CLOUD MTC; OPERATING ASSISTANCE	0.00	B9	TRANSIT OPERATIONS	FTA	9,400,000	-	-	1,340,000	-	-	8,060,000
568	BB	TRF-0048-21A	2021	METRO BUS	SECT 5307: ST. CLOUD MTC; BUS SHELTERS	0.00	B9	TRANSIT GRANT CAP IMP (NON-VEHICLE)	FTA	25,000	-	-	20,000	-	-	5,000
569	BB	TRF-0048-21B	2021	METRO BUS	SECT 5307: ST. CLOUD MTC; PURCHASE THREE (3) REPLACEMENT OPERATIONS VEHICLES	0.00	B9	TRANSIT VEHICLE PURCHASE	FTA	120,000	-	-	96,000	-	-	24,000
570	BB	TRF-0048-21C	2021	METRO BUS	SECT 5307: ST. CLOUD MTC; OFFICE EQUIP, IT, & COMMUNICATION PROJECTS	0.00	B9	TRANSIT GRANT CAP IMP (NON-VEHICLE)	FTA	86,500	-	-	69,200	-	-	17,300
571	BB	TRF-0048-21E	2021	METRO BUS	SECT 5307: ST. CLOUD MTC; PREVENTIVE MAINTENANCE	0.00	B9	TRANSIT OPERATIONS	FTA	1,200,000	-	-	960,000	-	-	240,000
572	BB	TRF-0048-21F	2021	METRO BUS	SECT 5307: ST. CLOUD MTC; MAINTENANCE TOOLS AND EQUIPMENT	0.00	B9	TRANSIT GRANT CAP IMP (NON-VEHICLE)	FTA	135,000	-	-	108,000	-	-	27,000
573	BB	TRF-0048-21K	2021	METRO BUS	ST CLOUD MTC; NORTHSTAR COMMUTER	0.00	TR	TRANSIT OPERATIONS	LF	1,300,000	-	-	-	-	-	1,300,000
574	BB	TRF-0048-21L	2021	METRO BUS	ST CLOUD MTC; OPERATIONS FACILITY IMPROVEMENTS	0.00	TR	TRANSIT GRANT CAP IMP (NON-VEHICLE)	LF	1,250,000	-	-	-	-	-	1,250,000
575	BB	TRS-0048-21TA	2021	METRO BUS	ST CLOUD MTC; PURCHASE ONE (1) <30 FT. CNG DAR REPLACEMENT BUS	0.00	TR	TRANSIT VEHICLE PURCHASE	STBGP	230,000	184,000	-	-	-	-	46,000
576	BB	TRS-0048-21TC	2021	METRO BUS	ST CLOUD MTC; PURCHASE TWO (2) <30 FT CNG DAR EXPANSION BUSES	0.00	TR	TRANSIT VEHICLE PURCHASE	STBGP	460,000	368,000	-	-	-	-	92,000
577	CSAH 8	005-070-007	2021	BENTON COUNTY	BENTON CSAH 8, FROM .6 MILES EAST OF MN 23 TO BENTON CR 47 IN ST. CLOUD, RUMBLE STRIPE (TIED TO SP 005-608-009)	1.60	SH	EDGE LINE RUMBLE STRIPS	HSIP	5,250	4,725	-	-	-	-	525
578	CSAH 8	005-608-009	2021	BENTON COUNTY	BENTON CSAH 8, FROM .6 MILES EAST OF MN 23 TO BENTON CR 47 IN ST. CLOUD, RECLAMATION (TIED TO SP 005-070-007)	1.60	RD	BITUMINOUS RECLAMATION	STBGP	650,000	391,152	-	-	-	-	258,848
579	CSAH 1	011-601-026	2021	CASS COUNTY	CASS CSAH 1, FROM MN 84 IN PINE RIVER TO CASS/CROW WING COUNTY LINE, RECLAMATION	2.70	RD	BITUMINOUS RECLAMATION	STBGP	950,000	712,500	-	-	-	-	237,500
580	LOCAL 999	018-070-015	2021	CROW WING COUNTY	COUNTY WIDE, 6" WET REFLECTIVE, GROUND-IN PAVEMENT MARKINGS ON MULTIPLE CROW WING COUNTY ROADS	0.00	SH	PAVEMENT MARKINGS	HSIP	245,000	220,500	-	-	-	-	24,500
581	CR 125	018-070-016	2021	CROW WING COUNTY	CROW WING CR 125/GULL LAKE DAM ROAD, CONSTRUCT REDUCED CONFLICT INTERSECTION AT THE JCT OF MN 371 AND CROW WING CR 125 (ASSOCIATED W/SP 1810-99)	0.00	SH	TURN LANES	HSIP	700,000	630,000	-	-	-	-	70,000
582	CSAH 15	018-615-009	2021	CROW WING COUNTY	CROW WING CSAH 15, FROM MN 371 IN JENKINS TO CROW WING CSAH 1, RESURFACING	6.80	RS	BITUMINOUS OVERLAY	STBGP	1,300,000	845,000	-	-	-	-	455,000
583	LOCAL 999	030-070-013	2021	ISANTI COUNTY	ISANTI COUNTY, 6" EDGELINES ON MULTIPLE ISANTI COUNTY ROADS	0.00	SH	STRIPING	HSIP	121,800	109,620	-	-	-	-	12,180

ATP 3																
SFY 2019-2022 STATE TRANSPORTATION IMPROVEMENT PROGRAM (STIP)																
SORT BY: ATP, YEAR, TRANSIT, RAIL, LOCAL SP, MNDOT SP, SETASIDE																
SEQ#	ROUTE SYSTEM	PROJECT NUMBER (SP)	YEAR	AGENCY	PROJECT DESCRIPTION	MILE	PRGM	WORK TYPE	PROPOSED FUND	STIP TOTAL	FHWA	AC	FTA	TH	BOND	OTHER
584	CSAH 3	033-603-029AC	2021	KANABEC COUNTY	**AC** KANABEC COUNTY CSAH 3, FROM MN 65 TO CSAH 5, BITUMINOUS MILL & OVERLAY (AC PAYBACK 1 OF 1)	6.00	RS	BITUMINOUS OVERLAY	STBGP	941,240	941,240	-	-	-	-	-
585	CSAH 4	048-604-019AC3	2021	MILLE LACS COUNTY	**AC** MILLE LACS COUNTY CSAH 4 FROM CSAH 12 TO CSAH 2, ROADWAY, RECONSTRUCTION INCLUDING RECLAIM AND RESURFACE (AC PAYBACK 3 OF 3)	6.00	RC	BITUMINOUS RECLAMATION	STBGP	385,480	385,480	-	-	-	-	-
586	CSAH 34	049-070-023	2021	MORRISON COUNTY	MORRISON CSAH 34, FROM US 10 TO MN 25 IN BUCKMAN, 2-FOOT SHOULDER PAVING, MUMBLE STRIP, SAFETY WEDGE	0.00	SH	PAVE SHOULDER	HSIP	440,000	396,000	-	-	-	-	44,000
587	CSAH 21	049-070-024	2021	MORRISON COUNTY	MORRISON CSAH 21, FROM MN 238 IN UPSALA TO THE STEARNS COUNTY LINE, 2-FOOT SHOULDER PAVING, MUMBLE STRIP, SAFETY WEDGE	0.00	SH	PAVE SHOULDER	HSIP	540,000	486,000	-	-	-	-	54,000
588	CSAH 34	049-070-025	2021	MORRISON COUNTY	MORRISON CSAH 34, FROM MN 25 IN BUCKMAN TO CSAH 33, 2' SHOULDER PAVE, SINUSOIDAL RUMBLE STRIPS, SAFETY EDGE AND TURN LANES	11.70	SH	PAVE SHOULDER	HSIP	448,000	403,200	-	-	-	-	44,800
589	PED/BIKE	049-591-005	2021	MORRISON COUNTY	CONSTRUCT SRTS BIKE PED TRAIL IN PIERZ ALONG MORRISON CR 43 AND KAMNIC STREET FROM CENTENNIAL DR TO THE PIERZ SCHOOL CAMPUS	0.90	EN	NEW TRAIL	STBGTAP	560,667	448,534	-	-	-	-	112,133
590	CSAH 13	071-070-040AC1	2021	SHERBURNE COUNTY	**AC** SHERBURNE CSAH 13, CONSTRUCT ROUNDABOUT AT SHERBURNE CR 40 INTERSECTION AND CONSTRUCT ROUNDABOUT AT SHERBURNE CO CSAH 33 INTERSECTION IN ELK RIVER (AC PAYBACK 1 OF 2)	0.00	SH	ROUNDABOUT	HSIP	900,000	900,000	-	-	-	-	-
591	CSAH 1	071-601-024	2021	SHERBURNE COUNTY	SHERBURNE CSAH 1, US 10 TO THE BNSF RAIL CROSSING IN ELK RIVER, RECONSTRUCTION AND SAFETY IMPROVEMENTS	0.20	MC	NEW PAVEMENT	STBGP	1,363,100	1,068,000	-	-	-	-	295,100
592	PED/BIKE	073-090-011	2021	STEARNS COUNTY	CONSTRUCT PHASE 3 OF THE ROCORI TRAIL ALONG RR CORRIDOR FROM COLD SPRING TO ROCKVILLE	2.30	EN	NEW TRAIL	STBGTAP	1,663,863	812,270	-	-	-	-	851,593
593	CSAH 75	073-675-037AC3	2021	STEARNS COUNTY	**AC** STEARNS CSAH 75, FROM OLD COLLEGEVILLE ROAD TO CSAH 81 IN STEARNS COUNTY, RESURFACING (AC PAYBACK 3 OF 3)	5.70	RS	BITUMINOUS OVERLAY	STBGP	751,047	751,047	-	-	-	-	-
594	CSAH 75	073-675-039AC2	2021	STEARNS COUNTY	**AC** CSAH 75, FROM 0.1 MILES S OF 33RD ST S TO 0.1 MILES N OF 33RD ST S IN ST CLOUD, INTERSECTION IMPROVEMENTS (AC PAYBACK 2 OF 2)	0.30	SC	TURN LANES	STBGP	148,939	148,939	-	-	-	-	-

ATP 3																
SFY 2019-2022 STATE TRANSPORTATION IMPROVEMENT PROGRAM (STIP)																
SORT BY: ATP, YEAR, TRANSIT, RAIL, LOCAL SP, MNDOT SP, SETASIDE																
SEQ#	ROUTE SYSTEM	PROJECT NUMBER (SP)	YEAR	AGENCY	PROJECT DESCRIPTION	MILE	PRGM	WORK TYPE	PROPOSED FUND	STIP TOTAL	FHWA	AC	FTA	TH	BOND	OTHER
595	CSAH 75	073-675-040AC1	2021	STEARNS COUNTY	**AC** STEARNS CSAH 75, FROM 15TH AVE IN WAITE PARK TO PARK AVE IN ST. CLOUD ALONG DIVISION ST, REHABILITATE CONCRETE PAVEMENT (AC PROJECT, PAYBACK 1 OF 2)	1.40	RD	CONCRETE PAVEMENT REHAB	STBGP	287,420	287,420	-	-	-	-	-
596	CSAH 120	073-720-004AC	2021	STEARNS COUNTY	**AC** STEARNS CSAH 120, FROM STEARNS CSAH 4 TO STEARNS CR 134, RESURFACING (AC PAYBACK 1 OF 1)	1.50	RS	BITUMINOUS OVERLAY	STBGP	300,887	300,887	-	-	-	-	-
597	LOCAL 999	077-070-014	2021	TODD COUNTY	COUNTYWIDE, GROUND-IN WET REFLECTIVE STRIPING ON MULTIPLE TODD COUNTY ROADS	0.00	SH	PAVEMENT MARKINGS	HSIP	298,214	268,393	-	-	-	-	29,821
598	CSAH 12	077-612-011	2021	TODD COUNTY	TODD CSAH 12, FROM MN 287 IN LONG PRAIRIE TO MN 28 IN SWANVILLE, MILL AND OVERLAY	11.60	RS	MILL AND OVERLAY	STBGP	1,250,000	973,000	-	-	-	-	277,000
599	CSAH 39	086-070-018AC2	2021	WRIGHT COUNTY	**AC** WRIGHT CSAH 39, CONSTRUCT TURN LANES AND STRIPING (AC PROJECT, PAYBACK 2 OF 2)	0.00	SH	TURN LANES	HSIP	255,409	255,409	-	-	-	-	-
600	MSAS 175	162-175-001	2021	ST. CLOUD	ST. CLOUD MSAS 175, FROM 22ND ST SOUTH TO 33RD ST SOUTH, RECLAMATION	1.60	RD	BITUMINOUS RECLAMATION	STBGP	1,400,000	842,482	-	-	-	-	557,518
601	PED/BIKE	204-090-004	2021	ELK RIVER	CONSTRUCT BIKE/PED TRAIL ALONG US 10 FROM ORONO PARK TO PROCTOR ROAD IN ELK RIVER	1.30	EN	NEW TRAIL	STBGTAP	799,870	639,896	-	-	-	-	159,974
602	MSAS 104	222-104-002AC	2021	MONTICELLO	**AC** MONTICELLO MSAS 104, 7TH ST TO CHELSEA RD W IN MONTICELLO, CONSTRUCT FALLON AVE BRIDGE OVER I-94, INCLUDES ROUNDABOUTS AT CHELSEA RD, 7TH ST, WASHINGTON ST. AND RECONSTRUCT 7TH ST FROM NEW FALLON AVE ALIGNMENT TO WASHINGTON ST (AC PAYBACK 1 OF 1)	0.60	MC	BRIDGE NEW	STBGP	2,100,000	2,100,000	-	-	-	-	-
603	MSAS 107	230-107-003	2021	BAXTER	BAXTER MSAS 107, FROM MN 210 TO FOLEY ROAD IN BAXTER, CONSTRUCT INGLEWOOD DRIVE EXTENSION WITH RAIL CROSSING AND BIKE PED TRAIL	0.10	MC	NEW PAVEMENT	STBGP	805,131	603,900	-	-	-	-	201,231
604	MN 200	1106-15M	2021	MNDOT	**17NEW**MN 200, FROM JCT MN 371 TO MN 84, MILL & OVERLAY AND REPLACE BR 8136 & BR 8533 (DESIGNED BY DISTRICT 2 SP 1106-15 AND FUNDED BY ATP-3 PORTION OF \$10.6 M)	15.60	RS	MILL AND OVERLAY	STBGP	10,600,000	6,080,000	-	-	4,520,000	-	-
605	MN 210	1807-29	2021	MNDOT	MN 210, FROM 2ND ST SW IN CROSBY TO 0.2 MI EAST OF 3RD AVE NE IN CROSBY, URBAN RECONSTRUCTION; AND FROM 0.1 MI W OF 7TH AVE IN IRONTON TO 2ND ST SW IN CROSBY, MILL AND OVERLAY	2.10	RS	MILL AND OVERLAY	NHPP	5,000,000	4,000,000	-	-	1,000,000	-	-

ATP 3																
SFY 2019-2022 STATE TRANSPORTATION IMPROVEMENT PROGRAM (STIP)																
SORT BY: ATP, YEAR, TRANSIT, RAIL, LOCAL SP, MNDOT SP, SETASIDE																
SEQ#	ROUTE SYSTEM	PROJECT NUMBER (SP)	YEAR	AGENCY	PROJECT DESCRIPTION	MILE	PRGM	WORK TYPE	PROPOSED FUND	STIP TOTAL	FHWA	AC	FTA	TH	BOND	OTHER
606	MN 371	1810-99	2021	MNDOT	MN 371, CONSTRUCT REDUCED CONFLICT INTERSECTION AT CROW WING CO CR 125 (GULL DAM RD) AND CR 126 (GREEN GABLES RD) INTERSECTIONS (ASSOC SP 018-070-016 FOR CR 125 INTERSECTION) (HSIP PROJECT)	0.00	SH	TURN LANES	HSIP	1,805,555	1,625,000	-	-	180,555	-	-
607	MN 95	3006-41	2021	MNDOT	**17NEW**CHAP3**MN 95, FROM 1.0 MI W OF ISANTI CO CSAH 15 TO 0.7 MI W OF CITY LIMITS OF CAMBRIDGE, RECLAMATION	0.00	RD	BITUMINOUS RECLAMATION	BF	6,800,000	-	-	-	-	6,800,000	-
608	MN 6	3106-24	2021	MNDOT	MN 6 CASS ITASCA COUNTY LINE TO US 2 WEST OF COHASSET RECLAIM (DESIGNED BY DISTRICT 3, FUNDED BY DISTRICT 1 FOR 5.9 M)	10.30	RD	BITUMINOUS RECLAMATION	NA	-	-	-	-	-	-	-
609	US 10	7102-135	2021	MNDOT	US 10, FROM XENIA AVE ST TO NORFOLK AVE IN ELK RIVER (EBL & WBL), RECONSTRUCTION (including bike/ped trail)	0.80	RC	URBAN RECONST.	NHPP	8,750,000	7,000,000	-	-	1,750,000	-	-
610	MN 4	7301-39	2021	MNDOT	MN 4, FROM 2ND AVE SOUTH TO 2ND AVE NORTH IN MEIRE GROVE, RECONSTRUCTION AND ADA	0.50	RC	URBAN RECONST.	STBGP	1,000,000	800,000	-	-	200,000	-	-
611	MN 28	7307-13	2021	MNDOT	MN 28, AT 2.6 MI W OF S JCT US 71, REPLACE BRIDGE #8115 WITH NEW BOX CULVERT OVER STREAM	0.00	BR	BOX CULVERT	STBGP	602,800	482,240	-	-	120,560	-	-
612	MN 55	7312-24	2021	MNDOT	MN 55, FROM 0.3 MI W OF SCHOOL AVE TO ASH AVE IN BROOTEN AND FROM STEARNS CO CSAH 19 TO BORGERDING AVE IN BELGRADE, MILL AND OVERLAY INCLUDING ADA	0.00	RS	MILL AND OVERLAY	STBGP	1,500,000	1,200,000	-	-	300,000	-	-
613	MN 237	7322-08	2021	MNDOT	MN 237, FROM STEARNS CO CSAH 237 TO JCT N RAMPS OF I-94, JURISDICTIONAL TURNBACK	0.00	RS	JURISDICTIONAL REASSIGNMENT	SF	700,000	-	-	-	700,000	-	-
614	US 12	8601-61	2021	MNDOT	**SPP** US 12, FROM 0.2 MI W OF SUNSET AVE TO 7TH ST SE IN COKATO, MILL AND OVERLAY, INCLUDES ADA WORK	1.60	RS	MILL AND OVERLAY	NHPP	1,500,000	1,200,000	-	-	300,000	-	-
615	US 12	8601-61S	2021	MNDOT	**SPP** US 12, FROM 0.2 MI W OF SUNSET AVE TO 7TH ST SE IN COKATO, MILL AND OVERLAY, INCLUDES ADA WORK (HSIP PROJECT)	1.60	SH	MILL AND OVERLAY	HSIP	833,333	750,000	-	-	83,333	-	-
616	US 12	8601-62	2021	MNDOT	US 12, FROM 13TH AVE IN HOWARD LAKE TO 0.1 MI E OF ZEPHYR AVE IN MONTROSE, MILL AND OVERLAY	0.00	RS	MILL AND OVERLAY	NHPP	4,585,000	3,668,000	-	-	917,000	-	-
617	MN 55	8606-63	2021	MNDOT	MN 55, FROM MEEKER/STEARNS CO LINE TO 0.1 MI WEST OF POPLAR AVE S IN ANNANDALE, MILL AND OVERLAY	14.20	RS	MILL AND OVERLAY	STBGP	4,480,000	3,584,000	-	-	896,000	-	-

ATP 3																
SFY 2019-2022 STATE TRANSPORTATION IMPROVEMENT PROGRAM (STIP)																
SORT BY: ATP, YEAR, TRANSIT, RAIL, LOCAL SP, MNDOT SP, SETASIDE																
SEQ#	ROUTE SYSTEM	PROJECT NUMBER (SP)	YEAR	AGENCY	PROJECT DESCRIPTION	MILE	PRGM	WORK TYPE	PROPOSED FUND	STIP TOTAL	FHWA	AC	FTA	TH	BOND	OTHER
618	194	8680-173NAC1	2021	MNDOT	**AC**SPP** I-94, FROM MN 24 IN CLEARWATER TO 0.3 MI E OF BRIDGE #86802 UNDER CSAH 39 NEAR MONTICELLO (EBL AND WBL), RECONSTRUCTION (AC PAYBACK 1 of 2)	14.00	RS	RECONST.	NHPP	30,665,000	30,665,000	-	-	-	-	-
619	194	8680-173PAC1	2021	MNDOT	**AC**SPP** I-94, FROM MN 24 IN CLEARWATER TO 0.3 MI E OF BRIDGE #86802 UNDER CSAH 39 NEAR MONTICELLO (EBL AND WBL), RECONSTRUCTION (AC PAYBACK 1 of 2)	14.00	RS	RECONST.	STBGP	5,945,000	5,945,000	-	-	-	-	-
620	MN 999	8823-344	2021	MNDOT	DISTRICTWIDE PAVEMENT MARKINGS	0.00	SH	SAFETY IMPROVEMENT	HSIP	750,000	675,000	-	-	75,000	-	-
621	MN 999	8803-AM-21	2021	MNDOT	DISTRICTWIDE SETASIDE - LOCAL PARTNERSHIP PROGRAM (LPP) - 2021	0.00	AM	COOP CONST AGREEMENT	SF	1,300,000	-	-	-	1,300,000	-	-
622	MN 999	8803-CA-21	2021	MNDOT	DISTRICTWIDE SETASIDE - EXTERNAL PROJECT DEVELOPMENT - 2021	0.00	CA	MISCELLANEOUS	SF	3,500,000	-	-	-	3,500,000	-	-
623	MN 999	8803-CA-21A	2021	MNDOT	**17NEW** DISTRICTWIDE SETASIDE - PROJECT DEVELOPMENT - 2021	0.00	CA	MISCELLANEOUS	SF	2,586,700	-	-	-	2,586,700	-	-
624	MN 999	8803-MA-21	2021	MNDOT	DISTRICTWIDE SET ASIDES - MISC AGREEMENTS - 2021	0.00	MA	MISC. AGREEMENT	SF	400,000	-	-	-	400,000	-	-
625	MN 999	8803-PD-21	2021	MNDOT	DISTRICTWIDE SETASIDE - INTERNAL PROJECT DEVELOPMENT - 2021	0.00	CA	MISCELLANEOUS	SF	2,000,000	-	-	-	2,000,000	-	-
626	MN 999	8803-PM-21	2021	MNDOT	DISTRICTWIDE SET ASIDES - PREVENTATIVE MAINTENANCE - 2021	0.00	PM	PREVENTIVE MAINTENANCE	SF	3,500,000	-	-	-	3,500,000	-	-
627	MN 999	8803-RB-21	2021	MNDOT	DISTRICTWIDE SET ASIDES - LANDSCAPING - 2021	0.00	RB	LANDSCAPE PARTNERSHIP	SF	30,000	-	-	-	30,000	-	-
628	MN 999	8803-RW-21	2021	MNDOT	DISTRICTWIDE SET ASIDES - RIGHT-OF-WAY - 2021	0.00	RW	RIGHT OF WAY PURCHASE	SF	2,000,000	-	-	-	2,000,000	-	-
629	MN 999	8803-RW-21A	2021	MNDOT	**17NEW** DISTRICTWIDE SET ASIDES - RIGHT-OF-WAY - 2021	0.00	RW	RIGHT OF WAY PURCHASE	SF	2,500,000	-	-	-	2,500,000	-	-
630	MN 999	8803-RX-21	2021	MNDOT	DISTRICTWIDE SET ASIDES - MISC ROAD & BRIDGE REPAIR (BARC) - 2021	0.00	RX	BARC	SF	2,500,000	-	-	-	2,500,000	-	-
631	MN 999	8803-SA-21	2021	MNDOT	DISTRICTWIDE SET ASIDES - SUPPLEMENTAL AGREEMENTS/OVERRUNS - 2021	0.00	SA	SUPP. AGREE & COST OVERRUNS	SF	4,800,000	-	-	-	4,800,000	-	-
632	MN 999	8803-SC-21	2021	MNDOT	DISTRICTWIDE SET ASIDES - SAFETY IMPROVEMENTS - 2021	0.00	SC	SAFETY IMPROVEMENT	SF	300,000	-	-	-	300,000	-	-
633	LOCAL 999	8803-SHL-21	2021	MNDOT	DISTRICTWIDE SETASIDES - HIGHWAY SAFETY IMPROVEMENT PROGRAM - 2021	0.00	SH	SAFETY IMPROVEMENT	HSIP	473,503	426,153	-	-	-	-	47,350
Total										149,724,708	84,577,987	-	2,593,200	36,459,148	6,800,000	19,294,373

ATP 3																
SFY 2019-2022 STATE TRANSPORTATION IMPROVEMENT PROGRAM (STIP)																
SORT BY: ATP, YEAR, TRANSIT, RAIL, LOCAL SP, MNDOT SP, SETASIDE																
SEQ#	ROUTE SYSTEM	PROJECT NUMBER (SP)	YEAR	AGENCY	PROJECT DESCRIPTION	MILE	PRGM	WORK TYPE	PROPOSED FUND	STIP TOTAL	FHWA	AC	FTA	TH	BOND	OTHER
634	BB	TRF-0048-22	2022	METRO BUS	SECT 5307: ST. CLOUD MTC; OPERATING ASSISTANCE	0.00	B9	TRANSIT OPERATIONS	FTA	9,500,000	-	-	1,340,000	-	-	8,160,000
635	BB	TRF-0048-22A	2022	METRO BUS	ST CLOUD MTC - PARATRANSIT OPERATING	0.00	TR	TRANSIT OPERATIONS	LF	4,600,000	-	-	-	-	-	4,600,000
636	BB	TRF-0048-22B	2022	METRO BUS	ST CLOUD MTC; NORTHSTAR COMMUTER	0.00	TR	TRANSIT OPERATIONS	LF	1,300,000	-	-	-	-	-	1,300,000
637	BB	TRF-0048-22C	2022	METRO BUS	SECT 5307: ST CLOUD MTC; PREVENTIVE MAINTENANCE	0.00	B9	TRANSIT OPERATIONS	FTA	1,300,000	-	-	1,040,000	-	-	260,000
638	BB	TRF-0048-22D	2022	METRO BUS	SECT 5307: ST. CLOUD MTC; OFFICE EQUIP, IT, & COMMUNICATION PROJECTS	0.00	B9	TRANSIT OPERATIONS	FTA	55,000	-	-	44,000	-	-	11,000
639	BB	TRF-0048-22H	2022	METRO BUS	SECT 5307: ST. CLOUD MTC; MAINTENANCE TOOLS AND EQUIPMENT	0.00	B9	TRANSIT GRANT CAP IMP (NON-VEHICLE)	FTA	15,000	-	-	12,000	-	-	3,000
640	BB	TRF-0048-22I	2022	METRO BUS	SECT 5307: ST. CLOUD MTC; FACILITY IMPROVEMENTS	0.00	B9	TRANSIT GRANT CAP IMP (NON-VEHICLE)	FTA	75,000	-	-	60,000	-	-	15,000
641	BB	TRF-0048-22J	2022	METRO BUS	SECT 5307: ST. CLOUD MTC; TRANSIT SIGNAL PRIORITY (TSP)	0.00	B9	TRANSIT GRANT CAP IMP (NON-VEHICLE)	FTA	30,000	-	-	24,000	-	-	6,000
642	BB	TRS-0048-22T	2022	METRO BUS	ST CLOUD: 4 CNG FIXED ROUTE LARGE BUSES-REPLACEMENT	0.00	TR	TRANSIT VEHICLE PURCHASE	STBGP	2,400,000	1,920,000	-	-	-	-	480,000
643	PED/BIKE	005-090-002	2022	BENTON COUNTY	CONSTRUCT TRAIL ALONG MN 23 FROM 8TH AVE TO 13TH AVE IN FOLEY INCLUDING PUSH BUTTON CROSSING IMPROVEMENTS AND RADAR FEEDBACK SIGNS	0.50	EN	NEW TRAIL	STBGTAP	503,844	403,075	-	-	-	-	100,769
644	PED/BIKE	005-090-003	2022	BENTON COUNTY	CONSTRUCT TRAIL ALONG MN 25 FROM NORWAY DR TO BIRCH DR IN FOLEY	0.30	EN	NEW TRAIL	STBGTAP	100,000	80,000	-	-	-	-	20,000
645	PED/BIKE	018-090-002	2022	BRAINERD	CONSTRUCT 6' WIDE SIDEWALK ON E SIDE OF MN 371 BUSINESS FROM JOSEPH ST TO INDUSTRIAL PARK ROAD/BUFFALO HILLS LANE JCT IN BRAINERD	0.75	EN	SIDEWALKS	STBGTAP	547,001	437,600	-	-	-	-	109,401
646	CSAH 45	018-645-008	2022	CROW WING COUNTY	CROW WING CSAH 45, FROM SOUTH COUNTY LINE TO CROW WING CSAH 2, RESURFACING	3.60	RS	BITUMINOUS OVERLAY	STBGP	646,501	517,201	-	-	-	-	129,300
647	CSAH 5	030-605-032	2022	ISANTI COUNTY	**AC** ISANTI CSAH 5, FROM MN 47 TO CSAH 10, RECONSTRUCTION (AC PROJECT, PAYBACK IN 2023)	4.00	RC	RECONST.	STBGP	3,273,280	1,326,720	326,720	-	-	-	1,946,560
648	CR 257	049-596-010	2022	MORRISON COUNTY	MORRISON CR 257, FROM MN 27 TO US 10 IN LITTLE FALLS, RECONSTRUCTION	0.90	RC	RECONST.	STBGP	1,816,359	1,453,087	-	-	-	-	363,272
649	CSAH 13	071-070-040AC2	2022	SHERBURNE COUNTY	**AC** SHERBURNE CSAH 13, CONSTRUCT ROUNDABOUT AT SHERBURNE CR 40 INTERSECTION AND CONSTRUCT ROUNDABOUT AT SHERBURNE CO CSAH 33 INTERSECTION IN ELK RIVER (AC PAYBACK 2 OF 2)	0.00	SH	ROUNDABOUT	STBGP	768,000	768,000	-	-	-	-	-

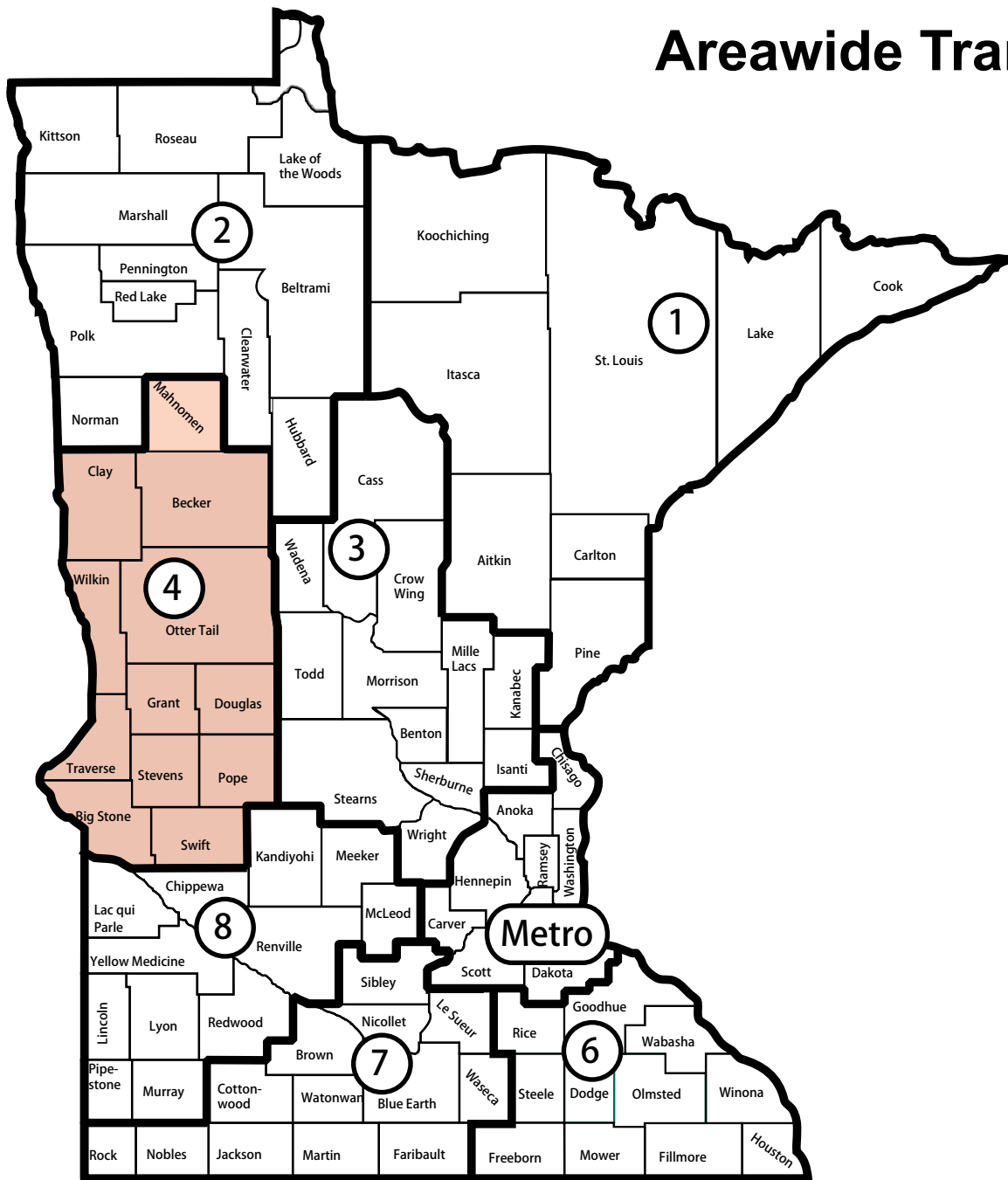
ATP 3																
SFY 2019-2022 STATE TRANSPORTATION IMPROVEMENT PROGRAM (STIP)																
SORT BY: ATP, YEAR, TRANSIT, RAIL, LOCAL SP, MNDOT SP, SETASIDE																
SEQ#	ROUTE SYSTEM	PROJECT NUMBER (SP)	YEAR	AGENCY	PROJECT DESCRIPTION	MILE	PRGM	WORK TYPE	PROPOSED FUND	STIP TOTAL	FHWA	AC	FTA	TH	BOND	OTHER
650	PED/BIKE	071-090-005AC	2022	SHERBURNE COUNTY	**AC** CONSTRUCT GREAT NORTHERN TRAIL CONNECTION FROM THE ELK RIVER CITY LIMITS TO THE ZIMMERMAN CITY LIMITS (AC PROJECT, PAYBACK 1 OF 1)	4.00	EN	NEW TRAIL	STBG TAP	261,801	261,801	-	-	-	-	-
651	CSAH 72	073-672-006	2022	STEARNS COUNTY	STEARNS CSAH 72, FROM STEARNS/TODD CO LINE TO SINCLAIR LEWIS AVE IN SAUK CENTRE, RECLAMATION	4.50	RD	BITUMINOUS RECLAMATION	STBGP	2,600,000	900,000	-	-	-	-	1,700,000
652	CSAH 75	073-675-040AC2	2022	STEARNS COUNTY	**AC** STEARNS CSAH 75, FROM 15TH AVE IN WAITE PARK TO PARK AVE IN ST. CLOUD ALONG DIVISION ST, REHABILITATE CONCRETE PAVEMENT (AC PAYBACK 2 OF 2)	1.40	RD	CONCRETE PAVEMENT REHAB	STBGP	353,700	353,700	-	-	-	-	-
653	CSAH 26	077-626-009	2022	TODD COUNTY	TODD CSAH 26, FROM TODD CSAH 21 TO TODD CSAH 7, RESURFACING	4.50	RS	BITUMINOUS OVERLAY	STBGP	564,405	451,524	-	-	-	-	112,881
654	CSAH 2	080-602-012	2022	WADENA COUNTY	WADENA CSAH 2, FROM WADENA CSAH 26 TO WADENA CSAH 30, RESURFACING	5.00	RS	BITUMINOUS OVERLAY	STBGP	890,735	712,588	-	-	-	-	178,147
655	CSAH 19	086-619-035	2022	WRIGHT COUNTY	WRIGHT CSAH 19, CHESTNUT AVE SE. TO ASH AVE. NE IN ST. MICHAEL, ROADWAY EXPANSION	0.30	MC	MAJOR CONST.	STBGP	3,000,000	1,500,000	-	-	-	-	1,500,000
656	MSAS 141	162-141-008	2022	ST. CLOUD	ST CLOUD MSAS 141 (COOPER AVE), FROM TRAVERSE ROAD TO STEARNS CSAH 75, RECONSTRUCTION WITH BICYCLE LANES AND SIDEWALK	0.60	RC	RECONST.	STBGP	2,500,000	1,457,080	-	-	-	-	1,042,920
657	MSAS 113	220-113-002	2022	SARTELL	**AC** SARTELL 19TH AVE, FROM STEARNS CSAH 4 TO STEARNS CSAH 133, RECONSTRUCTION (AC PROJECT, PAYBACK IN 2023)	1.30	RC	RECONST.	STBGP	2,859,120	160,100	1,970,880	-	-	-	2,699,020
658	MN 210/169	0119-30	2022	MNDOT	MN 210/169, FROM THE RIPPLE RIVER IN AITKIN TO THE US 169 NORTH JCT IN HASSMAN, UNBONDED CONCRETE OVERLAY, INCLUDING RTL'S AND LTL'S AT THE INTERSECTION OF TH 210 AND CSAH 12/CR 83 EAST OF AITKIN; AND ON US 169 FROM JCT MN 210 AT HASSMAN NORTH TO MISSISSIPPI RIVER BRIDGE - DISTRICT 3 DESIGN AND FUNDING FOR \$7.5M (SP 0119-30), DISTRICT 1 FUNDING FOR \$6.5M (SP 0119-30M)	0.32	RD	BONDED CONCRETE OVERLAY	SF	7,500,000	-	-	-	7,500,000	-	-
659	US 10	0502-115	2022	MNDOT	**SPP** US 10, REPLACE BRIDGE #3666 OVER STREAM WITH BOX CULVERT 0.2 MI NW OF BENTON CSAH 33	0.00	BR	BRIDGE REPLACEMENT	NHPP	820,000	656,000	-	-	164,000	-	-

ATP 3																
SFY 2019-2022 STATE TRANSPORTATION IMPROVEMENT PROGRAM (STIP)																
SORT BY: ATP, YEAR, TRANSIT, RAIL, LOCAL SP, MNDOT SP, SETASIDE																
SEQ#	ROUTE SYSTEM	PROJECT NUMBER (SP)	YEAR	AGENCY	PROJECT DESCRIPTION	MILE	PRGM	WORK TYPE	PROPOSED FUND	STIP TOTAL	FHWA	AC	FTA	TH	BOND	OTHER
660	MN 23	0503-91	2022	MNDOT	**SPP** MN 23, AT US 10 INTERCHANGE IN ST. CLOUD, RECONSTRUCT MN 23 FROM .1 MI W OF LINCOLN AVE TO .1 MI W OF CR 1; RECONSTRUCT US 10 FROM .2 MI W OF ST. GERMAIN TO .1 MI N OF 15TH AVE SE; REPLACE BRIDGES OVER US 10, BR# 9021 WITH BR# 05019 AND BR#9022 WITH BR# 05018; INCLUDES MULTIMODAL IMPROVEMENTS	2.10	MC	RECONST.	NHPP	30,300,000	24,240,000	-	-	6,060,000	-	-
661	MN 23	0504-20	2022	MNDOT	MN 23, FROM 6TH AVE IN FOLEY TO 120TH AVE AT THE RUM RIVER IN MILACA, UNBONDED CONCRETE OVERLAY INCLUDE SAFETY IMPROVEMENTS	13.30	RD	BONDED CONCRETE OVERLAY	SF	12,475,000	-	-	-	12,475,000	-	-
662	MN 23	0504-20S	2022	MNDOT	**SEC164** MN 23, AT 8TH AVE IN FOLEY, CONSTRUCT ROUNDABOUT (HSIP PROJECT)	0.00	SH	ROUNDABOUT	HSIP	1,575,000	1,500,000	-	-	-	-	75,000
663	US 2	1102-69M	2022	MNDOT	**ELLA** US 2, FROM END OF 4 LANE (E OF CASS LAKE) TO CSAH 10, MILL & OVERLAY (DESIGNED BY DIST 2, FUNDED BY ATP 3 UNDER 1102-69M \$2.3M)	5.10	RS	MILL AND OVERLAY	STBGP	2,300,000	-	-	-	2,300,000	-	-
664	US 2	1102-70M	2022	MNDOT	US 2, FROM CASS CSAH 91 TO ITASCA CSAH 18, BITUMINOUS MILL & OVERLAY (DESIGNED BY DIST 2, FUNDED BY ATP 3 UNDER SP 1102-70M \$7.7M & ATP 1 UNDER SP 3102-50M \$0.8M. TOTAL \$8.5M)	15.90	RS	MILL AND OVERLAY	NHPP	7,700,000	6,160,000	-	-	1,540,000	-	-
665	MN 6	1104-26	2022	MNDOT	MN 6, FROM 0.3 MI W OF CSAH-4 TO 0.1 MI E OF E JCT MN 200 IN REMER, RECONDITION PAVEMENT	0.90	RD	RECONDITION PVMT	SF	1,250,000	-	-	-	1,250,000	-	-
666	MN 210	1807-31	2022	MNDOT	MN 210, FROM 0.4 MI E OF THE E JCT MN TH 6 IN DEERWOOD TO 0.1 MI WEST OF 9TH AVE NW IN AITKIN, CONCRETE PAVEMENT REHAB & PLANING (DESIGNED BY D3, ATP 1 FUNDING SP 0118-22M, \$1,750,000)	4.67	RS	CONCRETE PAVEMENT REHAB	NHPP	3,500,000	2,800,000	-	-	700,000	-	-
667	MN 25	1811-35	2022	MNDOT	MN 25, REPLACE BRIDGE #9099 OVER BNSF RAIL 0.5 MI S OF THE JCT MN 210/CSAH 3 IN BRAINERD, INCL BICYCLE-PEDESTRIAN ACCOMMODATIONS	0.00	BR	BRIDGE REPLACEMENT	SF	4,000,000	-	-	-	4,000,000	-	-
668	MN 371B	1814-08	2022	MNDOT	MN 371B, 0.1 MI S. OF 70TH AVE. TO 500 FT SOUTH OF GREENWOOD STREET, MILL AND OVERLAY; AND FROM 500 FT SOUTH OF GREENWOOD ST. TO JOSEPH STREET, URBAN RECONSTRUCTION IN BRAINERD	4.10	RS	RECONST.	NHPP	6,000,000	4,800,000	-	-	1,200,000	-	-
669	MN 95	3006-44	2022	MNDOT	MN 95, AT JCT MN 47 WEST OF CAMBRIDGE, CONSTRUCT ROUNDABOUT	0.00	SC	ROUNDABOUT	SF	1,800,000	-	-	-	1,800,000	-	-

ATP 3																
SFY 2019-2022 STATE TRANSPORTATION IMPROVEMENT PROGRAM (STIP)																
SORT BY: ATP, YEAR, TRANSIT, RAIL, LOCAL SP, MNDOT SP, SETASIDE																
SEQ#	ROUTE SYSTEM	PROJECT NUMBER (SP)	YEAR	AGENCY	PROJECT DESCRIPTION	MILE	PRGM	WORK TYPE	PROPOSED FUND	STIP TOTAL	FHWA	AC	FTA	TH	BOND	OTHER
670	MN 65	3307-43	2022	MNDOT	**SPP** MN 65 AND MN 23, REPLACE BRIDGE #6778 OVER SNAKE RIVER 1.0 MI S OF THE N JCT MN 23 AND MN 65 IN MORA.	0.00	BR	BRIDGE REPLACEMENT	NHPP	3,630,000	2,904,000	-	-	726,000	-	-
671	194	7380-259	2022	MNDOT	**SPP** I-94, REPLACE BRIDGE NOS. 73875 AND 73876 OVER BNSF RR 0.6 MI WEST ON MN 23 INTERCHANGE	0.20	BR	BRIDGE REPLACEMENT	NHPP	6,054,000	5,448,600	-	-	605,400	-	-
672	MN 27	7703-16	2022	MNDOT	MN 27, FROM THE DOUGLAS/TODD CO LINE IN OSAKIS TO US 71, RECLAMATION	13.00	RD	BITUMINOUS RECLAMATION	SF	14,778,550	-	-	-	14,778,550	-	-
673	US 71	7708-42	2022	MNDOT	**SPP** US 71, REPLACE BRIDGES #6227 AT DRAYER CREEK WITH BOX CULVERT AND #6228 AT HARRIS CREEK WITH BOX CULVERT IN BROWERVILLE	0.00	BR	BRIDGE REPLACEMENT	NHPP	1,400,000	1,120,000	-	-	280,000	-	-
674	MN 25	8604-37	2022	MNDOT	MN 25, FROM 0.1 MI S OF 1ST ST TO 0.2 MI N OF SETTLERS PKWY IN BUFFALO, URBAN RECONSTRUCTION, INCLUDE ROUNDABOUT AT WRIGHT CSAH 12	0.50	RC	RECONST.	SF	6,200,000	-	-	-	6,200,000	-	-
675	194	8680-173NAC2	2022	MNDOT	**AC**SPP** I-94, FROM MN 24 IN CLEARWATER TO 0.3 MI E OF BRIDGE #86802 UNDER CSAH 39 NEAR MONTICELLO (EBL AND WBL), RECONSTRUCTION (AC PAYBACK 2 of 2)	14.00	RC	RECONST.	NHPP	2,452,000	2,452,000	-	-	-	-	-
676	194	8680-173PAC2	2022	MNDOT	**AC**SPP** I-94, FROM MN 24 IN CLEARWATER TO 0.3 MI E OF BRIDGE #86802 UNDER CSAH 39 NEAR MONTICELLO (EBL AND WBL), RECONSTRUCTION (AC PAYBACK 2 of 2)	14.00	RC	RECONST.	STBGP	7,378,000	7,378,000	-	-	-	-	-
677	MN 999	8803-AM-22	2022	MNDOT	DISTRICTWIDE SETASIDE - LOCAL PARTNERSHIP PROGRAM (LPP) - 2022	0.00	AM	COOP CONST AGREEMENT	SF	1,300,000	-	-	-	1,300,000	-	-
678	MN 999	8803-CA-22	2022	MNDOT	DISTRICTWIDE SETASIDE - EXTERNAL PROJECT DEVELOPMENT - 2022	0.00	CA	MISCELLANEOUS	SF	3,548,444	-	-	-	3,548,444	-	-
679	MN 999	8803-CA-22A	2022	MNDOT	**17NEW** DISTRICTWIDE SETASIDE - PROJECT DEVELOPMENT - 2022	0.00	CA	MISCELLANEOUS	SF	1,525,800	-	-	-	1,525,800	-	-
680	MN 999	8803-MA-22	2022	MNDOT	DISTRICTWIDE SET ASIDES - MISC AGREEMENTS - 2022	0.00	MA	MISC. AGREEMENT	SF	400,000	-	-	-	400,000	-	-
681	MN 999	8803-PD-22	2022	MNDOT	DISTRICTWIDE SETASIDE - INTERNAL PROJECT DEVELOPMENT - 2022	0.00	CA	MISCELLANEOUS	SF	2,100,000	-	-	-	2,100,000	-	-
682	MN 999	8803-PM-22	2022	MNDOT	DISTRICTWIDE SET ASIDES - PREVENTATIVE MAINTENANCE - 2022	0.00	PM	PREVENTIVE MAINTENANCE	SF	3,500,000	-	-	-	3,500,000	-	-
683	MN 999	8803-RB-22	2022	MNDOT	DISTRICTWIDE SET ASIDES - LANDSCAPING - 2022	0.00	RB	LANDSCAPE PARTNERSHIP	SF	30,000	-	-	-	30,000	-	-
684	MN 999	8803-RW-22	2022	MNDOT	DISTRICTWIDE SET ASIDES - RIGHT-OF-WAY - 2022	0.00	RW	RIGHT OF WAY PURCHASE	SF	2,000,000	-	-	-	2,000,000	-	-
685	MN 999	8803-RW-22A	2022	MNDOT	**17NEW** DISTRICTWIDE SET ASIDES - RIGHT-OF-WAY - 2022	0.00	RW	RIGHT OF WAY PURCHASE	SF	2,000,000	-	-	-	2,000,000	-	-

ATP 3																
SFY 2019-2022 STATE TRANSPORTATION IMPROVEMENT PROGRAM (STIP)																
SORT BY: ATP, YEAR, TRANSIT, RAIL, LOCAL SP, MNDOT SP, SETASIDE																
SEQ#	ROUTE SYSTEM	PROJECT NUMBER (SP)	YEAR	AGENCY	PROJECT DESCRIPTION	MILE	PRGM	WORK TYPE	PROPOSED FUND	STIP TOTAL	FHWA	AC	FTA	TH	BOND	OTHER
686	MN 999	8803-RX-22	2022	MNDOT	DISTRICTWIDE SET ASIDES - MISC ROAD & BRIDGE REPAIR (BARC) - 2022	0.00	RX	BARC	SF	2,500,000	-	-	-	2,500,000	-	-
687	MN 999	8803-SA-22	2022	MNDOT	DISTRICTWIDE SET ASIDES - SUPPLEMENTAL AGREEMENTS/OVERRUNS - 2022	0.00	SA	SUPP. AGREE & COST OVERRUNS	SF	4,400,000	-	-	-	4,400,000	-	-
688	MN 999	8803-SC-22	2022	MNDOT	DISTRICTWIDE SET ASIDES - SAFETY IMPROVEMENTS - 2022	0.00	SC	SAFETY IMPROVEMENT	SF	300,000	-	-	-	300,000	-	-
689	LOCAL 999	8803-SHL-22	2022	MNDOT	DISTRICTWIDE SETASIDES - HIGHWAY SAFETY IMPROVEMENT PROGRAM - 2022	0.00	SH	SAFETY IMPROVEMENT	HSIP	3,555,556	3,200,000	-	-	-	-	355,556
690	MN 999	8803-SHS-22	2022	MNDOT	DISTRICTWIDE SET ASIDES - DISTRICT 3 HSIP SHARE - 2022	0.00	SH	SAFETY IMPROVEMENT	HSIP	2,555,556	2,300,000	-	-	255,556	-	-
Total										190,787,652	77,661,076	2,297,600	2,520,000	85,438,750	-	25,167,826

Areawide Transportation Partnership (ATP) Boundaries



DISTRICT 4

Shiloh Wahl
Transportation District Engineer
(218) 846-3603
1000 Hwy 10 West
Detroit Lakes, Minnesota 56501
General Information: (218) 846-3600
(800)-657-3984

ATP 4																
SFY 2019-2022 STATE TRANSPORTATION IMPROVEMENT PROGRAM (STIP)																
SORT BY: ATP, YEAR, TRANSIT, RAIL, LOCAL SP, MNDOT SP, SETASIDE																
SEQ#	ROUTE SYSTEM	PROJECT NUMBER (SP)	YEAR	AGENCY	PROJECT DESCRIPTION	MILE	PRGM	WORK TYPE	PROPOSED FUND	STIP TOTAL	FHWA	AC	FTA	TH	BOND	OTHER
691	BB	TRF-0034-19A	2019	MOORHEAD	SECT 5307: CITY OF MOORHEAD TRANSIT OPERATING ASSISTANCE	0.00	B9	TRANSIT OPERATIONS	FTA	3,250,000	-	-	355,000	-	-	2,895,000
692	BB	TRF-0034-19D	2019	MOORHEAD	SECT 5307: CITY OF MOORHEAD, PURCHASE BUS (CLASS 400) AND BUS RELATED EQUIPMENT	0.00	B9	TRANSIT VEHICLE PURCHASE	FTA	85,000	-	-	68,000	-	-	17,000
693	BB	TRF-0034-19F	2019	MOORHEAD	SECT 5307: CITY OF MOORHEAD, PURCHASE VAN (CLASS 200) AND VAN RELATED EQUIPMENT	0.00	B9	TRANSIT VEHICLE PURCHASE	FTA	28,000	-	-	22,400	-	-	5,600
694	BB	TRF-0034-19G	2019	MOORHEAD	SECT 5307: CITY OF MOORHEAD, PURCHASE ONE <30 FT. BUS AND BUS RELATED EQUIPMENT	0.00	B9	TRANSIT VEHICLE PURCHASE	FTA	28,000	-	-	22,400	-	-	5,600
695	BB	TRF-0034-19I	2019	MOORHEAD	SECT 5307: CITY OF MOORHEAD BUS SHELTER	0.00	B9	TRANSIT GRANT CAP IMP (NON-VEHICLE)	FTA	23,300	-	-	18,640	-	-	4,660
696	BB	TRF-0034-19J	2019	MOORHEAD	SECT 5307: CITY OF MOORHEAD, PURCHASE MISC SUPPORT EQUIPMENT - FORK LIFT & MOBILE LIFT (1/3 SHARE)	0.00	B9	TRANSIT GRANT CAP IMP (NON-VEHICLE)	FTA	25,000	-	-	20,000	-	-	5,000
697	BB	TRF-0034-19K	2019	MOORHEAD	SECT 5307: CITY OF MOORHEAD FARE COLLECTION SYSTEM	0.00	B9	TRANSIT GRANT CAP IMP (NON-VEHICLE)	FTA	318,000	-	-	58,000	-	-	260,000
698	RR	21-00125	2019	MNDOT	CP RR, INSTALL GATES, CSAH 4, 1ST ST, FORADA, DOUGLAS COUNTY	0.00	SR	RAILROADS	RRS	289,391	260,452	-	-	-	-	28,939
699	RR	44-00105	2019	MNDOT	CP RR, UPGRADE EXISTING SIGNAL EQUIPMENT AT CSAH 25, JEFFERSON AVE, MAHNOMEN, MAHNOMEN COUNTY	0.00	SR	RAILROADS	RRS	295,000	5,000	-	-	-	-	290,000
700	RR	56-00135	2019	MNDOT	CP RR, INSTALL GATES AT M 12, S TOWN LINE RD, VERGAS, OTTER TAIL COUNTY	0.00	SR	RAILROADS	RRS	250,000	225,000	-	-	-	-	25,000
701	RR	56-00136	2019	MNDOT	CP RR, INSTALL GATES AT CSAH 61, TOWNSHIP OF LEAF LAKE, OTTER TAIL COUNTY	0.00	SR	RAILROADS	RRS	264,197	237,777	-	-	-	-	26,420
702	RR	5622-17	2019	MNDOT	BNSF RR, UPGRADE EXISTING SIGNAL SYSTEM, MN TH 106, TOWNSHIP OF NEWTON, OTTER TAIL COUNTY	0.00	SR	RAILROADS	RRS	275,000	247,500	-	-	27,500	-	-
703	RR	61-00109	2019	MNDOT	CP RR, INSTALL GATES, CR 88, TOWNSHIP OF BANGOR, POPE COUNTY	0.00	SR	RAILROADS	RRS	250,000	225,000	-	-	-	-	25,000
704	RR	76-00111	2019	MNDOT	BNSF RR, INSTALL GATES, M 102, 20TH AVE SE, BENSON, SWIFT COUNTY	0.00	SR	RAILROADS	RRS	250,000	225,000	-	-	-	-	25,000
705	RR	76-00112	2019	MNDOT	BNSF RR, INSTALL GATES M 51, N HERING ST, APPLETON, SWIFT COUNTY	0.00	SR	RAILROADS	RRS	250,000	225,000	-	-	-	-	25,000
706	RR	7601-18	2019	MNDOT	BNSF RR, INSTALL GATES, MN 7, N MUNSTERMAN ST, APPLETON, SWIFT COUNTY	0.00	SR	RAILROADS	RRS	250,000	225,000	-	-	25,000	-	-

ATP 4																
SFY 2019-2022 STATE TRANSPORTATION IMPROVEMENT PROGRAM (STIP)																
SORT BY: ATP, YEAR, TRANSIT, RAIL, LOCAL SP, MNDOT SP, SETASIDE																
SEQ#	ROUTE SYSTEM	PROJECT NUMBER (SP)	YEAR	AGENCY	PROJECT DESCRIPTION	MILE	PRGM	WORK TYPE	PROPOSED FUND	STIP TOTAL	FHWA	AC	FTA	TH	BOND	OTHER
707	PED/BIKE	014-090-006AC	2019	CLAY COUNTY	**AC** ON CSAH 19 (PARKE AVENUE), FROM 12TH STREET TO US 10, GRADING, PAVING, CONSTRUCT MULTI-PURPOSE TRAIL AND SIDEWALK IN GLYNDON (AC PAYBACK, 1 OF 1)	1.00	EN	URBAN RECONST.	STBG TAP	375,000	375,000	-	-	-	-	-
708	CSAH 21	026-621-011	2019	GRANT COUNTY	**AC** ON CSAH 21, FROM US 59 IN BARRETT TO MN 79, GRADING AND SURFACING (AC PROJECT, PAYBACK IN 2021)	4.60	RC	GRADING ONLY	STBGP	540,000	-	1,260,000	-	-	-	540,000
709	CSAH 12	044-612-003AC	2019	MAHNOMEN	**AC** ON CSAH 12 OVER WHITE EARTH RIVER, 1.4 MI SW OF JCT CSAH 18, REPLACE OLD BR #89591 WITH NEW BRIDGE #44JO7, AC PAYBACK, 1 OF 1	0.10	BR	BRIDGE REPLACEMENT	BROS	304,000	304,000	-	-	-	-	-
710	LOCAL 999	056-070-025	2019	BECKER COUNTY	COUNTYWIDE LOCAL HSIP, LATEX EDGELINES	0.00	SH	STRIPING	HSIP	195,440	175,896	-	-	-	-	19,544
711	PED/BIKE	056-090-012	2019	OTTER TAIL COUNTY	**SRTS** PARKERS PRAIRIE SRTS, CONSTRUCT CURB AND GUTTER, SIDEWALKS AND SIGNING IN THE VICINITY OF PARKERS PRAIRIE ELEMETARY	0.00	EN	SIDEWALKS	STBG TAP	284,700	225,000	-	-	-	-	59,700
712	CSAH 19	061-619-010	2019	POPE COUNTY	**AC** ON CSAH 19, FROM S COUNTY LINE TO MN 104, BITUMINOUS RECLAIM AND SURFACING (AC PROJECT, PAYBACK IN 2020)	7.70	RD	BITUMINOUS RECLAMATION	STBGP	827,700	365,700	1,482,300	-	-	-	462,000
713	CSAH 3	084-603-017	2019	WILKIN COUNTY	ON CSAH 3, FROM US 75 TO CSAH 30, BITUMINOUS RECLAMATION AND SURFACING	13.20	RD	BITUMINOUS RECLAMATION	STBGP	3,594,990	2,536,600	-	-	-	-	1,058,390
714	LOCAL 999	088-070-056	2019	CLAY COUNTY	DISTRICTWIDE LOCAL HSIP - LATEX AND EPOXY STRIPING, VARIOUS LOCATIONS	0.00	SH	STRIPING	HSIP	993,080	893,772	-	-	-	-	99,308
715	US 10	117-010-007	2019	DETROIT LAKES	**SPPF** DETROIT LAKES RANDOLPH ROAD IMPROVEMENTS FROM KRIS STREET TO CSAH 54-BITUMINOUS RECLAMATION AND SHOULDER WIDENING (ASSOCIATED TO 0302-XX)	0.83	RC	MISC. AGREEMENT	NHFP	4,600,000	1,500,000	-	-	-	-	3,100,000
716	MSAS 109	126-109-016	2019	FERGUS FALLS	ON MSAS 109 (LINCOLN AVE), FROM I-94 INTERCHANGE TO BROADWAY- BITUMINOUS MILL AND OVERLAY	1.87	RS	MILL AND OVERLAY	STBGP	1,642,500	1,314,000	-	-	-	-	328,500
717	MSAS 129	144-129-005AC	2019	MOORHEAD	**AC** MSAS 129, 15TH AVE N FROM RED RIVER TO 28TH ST N, MILL AND OVERLAY, SIDEWALK, LIGHTING AND 28TH ST N FROM TH10 TO 15TH AVE N- MILL AND OVERLAY/BIKE LANE (ASSOC TO 1407-275) (AC PAYBACK, 1 OF 1)	1.85	RS	MILL AND OVERLAY	STBGP	383,700	383,700	-	-	-	-	-
718	US 10	0301-70	2019	MNDOT	**ELLA** ON TH 10, AT TH 10 AND CSAH 7 IN LAKE PARK, TURN LANES AND INSTALL SIGNAL	0.30	SH	TRAFFIC SIGNAL INSTALL	HSIP	661,059	334,406	-	-	51,849	-	274,804

ATP 4																
SFY 2019-2022 STATE TRANSPORTATION IMPROVEMENT PROGRAM (STIP)																
SORT BY: ATP, YEAR, TRANSIT, RAIL, LOCAL SP, MNDOT SP, SETASIDE																
SEQ#	ROUTE SYSTEM	PROJECT NUMBER (SP)	YEAR	AGENCY	PROJECT DESCRIPTION	MILE	PRGM	WORK TYPE	PROPOSED FUND	STIP TOTAL	FHWA	AC	FTA	TH	BOND	OTHER
719	US 10	1401-187	2019	MNDOT	ADD CAMERA AND VIRTUAL WEIGH STATION CARD TO EXISTING WIM INSTALLATION (FUNDED BY DIST C) ASSOCIATED SP 1480-177	0.30	RB	WEIGH STATION	SF	80,000	-	-	-	80,000	-	-
720	194	1480-177	2019	MNDOT	ON 194, INSTALLATION OF WEIGH-IN-MOTION (WIM) AND CAMERA INSTALLATION, ON US 10, CAMERA INSTALLATION AT WIM 43 (FUNDED BY DISTRICT C) ASSOCIATED SP 1401-187	0.76	RB	WEIGH STATION	SF	620,000	-	-	-	620,000	-	-
721	194	2180-115	2019	MNDOT	**SPP** ON I-94 (EB), FROM E. OF TH 114 TO W OF TH 29, UNBONDED CONCRETE OVERLAY	4.80	RS	CONCRETE PAVEMENT REHAB	NHPP	5,729,081	5,156,173	-	-	572,908	-	-
722	MN 55	2609-39	2019	MNDOT	**ADA** ON MN 55 FROM JCT MN 79 TO 3RD STREET SE, ON US 59 FROM WEST OF SECOND STREET NW TO MN 79, ON MN 79 FROM MN 55 TO EAST OF CSAH 20, GRADING, MILL AND INLAY, LIGHTING, ADA	0.30	RS	MILL AND INLAY	STBGP	2,011,191	1,411,163	-	-	352,791	-	247,237
723	US 10	5605-21M	2019	MNDOT	**SPP** US 10, FROM END 4-LANE W OF WADENA TO OINK JOINT ROAD, MILL AND OVERLAY, AND FROM 0.1 MI W OF 3RD ST NW TO 0.1 MI E OF 2ND ST NE IN WADENA URBAN RECONSTRUCTION, INCLUDING SIGNAL UPGRADE, DESIGNED BY DISTRICT 3 (ASSOCIATED SP 8001-40), FUNDED BY ATP 3 AND ATP 4, ATP 3, 10.0M, ATP 4, \$1,205,000	2.03	MC	MILL AND OVERLAY	NHPP	1,205,000	964,000	-	-	241,000	-	-
724	MN 28	6103-34	2019	MNDOT	**SPP** ON MN 28, FROM STARBUCK TO GLENWOOD, RECLAIM (ASSOCIATED TO 6103-34S)	7.60	RD	BITUMINOUS RECLAMATION	NHPP	5,027,831	4,022,265	-	-	1,005,566	-	-
725	MN 28	6103-34S	2019	MNDOT	ON TH 28, FROM GLENWOOD TO STARBUCK, SHOULDER WIDENING (ASSOCIATED TO 6103-34)	7.60	SH	BITUMINOUS RECLAMATION	HSIP	1,440,904	1,296,814	-	-	144,090	-	-
726	MN 119	7611-15M	2019	MNDOT	ON TH 119, FROM SWIFT/LAC QUI PARLE COUNTY LINE TO US 12, MILL AND OVERLAY, DESIGNED BY DISTRICT 8 (ASSOCIATED TO SP 7611-15)(DESIGNED BY DIST 8, FUNDED BY DISTRICT 4 AND 8, ATP 4 \$3,000,000; ATP 8 \$1,400,000)	8.86	RS	MILL AND OVERLAY	STBGP	3,000,000	2,400,000	-	-	600,000	-	-
727	US 27, 75	7802-33	2019	MNDOT	**17NEW**ELLA** ON MN 27, FROM SOUTH OF CSAH 6 TO WEST OF 16TH STREET IN WHEATON; AND ON US 75, FROM CSAH 11 IN DUMONT TO SOUTH OF 2ND AVE SOUTH IN WHEATON, GRADING, CIR, BIT RESURF	16.40	RS	BIT COLD INPLACE RECYCLING	STBGP	6,091,524	4,873,219	-	-	1,218,305	-	-
728	MN 27	7802-35	2019	MNDOT	ON MN 27, FROM 300' WEST OF 16TH ST SOUTH TO JCT. US 75; AND ON US 75, FROM 2ND AVE SOUTH TO 5TH AVE NORTH, BITUMINOUS MILL & OVERLAY, PED RAMPS AND SIDEWALKS	1.00	SC	PED RAMPS (ADA IMP)	STBGP	1,065,020	852,016	-	-	213,004	-	-

ATP 4																
SFY 2019-2022 STATE TRANSPORTATION IMPROVEMENT PROGRAM (STIP)																
SORT BY: ATP, YEAR, TRANSIT, RAIL, LOCAL SP, MNDOT SP, SETASIDE																
SEQ#	ROUTE SYSTEM	PROJECT NUMBER (SP)	YEAR	AGENCY	PROJECT DESCRIPTION	MILE	PRGM	WORK TYPE	PROPOSED FUND	STIP TOTAL	FHWA	AC	FTA	TH	BOND	OTHER
729	MN 999	8824-154	2019	MNDOT	**ELLA** DISTRICTWIDE CULVERT REPLACEMENT, VARIOUS LOCATIONS	0.00	DR	CULVERT REPLACEMENT	SF	414,381	-	-	-	414,381	-	-
730	MN 999	8824-175	2019	MNDOT	**IDIQ** DISTRICTWIDE CHIPSEAL- VARIOUS LOCATIONS (MINIMUM CONTRACT \$2,000,000 / MAXIMUM CONTRACT \$3,900,000), EXPIRATION DATE: 12/31/2020	0.00	PM	BITUMINOUS SEAL COAT	STBGP	2,000,000	1,600,000	-	-	400,000	-	-
731	MN 999	8824-184	2019	MNDOT	DISTRICTWIDE NOVA CHIP PROJECT- VARIOUS LOCATIONS	30.00	PM	PAVEMENT RESURF. AND REHAB	SF	4,000,000	-	-	-	4,000,000	-	-
732	MN 999	8804-AM-19	2019	MNDOT	DISTRICTWIDE SETASIDE - LOCAL PARTNERSHIP PROGRAM (LPP) - 2019	0.00	AM	COOP CONST AGREEMENT	SF	800,000	-	-	-	800,000	-	-
733	MN 999	8804-CA-19	2019	MNDOT	DISTRICTWIDE SETASIDE - EXTERNAL PROJECT DELIVERY - 2019	0.00	CA	MISCELLANEOUS	SF	3,000,000	-	-	-	3,000,000	-	-
734	MN 999	8804-CA-19A	2019	MNDOT	**17NEW** DISTRICTWIDE SETASIDE - PROJECT DELIVERY - 2019	0.00	CA	MISCELLANEOUS	SF	1,750,000	-	-	-	1,750,000	-	-
735	MN 999	8804-PD-19	2019	MNDOT	DISTRICTWIDE SETASIDE - INTERNAL PROJECT DELIVERY - 2019	0.00	CA	MISCELLANEOUS	SF	1,233,000	-	-	-	1,233,000	-	-
736	MN 999	8804-RW-19	2019	MNDOT	DISTRICTWIDE SETASIDES - RIGHT-OF-WAY - 2019	0.00	RW	RIGHT OF WAY PURCHASE	SF	750,000	-	-	-	750,000	-	-
737	MN 999	8804-RX-19	2019	MNDOT	DISTRICTWIDE SETASIDES - BARC - 2019	0.00	RX	BARC	SF	2,585,619	-	-	-	2,585,619	-	-
738	MN 999	8804-SA-19	2019	MNDOT	DISTRICTWIDE SETASIDES - CONSTRUCTION OVERRUNS & SUPP AGREE - 2019	0.00	SA	SUPP. AGREE & COST OVERRUNS	SF	3,700,000	-	-	-	3,700,000	-	-
Total										67,036,608	32,859,453	2,742,300	564,440	23,785,013	-	9,827,702

ATP 4																
SFY 2019-2022 STATE TRANSPORTATION IMPROVEMENT PROGRAM (STIP)																
SORT BY: ATP, YEAR, TRANSIT, RAIL, LOCAL SP, MNDOT SP, SETASIDE																
SEQ#	ROUTE SYSTEM	PROJECT NUMBER (SP)	YEAR	AGENCY	PROJECT DESCRIPTION	MILE	PRGM	WORK TYPE	PROPOSED FUND	STIP TOTAL	FHWA	AC	FTA	TH	BOND	OTHER
739	BB	TRF-0034-20A	2020	MOORHEAD	SECT 5307: CITY OF MOORHEAD TRANSIT OPERATING ASSISTANCE	0.00	B9	TRANSIT OPERATIONS	FTA	3,380,000	-	-	365,000	-	-	3,015,000
740	BB	TRF-0034-20D	2020	MOORHEAD	SECT 5307: CITY OF MOORHEAD, COMMUNICATION EQUIPMENT	0.00	B9	TRANSIT GRANT CAP IMP (NON-VEHICLE)	FTA	59,000	-	-	47,200	-	-	11,800
741	BB	TRF-0034-20E	2020	MOORHEAD	SECT 5307: CITY OF MOORHEAD BUS SHELTER	0.00	B9	TRANSIT GRANT CAP IMP (NON-VEHICLE)	FTA	24,000	-	-	19,200	-	-	4,800
742	BB	TRS-0034-20T	2020	MOORHEAD	CITY OF MOORHEAD;PURCHASE ONE <30 FT. BUS AND BUS RELATED EQUIPMENT	0.00	TR	TRANSIT VEHICLE PURCHASE	STBGP	87,000	69,600	-	-	-	-	17,400
743	BB	TRS-0034-20TA	2020	MOORHEAD	CITY OF MOORHEAD; PURCHASE ONE <30 FT. BUS AND BUS RELATED EQUIPMENT	0.00	TR	TRANSIT VEHICLE PURCHASE	STBGP	87,000	69,600	-	-	-	-	17,400
744	RR	14-00126	2020	MNDOT	OTVR RR, INSTALL GATES AT CSAH 2, BARNESVILLE, CLAY COUNTY	0.00	SR	RAILROADS	RRS	230,000	207,000	-	-	-	-	23,000
745	RR	21-00126	2020	MNDOT	CP RR, INSTALL GATES AT CR 64, TOWNSHIP OF MILTONA, DOUGLAS COUNTY	0.00	SR	RAILROADS	RRS	230,000	207,000	-	-	-	-	23,000
746	RR	56-00137	2020	MNDOT	CP RR, INSTALL GATES AT M29, MARSHALL AVE, HENNING, OTTER TAIL COUNTY	0.00	SR	RAILROADS	RRS	230,000	207,000	-	-	-	-	23,000
747	RR	61-00110	2020	MNDOT	CP RR, INSTALL GATES AT CR 85, BROOTEN, POPE COUNTY	0.00	SR	RAILROADS	RRS	230,000	207,000	-	-	-	-	23,000
748	RR	61-00111	2020	MNDOT	CP RR, INSTALL GATES AT CSAH 30, TOWNSHIP OF LEVEN, POPE COUNTY	0.00	SR	RAILROADS	RRS	230,000	207,000	-	-	-	-	23,000
749	US 10	003-070-013	2020	BECKER COUNTY	**SEC164** ON US 10, AT CSAH 54 IN DETROIT LAKES, SIGNAL INSTALLATION (ASSOCIATED TO SP 0302-81, 0302-81S, AND SP 117-070-001)	0.00	SH	TRAFFIC SIGNAL REVISION	HSIP	404,000	404,000	-	-	-	-	-
750	LOCAL 999	014-070-010	2020	CLAY COUNTY	ON CSAH 14, FROM MN 336 TO CSAH 17, SHOULDER PAVING, EDGELINES AND RUMBLE STRIPS	2.65	SH	EDGELINE RUMBLE STRIPS	HSIP	264,683	238,214	-	-	-	-	26,469
751	CSAH 10	026-070-010S	2020	GRANT COUNTY	ON CSAH 10, FROM CSAH 2 TO MN 79, SHOULDERS PAVING, RUMBLE STRIPES, EDGELINES (ASSOCIATED TO 026-610-023 AND 026-070-011) (026-610-023 NON-PAR LF ON CSAH 10, FROM CSAH 2 TO MN 79, GRADING AND PAVING)	7.29	SH	PAVE SHOULDER	HSIP	4,466,672	320,000	-	-	-	-	4,146,672
752	CSAH 10	026-070-011S	2020	GRANT COUNTY	ON CSAH 10, FROM CSAH 2 TO MN 79, CURVE REALIGNMENT (ASSOCIATED TO 026-610-023 AND 026-070-010)	0.00	SH	GRADING ONLY	HSIP	888,889	800,000	-	-	-	-	88,889
753	PED/BIKE	056-090-013	2020	OTTER TAIL COUNTY	ON CSAH 34, FROM CSAH 35 TO CONEY ST IN PERHAM, PAVED MULTI-USE TRAIL	6.41	EN	NEW TRAIL	STBG TAP	809,600	440,000	-	-	-	-	369,600
754	PED/BIKE	056-635-035	2020	OTTER TAIL COUNTY	ON CSAH 35, FROM CSAH 1 TO CSAH 41, BITUMINOUS RESURFACING	7.50	RS	BITUMINOUS OVERLAY	STBGP	2,725,200	1,541,504	-	-	-	-	1,183,696
755	PED/BIKE 999	061-090-007	2020	POPE COUNTY	**AC** CONSTRUCT MULTI-USE TRAIL ALONG MN29 AND MN28 IN STARBUCK, (ASSOCIATED TO 6105-26) (AC PROJECT, PAYBACK IN 2021)	0.78	EN	NEW TRAIL	STBG TAP	254,600	-	375,000	-	-	-	254,600

ATP 4																
SFY 2019-2022 STATE TRANSPORTATION IMPROVEMENT PROGRAM (STIP)																
SORT BY: ATP, YEAR, TRANSIT, RAIL, LOCAL SP, MNDOT SP, SETASIDE																
SEQ#	ROUTE SYSTEM	PROJECT NUMBER (SP)	YEAR	AGENCY	PROJECT DESCRIPTION	MILE	PRGM	WORK TYPE	PROPOSED FUND	STIP TOTAL	FHWA	AC	FTA	TH	BOND	OTHER
756	CSAH 19	061-619-010AC	2020	POPE COUNTY	**AC** ON CSAH 19, FROM S COUNTY LINE TO TH 104, BITUMINOUS RECLAIM AND SURFACING (AC PAYBACK, 1 OF 1)	7.70	RD	BITUMINOUS RECLAMATION	STBGP	1,482,300	1,482,300	-	-	-	-	-
757	CSAH 8	075-598-008	2020	STEVENS	**AC** CR 70, OVER THE POMME DE TERRE RIVER, REPLACE BRIDGE #89990 WITH BRIDGE #75J15 (AC PAYBACK, 1 OF 1)	0.10	BR	BRIDGE REPLACEMENT	BROS	138,773	138,773	-	-	-	-	-
758	US 10	117-070-001	2020	DETROIT LAKES	**SEC164** ON US 10, INTERSECTION AND SIGNAL REVISION AT CSAH 54 AND KRIS STREET IN DETROIT LAKES (ASSOCIATED TO SP 0302-81, 0302-81S, AND SP 003-070-013)	0.00	SH	TRAFFIC SIGNAL REVISION	HSIP	326,000	326,000	-	-	-	-	-
759	PED/BIKE	144-090-018	2020	MOORHEAD	ALONG RIVERSHORE DRIVE S IN MOORHEAD, FROM 20TH AVE S TO 50TH AVE S, PAVED MULTI-USE TRAIL	2.10	EN	NEW TRAIL	STBGTAP	525,195	360,000	-	-	-	-	165,195
760	MSAS 115	144-115-016	2020	MOORHEAD	**MN058**MN208**ON 11TH AVE, RIGHT OF WAY ACQUISITION FOR 11TH STREET UNDERPASS	1.58	RW	RIGHT OF WAY PURCHASE	DEMO	531,993	425,594	-	-	-	-	106,399
761	MSAS 118	144-118-016	2020	MOORHEAD	ON 12TH AVE S, FROM 5TH STREET TO 20TH ST, MILL AND OVERLAY, AND FROM 20TH ST TO SE MAIN AVE, PAVEMENT REPLACEMENT	1.58	RS	MILL AND OVERLAY	STBGP	2,440,220	1,776,196	-	-	-	-	664,024
762	US 10	0302-81	2020	MNDOT	ON US 10, INTERSECTION AND SIGNAL REVISION AT CSAH 54 AND KRIS STREET IN DETROIT LAKES (ASSOCIATED TO SP 117-070-001 AND SP 003-070-013)	0.00	SC	TRAFFIC SIGNAL REVISION	NHPP	1,027,000	821,600	-	-	205,400	-	-
763	US 10	0302-81S	2020	MNDOT	**SEC164** ON US 10, INTERSECTION AND SIGNAL REVISION AT CSAH 54 AND KRIS STREET IN DETROIT LAKES (ASSOCIATED TO SP 117-070-001 AND SP 003-070-013)	0.00	SH	TRAFFIC SIGNAL REVISION	HSIP	770,000	770,000	-	-	-	-	-
764	MN 55	2609-36	2020	MNDOT	**17NEW**ELLA**ON MN 55, FROM GRANT AVE. IN BARRETT TO DOUGLAS/GRANT COUNTY LINE, GRADING, RECLAIM, AND REPLACE OLD BRIDGE #5480 WITH NEW BRIDGE 26X02 OVER THE POMME DE TERRE RIVER	9.50	BR	BRIDGE REPLACEMENT	STBGP	5,281,697	4,225,358	-	-	1,056,339	-	-
765	MN 210	5601-33	2020	MNDOT	**17NEW**CHAP3** ON MN 210, 1.8 E. WILKIN COUNTY LINE TO 0.4 W OF I-94, RECONSTRUCTION	5.40	RD	NEW PAVEMENT	NHPP BF	8,872,170	7,059,011	-	-	-	1,764,753	48,406
766	MN 28	6105-26	2020	MNDOT	MN 29, MN 28, MN 114 IN STARBUCK, RECONSTRUCTION, MULTI-USE TRAIL AND ADA (ASSOCIATED TO 061-090-007)	1.40	RD	MILL AND INLAY	STBGP	5,177,250	2,661,000	-	-	665,250	-	1,851,000
767	MN 28	7503-38	2020	MNDOT	**17NEW**CHAP3** ON MN 28, FROM CHOKIO TO MORRIS, MILL & OVERLAY, AND REPLACE BOX CULVERT BRIDGES (1745, 8118, 1744)	12.90	RD	MILL AND OVERLAY	BF	4,721,975	-	-	-	-	4,721,975	-

ATP 4																
SFY 2019-2022 STATE TRANSPORTATION IMPROVEMENT PROGRAM (STIP)																
SORT BY: ATP, YEAR, TRANSIT, RAIL, LOCAL SP, MNDOT SP, SETASIDE																
SEQ#	ROUTE SYSTEM	PROJECT NUMBER (SP)	YEAR	AGENCY	PROJECT DESCRIPTION	MILE	PRGM	WORK TYPE	PROPOSED FUND	STIP TOTAL	FHWA	AC	FTA	TH	BOND	OTHER
768	US 75	7806-29	2020	MNDOT	ON US 75, 5TH STREET TO BRIDGE OVER MUSTINKA RIVER, MILL & OVERLAY, GRADING, AND REPLACE OLD BRIDGE #6459 WITH NEW BRIDGE #78006 OVER THE MUSTINKA RIVER	0.02	BR	BRIDGE REPLACEMENT	STBGP	1,953,369	1,562,695	-	-	390,674	-	-
769	US 75	8408-58	2020	MNDOT	**ELLA** ON US 75, FROM CR 184 TO THE WILKIN/CLAY COUNTY LINE - MILL AND OVERLAY, ADA IMPROVEMNTS	6.10	RS	MILL AND OVERLAY	STBGP	1,987,269	1,581,815	-	-	395,454	-	10,000
770	MN 999	8824-155	2020	MNDOT	DISTRICTWIDE CULVERT REPLACEMENT, VARIOUS LOCATIONS	0.00	DR	CULVERT REPLACEMENT	SF	625,000	-	-	-	625,000	-	-
771	MN 999	8804-AM-20	2020	MNDOT	DISTRICTWIDE SETASIDE - LOCAL PARTNERSHIP PROGRAM (LPP) - 2020	0.00	AM	MISC. AGREEMENT	SF	550,000	-	-	-	550,000	-	-
772	MN 999	8804-CA-20	2020	MNDOT	DISTRICTWIDE SETASIDE - EXTERNAL PROJECT DELIVERY - 2020	0.00	CA	MISCELLANEOUS	SF	2,800,000	-	-	-	2,800,000	-	-
773	MN 999	8804-CA-20A	2020	MNDOT	**17NEW** DISTRICTWIDE SETASIDE - PROJECT DELIVERY- 2020	0.00	CA	MISCELLANEOUS	SF	550,000	-	-	-	550,000	-	-
774	MN 999	8804-MA-20	2020	MNDOT	DISTRICTWIDE SETASIDES - MISCELLANEOUS AGREEMENTS - 2020	0.00	MA	MISC. AGREEMENT	SF	75,000	-	-	-	75,000	-	-
775	MN 999	8804-PD-20	2020	MNDOT	DISTRICTWIDE SETASIDE - INTERNAL PROJECT DELIVERY - 2020	0.00	CA	MISCELLANEOUS	SF	1,500,000	-	-	-	1,500,000	-	-
776	MN 999	8804-PM-20	2020	MNDOT	DISTRICTWIDE SETASIDES - PREVENTIVE MAINTENANCE - 2020	0.00	PM	PREVENTIVE MAINTENANCE	SF	1,900,000	-	-	-	1,900,000	-	-
777	MN 999	8804-RW-20	2020	MNDOT	DISTRICTWIDE SETASIDES - RIGHT-OF-WAY - 2020	0.00	RW	RIGHT OF WAY PURCHASE	SF	1,280,000	-	-	-	1,280,000	-	-
778	MN 999	8804-RX-20	2020	MNDOT	DISTRICTWIDE SETASIDES - BARC - 2020	0.00	RX	BARC	SF	2,025,000	-	-	-	2,025,000	-	-
779	MN 999	8804-SA-20	2020	MNDOT	DISTRICTWIDE SETASIDES - CONSTRUCTION OVERRUNS & SUPP AGREE - 2020	0.00	SA	SUPP. AGREE & COST OVERRUNS	SF	2,700,000	-	-	-	2,700,000	-	-
Total										63,840,855	28,108,260	375,000	431,400	16,718,117	6,486,728	12,096,350

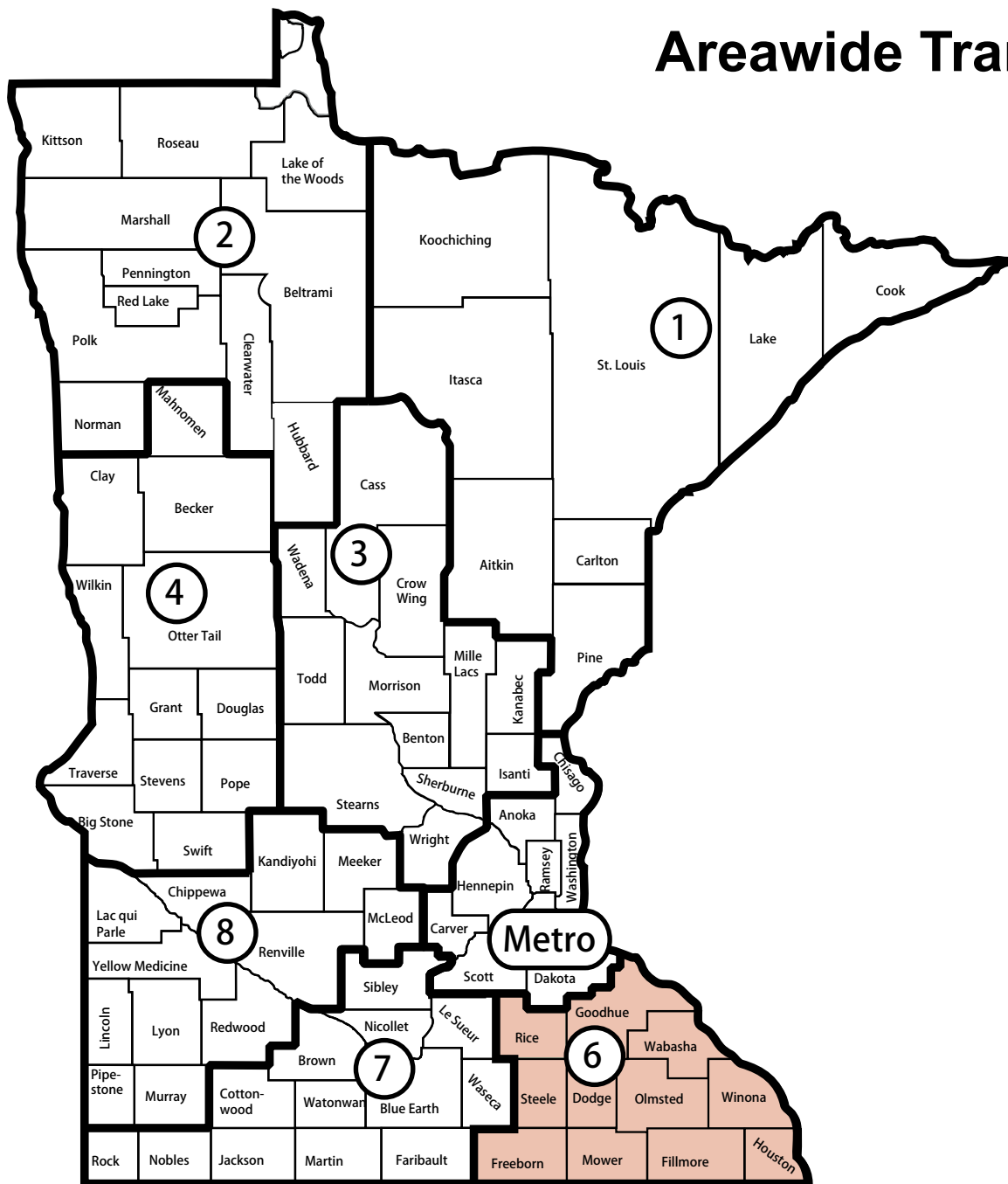
ATP 4																
SFY 2019-2022 STATE TRANSPORTATION IMPROVEMENT PROGRAM (STIP)																
SORT BY: ATP, YEAR, TRANSIT, RAIL, LOCAL SP, MNDOT SP, SETASIDE																
SEQ#	ROUTE SYSTEM	PROJECT NUMBER (SP)	YEAR	AGENCY	PROJECT DESCRIPTION	MILE	PRGM	WORK TYPE	PROPOSED FUND	STIP TOTAL	FHWA	AC	FTA	TH	BOND	OTHER
780	BB	TRF-0034-21A	2021	MOORHEAD	SECT 5307: CITY OF MOORHEAD TRANSIT OPERATING ASSISTANCE	0.00	B9	TRANSIT OPERATIONS	FTA	3,500,000	-	-	376,000	-	-	3,124,000
781	BB	TRF-0034-21B	2021	MOORHEAD	SECT 5307: CITY OF MOORHEAD, PURCHASE ONE <30 FT. REPLACEMENT BUS (SENIOR RIDE VAN)	0.00	B9	TRANSIT VEHICLE PURCHASE	FTA	30,000	-	-	24,000	-	-	6,000
782	BB	TRF-0034-21C	2021	MOORHEAD	SECT 5307: CITY OF MOORHEAD BUS SHELTER	0.00	B9	TRANSIT GRANT CAP IMP (NON-VEHICLE)	FTA	24,700	-	-	19,760	-	-	4,940
783	BB	TRS-0034-21T	2021	MOORHEAD	CITY OF MOORHEAD, PURCHASE 35 FT REPLACEMENT BUS - UNIT 1020	0.00	TR	TRANSIT VEHICLE PURCHASE	STBGP	541,000	432,800	-	-	-	-	108,200
784	CSAH 22	003-622-036	2021	BECKER COUNTY	ON CSAH 22, FROM CSAH 6 IN DETROIT LAKES TO LEGION ROAD, GRADING, AGGREGATE BASE, BIT. SURFACING, STORM SEWER, BIKE TRAIL, ASSOCIATED TO 117-090-001	0.75	RS	URBAN RECONST.	STBGP	2,009,500	1,400,000	-	-	-	-	609,500
785	CSAH 21	026-621-011AC	2021	GRANT COUNTY	**AC** ON CSAH 21, FROM US 59 IN BARRETT TO MN 79, GRADING AND SURFACING (AC PAYBACK 1 OF 1)	4.60	RC	GRADING ONLY	STBGP	1,260,000	1,260,000	-	-	-	-	-
786	CSAH 999	056-070-027	2021	OTTER TAIL COUNTY	COUNTYWIDE SAFETY IMPROVEMENTS (LOCAL HSIP), EDGE LINE STRIPING	0.00	SH	STRIPING	HSIP	202,420	182,178	-	-	-	-	20,242
787	CSAH 19	056-667-037	2021	OTTER TAIL COUNTY	**AC** ON CSAH 67, FROM CSAH 58 TO CSAH 8, BITUMINOUS SURFACING AND AGGREGATE SHOULDERING (AC PAYBACK IN 2022)	6.50	RD	BITUMINOUS RECLAMATION	STBGP	1,218,820	460,000	1,310,580	-	-	-	758,820
788	PED/BIKE 999	061-090-007AC	2021	POPE COUNTY	**AC** CONSTRUCT MULTI-USE TRAIL ALONG MN29 AND MN28 IN STARBUCK, (AC PAYBACK, 1 OF 1)	0.78	EN	NEW TRAIL	STBGTAP	375,000	375,000	-	-	-	-	-
789	CSAH 999	088-070-071	2021	COUNTY	DISTRICTWIDE SAFETY IMPROVEMENTS (LOCAL HSIP), EDGE LINE STRIPING	0.00	SH	STRIPING	HSIP	1,077,046	969,341	-	-	-	-	107,705
790	PED/BIKE 999	117-090-001	2021	DETROIT LAKES	ON CSAH 22, FROM CSAH 6 TO LEGION ROAD, IN DETROIT LAKES, SEPARATED MULTI-USE TRAIL, ASSOCIATED TO SP 003-622-036	0.75	EN	NEW TRAIL	STBGTAP	413,750	325,000	-	-	-	-	88,750
791	MSAS 101	117-101-013	2021	DETROIT LAKES	ON WILLOW STREET IN DETROIT LAKES, FROM CHERYL AVE TO WASHINGTON AVE, GRADING, BITUMINOUS SURFACING, STORM SEWER	0.85	RS	BITUMINOUS OVERLAY	STBGP	2,410,000	1,008,000	-	-	-	-	1,402,000
792	MSAS 105	117-105-004	2021	DETROIT LAKES	ON FRAZEE STREET IN DETROIT LAKES, FROM WASHINGTON AVE TO MCKINLEY AVE, GRADING, BITUMINOUS SURFACING, STORM SEWER, LIGHTING	0.20	RS	BITUMINOUS OVERLAY	STBGP	680,000	392,000	-	-	-	-	288,000
793	MSAS	117-107-007	2021	DETROIT LAKES	ON HOLMES STREET, FROM WASHINGTON AVE TO MCKINLEY AVE, GRADING, BITUMINOUS SURFACING, STORM SEWER, LIGHTING	0.20	RS	BITUMINOUS OVERLAY	STBGP	510,000	280,000	-	-	-	-	230,000
794	MN 87	0306-31	2021	MNDOT	**17NEW**CHAP3** ON MN 87, FROM FRAZEE TO E. COUNTY LINE, SHOULDER WIDENING, CIR AND REPLACE BOX CULVERTS (6674, 8700, 8690) (ASSOCIATED TO 0306-31S)	26.80	RD	MILL AND OVERLAY	STBGP BF	15,165,310	12,132,248	-	-	-	3,033,062	-

ATP 4																
SFY 2019-2022 STATE TRANSPORTATION IMPROVEMENT PROGRAM (STIP)																
SORT BY: ATP, YEAR, TRANSIT, RAIL, LOCAL SP, MNDOT SP, SETASIDE																
SEQ#	ROUTE SYSTEM	PROJECT NUMBER (SP)	YEAR	AGENCY	PROJECT DESCRIPTION	MILE	PRGM	WORK TYPE	PROPOSED FUND	STIP TOTAL	FHWA	AC	FTA	TH	BOND	OTHER
795	MN 87	0306-31S	2021	MNDOT	**17NEW**CHAP3** ON MN 87, FROM FRAZEE TO E COUNTY LINE, SHOULDER WIDENING (ASSOCIATED TO 0306-31)	26.80	RD	SHOULDER REPLACEMENT	HSIP	1,430,000	1,260,000	-	-	170,000	-	-
796	US 12	0603-16	2021	MNDOT	**17NEW**CHAP3** ON TH 12, FROM US 75 IN ORTONVILLE TO US 59, RECLAIM, SHOULDER WIDENING, SNOW SLOPING, REPLACE BOX CULVERTS #794, #1060, AND #1121, AND BRIDGE IMPROVEMENTS TO BRIDGE #76012	25.77	RS	MILL AND OVERLAY	BF	20,913,775	-	-	-	-	20,913,775	-
797	MN 94	2680-44	2021	MNDOT	**17NEW**CHAP3**ELLA** ON I94 (WB), 0.4 MILES E. OF GRANT COUNTY LINE TO JCT. MN 79, UNBONDED OVERLAY AND MISC BRIDGE WORK	11.70	RS	CONCRETE PAVEMENT REPAIR	BF	10,975,816	-	-	-	-	10,975,816	-
798	MN 55	8404-47	2021	MNDOT	ON MN 55, MINNESOTA/ND STATE LINE TO S JCT CSAH 11 IN WENDELL, CIR, AND REPLACE BOX CULVERTS (6385, 8806, 8874, 8807)	22.50	RS	CONCRETE PAVEMENT REHAB	SF	9,532,063	-	-	-	9,532,063	-	-
799	MN 999	8824-160	2021	MNDOT	DISTRICTWIDE CULVERT REPLACEMENT, VARIOUS LOCATIONS	0.00	DR	CULVERT REPLACEMENT	SF	750,000	-	-	-	750,000	-	-
800	MN 999	8804-AM-21	2021	MNDOT	DISTRICTWIDE SETASIDES - LOCAL PARTNERSHIP AGREEMENT - 2021	0.00	AM	COOP CONST AGREEMENT	SF	900,000	-	-	-	900,000	-	-
801	MN 999	8804-BR-21	2021	MNDOT	DISTRICTWIDE BRIDGE REPAIR, VARIOUS LOCATIONS - 2021	0.00	BI	BRIDGE REPAIR	SF	100,000	-	-	-	100,000	-	-
802	MN 999	8804-CA-21	2021	MNDOT	DISTRICTWIDE SETASIDE - EXTERNAL PROJECT DELIVERY - 2021	0.00	CA	MISCELLANEOUS	SF	2,000,000	-	-	-	2,000,000	-	-
803	MN 999	8804-MA-21	2021	MNDOT	DISTRICTWIDE SETASIDES - MISCELLANEOUS AGREEMENTS - 2021	0.00	MA	MISC. AGREEMENT	SF	75,000	-	-	-	75,000	-	-
804	MN 999	8804-PD-21	2021	MNDOT	DISTRICTWIDE SETASIDE - INTERNAL PROJECT DELIVERY - 2021	0.00	CA	MISCELLANEOUS	SF	2,000,000	-	-	-	2,000,000	-	-
805	MN 999	8804-PM-21	2021	MNDOT	DISTRICTWIDE SETASIDES - PREVENTIVE MAINTENANCE - 2021	0.00	PM	PREVENTIVE MAINTENANCE	SF	2,500,000	-	-	-	2,500,000	-	-
806	MN 999	8804-RW-21	2021	MNDOT	DISTRICTWIDE SETASIDES - RIGHT-OF-WAY - 2021	0.00	RW	RIGHT OF WAY PURCHASE	SF	500,000	-	-	-	500,000	-	-
807	MN 999	8804-RX-21	2021	MNDOT	DISTRICTWIDE SETASIDES - BARC - 2021	0.00	RX	BARC	SF	2,025,000	-	-	-	2,025,000	-	-
808	MN 999	8804-SA-21	2021	MNDOT	DISTRICTWIDE SETASIDES - CONSTRUCTION OVERRUNS & SUPP AGREE - 2021	0.00	SA	SUPP. AGREE & COST OVERRUNS	SF	2,000,000	-	-	-	2,000,000	-	-
809	MN 999	8804-SH-21	2021	MNDOT	DISTRICTWIDE SAFETY IMPROVEMENTS (STATE HSIP), VARIOUS LOCATIONS - 2021	0.00	SH	SAFETY IMPROVEMENT	HSIP	488,889	440,000	-	-	48,889	-	-
Total										85,608,089	20,916,567	1,310,580	419,760	22,600,952	34,922,653	6,748,157

ATP 4																
SFY 2019-2022 STATE TRANSPORTATION IMPROVEMENT PROGRAM (STIP)																
SORT BY: ATP, YEAR, TRANSIT, RAIL, LOCAL SP, MNDOT SP, SETASIDE																
SEQ#	ROUTE SYSTEM	PROJECT NUMBER (SP)	YEAR	AGENCY	PROJECT DESCRIPTION	MILE	PRGM	WORK TYPE	PROPOSED FUND	STIP TOTAL	FHWA	AC	FTA	TH	BOND	OTHER
810	BB	TRF-0034-22A	2022	MOORHEAD	SECT 5307: CITY OF MOORHEAD; OPERATING ASSISTANCE	0.00	B9	TRANSIT OPERATIONS	FTA	3,580,000	-	-	388,000	-	-	3,192,000
811	BB	TRF-0034-22B	2022	MOORHEAD	SECT 5307: CITY OF MOORHEAD BUS SHELTER	0.00	B9	TRANSIT GRANT CAP IMP (NON-VEHICLE)	FTA	25,400	-	-	20,320	-	-	5,080
812	BB	TRF-0034-22D	2022	MOORHEAD	CITY OF MOORHEAD; SUPPORT EQUIP/FACILITIE-EQUIPMENT(AVA/AVL SYSTEM)	0.00	TR	TRANSIT GRANT CAP IMP (NON-VEHICLE)	LF	201,500	-	-	-	-	-	201,500
813	BB	TRF-0034-22E	2022	MOORHEAD	CITY OF MOORHEAD; SUPPORT EQUIP/FACILITIES-EQUIPMENT - MTG /EQUIPMENT & FURNITURE	0.00	TR	TRANSIT GRANT CAP IMP (NON-VEHICLE)	LF	283,000	-	-	-	-	-	283,000
814	BB	TRS-0034-22T	2022	MOORHEAD	CITY OF MOORHEAD; PURCHASE <30 FT. BUS - SENIOR RIDE VAN	0.00	TR	TRANSIT VEHICLE PURCHASE	STBGP	31,000	24,800	-	-	-	-	6,200
815	CSAH 52	003-090-003	2022	FRAZEE	ON MN87, MULTI-USE TRAIL, FROM LION'S PARK TO NORTH RIVER DRIVE, LIGHTING AMENITIES (ASSOCIATED TO 0306-30)	0.00	EN	NEW TRAIL	STBG TAP	640,000	475,000	-	-	-	-	165,000
816	CSAH 31	014-631-024	2022	CLAY COUNTY	ON CSAH 31, FROM S COUNTY LINE TO CSAH 10, BITUMINOUS MILL AND OVERLAY	9.60	RS	MILL AND OVERLAY	STBGP	2,565,000	741,260	-	-	-	-	1,823,740
817	CSAH 52	014-652-016	2022	CLAY COUNTY	ON CSAH 52, FROM CR 67 IN SABIN TO I94 BRIDGE IN MOORHEAD	6.10	RS	MILL AND OVERLAY	STBGP	1,620,000	468,160	-	-	-	-	1,151,840
818	CSAH 67	056-667-037AC	2022	OTTER TAIL COUNTY	**AC** ON CSAH 67, FROM CSAH 58 TO N JCT CSAH 8, BITUMINOUS SURFACING AND AGGREGATE SHOULDERING (AC PAYBACK, 1 OF 1)	6.50	RS	BITUMINOUS OVERLAY	STBGP	1,310,580	1,310,580	-	-	-	-	-
819	CSAH 9	075-609-036	2022	STEVENS	ON CSAH 9, FROM CSAH 8 TO MN 28 IN ALBERTA AND FROM SOUTH COUNTY LINE TO CSAH 8, BITUMINOUS MILL AND OVERLAY (ASSOCIATED TO SAP 075-609-037)	5.00	RS	MILL AND OVERLAY	STBGP	1,650,000	600,000	-	-	-	-	1,050,000
820	CSAH 9	084-090-004	2022	BRECKENRIDGE	**SRTS** BRECKENRIDGE, ADA IMPROVMENTS, SIDEWALKS, CROSSINGS, LIGHTING	0.00	EN	PED RAMPS (ADA IMP)	STBG TAP	335,868	225,000	-	-	-	-	110,868
821	CSAH 4	084-604-013	2022	CAMBELL	BRIDGE REPLACEMENT ON CSAH 4 OVER THE RABBIT RIVER IN CAMBELL	0.20	BR	BRIDGE REPLACEMENT	BROS	1,400,000	400,000	-	-	-	-	1,000,000
822	Local 999	102-123-002	2022	ALEXANDRIA	ON MSAS 123 (18TH AVE), FROM BROADWAY AVE TO NOKOMIS AVE - URBAN GRADING, BITUMINOUS MILL AND SURFACING, LIGHTING	0.53	RC	PAVEMENT RESURF. AND REHAB	STBGP	989,943	760,000	-	-	-	-	229,943
823	MSAS 104	126-104-006	2022	FERGUS FALLS	ON MSAS 104 (UNION AVE), FROM LINCOLN AVE TO FIR AVE-BITUMINOUS MILL AND SURFACING, ADA IMPROVEMENTS	0.95	RS	MILL AND OVERLAY	STBGP	765,000	612,000	-	-	-	-	153,000
824	MSAS 109	126-109-017	2022	FERGUS FALLS	ON MSAS 109 (LINCOLN AVE), FROM UNION AVE TO FRIBERG AVE-BITUMINOUS MILL AND SURFACING, ADA IMPROVEMENTS	0.33	RS	MILL AND OVERLAY	STBGP	255,000	204,000	-	-	-	-	51,000
825	MSAS 123	126-123-003	2022	FERGUS FALLS	ON MSAS 123 (FRIBERG AVE), FROM LINCOLN AVE TO SUMMIT-BITUMINOUS MILL AND SURFACING, ADA IMPROVEMENTS	0.17	RS	MILL AND OVERLAY	STBGP	130,000	104,000	-	-	-	-	26,000
826	MN 34	0303-68	2022	MNDOT	ON MN 34, 0.2 MI E OF CSAH 29 TO PONSFORD ROAD, MILL AND OVERLAY	21.30	RS	MILL AND OVERLAY	NHPP	9,196,641	7,357,313	-	-	1,839,328	-	-

ATP 4																
SFY 2019-2022 STATE TRANSPORTATION IMPROVEMENT PROGRAM (STIP)																
SORT BY: ATP, YEAR, TRANSIT, RAIL, LOCAL SP, MNDOT SP, SETASIDE																
SEQ#	ROUTE SYSTEM	PROJECT NUMBER (SP)	YEAR	AGENCY	PROJECT DESCRIPTION	MILE	PRGM	WORK TYPE	PROPOSED FUND	STIP TOTAL	FHWA	AC	FTA	TH	BOND	OTHER
827	MN 87	0306-30	2022	MNDOT	ON TH 87, FROM JCT US 10 TO E CITY LIMITS OF FRAZEE - COMPLETE STREETS	2.63	RD	MILL AND OVERLAY	STBGP	4,418,185	2,669,418	-	-	667,355	-	1,081,412
828	MN 27	2113-06	2022	MNDOT	ON MN 27, FROM CSAH 82 TO I-94 IN OSAKIS, MILL AND OVERLAY, (ASSOCIATED TO SP 7703-16, DESIGNED BY DIST 3, FUNDED BY DISTRICT 4 AND 3, ATP 4 \$1,350,000; ATP 3 \$14,778,550)	3.20	RD	BITUMINOUS RECLAMATION	STBGP	1,350,000	1,080,000	-	-	270,000	-	-
829	MN 9	2601-20	2022	MNDOT	ON MN 9, OVER MUSTINKA RIVER, GRADING, BITUMINOUS SURFACING AND REPLACE OLD BRIDGE #6686 WITH NEW BRIDGE #26011	0.00	BR	BRIDGE REPLACEMENT	STBGP	784,938	627,950	-	-	156,988	-	-
830	MN 29	7608-21	2022	MNDOT	**ELLA** ON MN29, REPLACE OLD BRIDGE #9027 WITH NEW BRIDGE #76016 OVER THE CHIPPEWA RIVER	0.03	BR	BRIDGE REPLACEMENT	STBGP	2,627,158	2,101,726	-	-	525,432	-	-
831	US 9	8409-26	2022	MNDOT	ON 9, FROM BARNESVILLE TO BRECKENRIDGE, CIR AND REPLACE/EXTEND BOX CULVERTS (8783, 8784, 91425)	26.88	RS	MILL AND OVERLAY	STBGP	11,605,556	9,284,445	-	-	2,321,111	-	-
832	MN 999	8804-AM-22	2022	MNDOT	DISTRICTWIDE SETASIDE - LOCAL PARTNERSHIP PROGRAM (LPP) - 2022	0.00	AM	COOP CONST AGREEMENT	SF	750,000	-	-	-	750,000	-	-
833	MN 999	8804-BR-22	2022	MNDOT	DISTRICTWIDE SETASIDE-BRIDGE REPAIR, VARIOUS LOCATIONS - 2022	0.00	BI	BRIDGE REPAIR	SF	100,000	-	-	-	100,000	-	-
834	MN 999	8804-CA-22	2022	MNDOT	DISTRICTWIDE SETASIDE - EXTERNAL PROJECT DELIVERY - 2022	0.00	CA	MISCELLANEOUS	SF	2,000,000	-	-	-	2,000,000	-	-
835	MN 999	8804-MA-22	2022	MNDOT	DISTRICTWIDE SETASIDES - MISCELLANEOUS AGREEMENTS - 2022	0.00	MA	MISC. AGREEMENT	SF	75,000	-	-	-	75,000	-	-
836	MN 999	8804-PD-22	2022	MNDOT	DISTRICTWIDE SETASIDE - INTERNAL PROJECT DELIVERY - 2022	0.00	CA	MISCELLANEOUS	SF	2,000,000	-	-	-	2,000,000	-	-
837	MN 999	8804-PM-22	2022	MNDOT	DISTRICTWIDE SETASIDES - PREVENTIVE MAINTENANCE - 2022	0.00	PM	PREVENTIVE MAINTENANCE	SF	2,500,000	-	-	-	2,500,000	-	-
838	MN 999	8804-RW-22	2022	MNDOT	DISTRICTWIDE SETASIDES - RIGHT-OF-WAY - 2022	0.00	RW	RIGHT OF WAY PURCHASE	SF	500,000	-	-	-	500,000	-	-
839	MN 999	8804-RX-22	2022	MNDOT	DISTRICTWIDE SETASIDES - BARC - 2022	0.00	RX	BARC	SF	1,950,000	-	-	-	1,950,000	-	-
840	MN 999	8804-SA-22	2022	MNDOT	DISTRICTWIDE SETASIDES - CONSTRUCTION OVERRUNS & SUPP AGREE - 2022	0.00	SA	SUPP. AGREE & COST OVERRUNS	SF	1,500,000	-	-	-	1,500,000	-	-
841	Local 999	8804-SHL-22	2022	MNDOT	DISTRICTWIDE SAFETY IMPROVEMENTS (LOCAL HSIP), VARIOUS LOCATIONS - 2022	0.00	SH	SAFETY IMPROVEMENT	HSIP	1,333,333	1,200,000	-	-	-	-	133,333
Total										58,473,102	30,245,652	-	408,320	17,155,214	-	10,663,916

Areawide Transportation Partnership (ATP) Boundaries



DISTRICT 6

Mark Schoenfelder
Transportation District Engineer
(507) 286-7501
2900 48th Street NW
Rochester, Minnesota 55901-5848
General Information: (507) 286-7500

ATP 6																
SFY 2019-2022 STATE TRANSPORTATION IMPROVEMENT PROGRAM (STIP)																
SORT BY: ATP, YEAR, TRANSIT, RAIL, LOCAL SP, MNDOT SP, SETASIDE																
SEQ#	ROUTE SYSTEM	PROJECT NUMBER (SP)	YEAR	AGENCY	PROJECT DESCRIPTION	MILE	PRGM	WORK TYPE	PROPOSED FUND	STIP TOTAL	FHWA	AC	FTA	TH	BOND	OTHER
842	BB	TRF-0047-19A	2019	ROCHESTER	SECT 5307: ROCHESTER RR OPERATING ASSISTANCE	0.00	B9	TRANSIT OPERATIONS	FTA	11,450,000	-	-	2,000,000	-	-	9,450,000
843	BB	TRF-0047-19B	2019	ROCHESTER	SECT 5307: CITY OF ROCHESTER; ST MARY'S STATION - CONSTRUCTION	0.00	B9	TRANSIT GRANT CAP IMP (NON-VEHICLE)	FTA	250,000	-	-	200,000	-	-	50,000
844	BB	TRF-0047-19C	2019	ROCHESTER	SECT 5339: CITY OF ROCHESTER; PURCHASE SIX (6) STD. 40 FT. REPLACEMENT BUSES	0.00	BB	TRANSIT VEHICLE PURCHASE	FTA	2,900,000	-	-	1,680,000	-	-	1,220,000
845	BB	TRF-0047-19D	2019	ROCHESTER	SECT 5307: CITY OF ROCHESTER; REMOTE HUB LOCATION, DESIGN STUDY AND PRELIMINARY ENGINEERING	0.00	B9	TRANSIT GRANT CAP IMP (NON-VEHICLE)	FTA	150,000	-	-	120,000	-	-	30,000
846	BB	TRF-0047-19E	2019	ROCHESTER	SECT 5307: CITY OF ROCHESTER; PURCHASE TWO (2) 40 FT. EXPANSION BUSES	0.00	B9	TRANSIT VEHICLE PURCHASE	FTA	968,000	-	-	774,400	-	-	193,600
847	BB	TRF-0047-19F	2019	ROCHESTER	ROCHESTER; EXPANSION OF BUS GARAGE	0.00	TR	TRANSIT GRANT CAP IMP (NON-VEHICLE)	LF	6,125,000	-	-	-	-	-	6,125,000
848	BB	TRF-0047-19G	2019	ROCHESTER	ROCHESTER: 4 BUS SHELTERS	0.00	TR	TRANSIT GRANT CAP IMP (NON-VEHICLE)	LF	40,000	-	-	-	-	-	40,000
849	BB	TRF-0047-19H	2019	ROCHESTER	ROCHESTER: DOWNTOWN BUS STOP IMPROVEMENTS	0.00	TR	TRANSIT GRANT CAP IMP (NON-VEHICLE)	LF	50,000	-	-	-	-	-	50,000
850	BB	TRF-0047-19I	2019	ROCHESTER	ROCHESTER: FARE KIOSKS AT OTHER LOCATIONS AND TECH UPDATES	0.00	TR	TRANSIT GRANT CAP IMP (NON-VEHICLE)	LF	100,000	-	-	-	-	-	100,000
851	BB	TRF-0047-19J	2019	ROCHESTER	ROCHESTER: ITS ENHANCEMENTS TO GPS BASED AVL BUS TRACKING	0.00	TR	TRANSIT GRANT CAP IMP (NON-VEHICLE)	LF	50,000	-	-	-	-	-	50,000
852	BB	TRF-0047-19K	2019	ROCHESTER	SECT 5307: CITY OF ROCHESTER; PURCHASE FIVE (5) 60' BRT EXPANSION BUSES	0.00	B9	TRANSIT VEHICLE PURCHASE	FTA	6,500,000	-	-	5,200,000	-	-	1,300,000
853	BB	TRF-0047-19L	2019	ROCHESTER	SECT 5307: CITY OF ROCHESTER; PURCHASE AND INSTALL ELECTRICAL CHARGING STATION	0.00	B9	EV CHARGING SYSTEM	FTA	1,000,000	-	-	800,000	-	-	200,000
854	BB	TRF-0047-19M	2019	ROCHESTER	SECT 5307: CITY OF ROCHESTER; PURCHASE TWO (2) <30' PARATRANSIT BUSES	0.00	B9	TRANSIT VEHICLE PURCHASE	FTA	330,000	-	-	264,000	-	-	66,000
855	BB	TRF-0047-19N	2019	ROCHESTER	SECT 5307: CITY OF ROCHESTER; PURCHASE TWO (2) <30' BUSES FOR REGULAR ROUTE	0.00	B9	TRANSIT VEHICLE PURCHASE	FTA	330,000	-	-	264,000	-	-	66,000
856	BB	TRF-3780-19	2019	LA CRESCENT	SECT 5307: CITY OF LA CRESCENT TRANSIT OPERATING ASSISTANCE	0.00	B9	TRANSIT VEHICLE PURCHASE	FTA	375,000	-	-	55,000	-	-	320,000
857	RR	5506-30	2019	MNDOT	DME RR, INSTALL GATES AT MNTH 42, EYOTA, OLMSTED COUNTY	0.00	SR	RR X-ING IMP.	RRS	250,000	225,000	-	-	25,000	-	-

ATP 6 SFY 2019-2022 STATE TRANSPORTATION IMPROVEMENT PROGRAM (STIP)																
SORT BY: ATP, YEAR, TRANSIT, RAIL, LOCAL SP, MNDOT SP, SETASIDE																
SEQ#	ROUTE SYSTEM	PROJECT NUMBER (SP)	YEAR	AGENCY	PROJECT DESCRIPTION	MILE	PRGM	WORK TYPE	PROPOSED FUND	STIP TOTAL	FHWA	AC	FTA	TH	BOND	OTHER
858	RR	74-00137	2019	MNDOT	UP RR, INSTALL GATES AT MSAS 102, NORTH ST, OWATONNA, STEELE COUNTY	0.00	SR	RR X-ING IMP.	RRS	250,000	225,000	-	-	-	-	25,000
859	CSAH 1	023-601-033	2019	FILLMORE COUNTY	CSAH 1, CONCRETE OVERLAY, FROM MOWER COUNTY LINE (CSAH 11) TO CSAH 39	9.92	RS	CONCRETE OVERLAY	STBGP	2,600,000	2,080,000	-	-	-	-	520,000
860	CSAH 12	023-612-041	2019	FILLMORE COUNTY	CSAH 12, REPLACE BRIDGE 449 WITH NEW BRIDGE 23K57, 2 MI W OF JCT CSAH 14, WEST OF PRESTON	0.00	BR	BRIDGE REPLACEMENT	BROS	460,000	368,000	-	-	-	-	92,000
861	CSAH 9	055-609-018AC	2019	OLMSTED COUNTY	**AC** CSAH 9, FROM CSAH 22 TO CR 119 SOUTH, RECONSTRUCTION AND CONCRETE MILL & OVERLAY. REPLACE BR #92150, REPLACE RAILROAD CROSSING USDOT NO. 193270F (AC PAYBACK 1 OF 1)	0.00	RC	NEW PAVEMENT	STBGP	354,848	354,848	-	-	-	-	-
862	CSAH 9	055-609-019	2019	OLMSTED COUNTY	COLLEGE VIEW ROAD (CSAH 9) FROM 19TH AVE SE TO EAST CIRCLE DRIVE (CSAH 22) - CONCRETE PAVEMENT (TIED WITH S.P. 159-020-022)	1.08	RC	NEW PAVEMENT	STBGP	5,524,200	2,350,204	-	-	-	-	3,173,996
863	CSAH 46	066-070-017	2019	RICE COUNTY	CSAH 46, AT TH 19/ FLYING J, INTERSECTION REALIGNMENT	0.00	SH	NEW PAVEMENT	HSIP	654,800	589,320	-	-	-	-	65,480
864	CSAH 19	066-070-018AC	2019	RICE COUNTY	**AC** CSAH 19, MILL, RECLAMATION, BITUMINOUS SURFACING, SHOULDER PAVING AND RUMBLE STRIPS (AC PAYBACK 1 OF 1)	0.00	SH	BITUMINOUS RECLAMATION	HSIP	419,000	419,000	-	-	-	-	-
865	CSAH 3	079-070-009AC	2019	WABASHA COUNTY	**AC** CSAH 3 FROM TH 60 TO TH 63, BITUMINOUS RECLAMATION, BITUMINOUS PAVING, BITUMINOUS SHOULDER PAVING, EDGELINE STRIPING AND RUMBLE STRIPS (ASSOCIATED WITH SAP 079-603-005) (AC PAYBACK, 1 OF 1)	0.00	SH	BITUMINOUS RECLAMATION	HSIP	270,000	270,000	-	-	-	-	-
866	CSAH 59	079-070-010	2019	WABASHA COUNTY	**AC** REALIGNMENT OF CSAH 59 AND CSAH 10 INTERSECTION AT TH 61 (AC PROJECT, PAYBACK IN 2020)	0.00	SH	NEW PAVEMENT	HSIP	80,000	-	720,000	-	-	-	80,000
867	LOCAL	079-070-012	2019	WABASHA COUNTY	COUNTYWIDE 2' SHOULDER PAVING, RUMBLE STRIPS AND SAFETY EDGE ON HORIZONTAL CURVES - TIED WITH SP 079-070-014	0.00	SH	SHOULDER REPAIR	HSIP	1,000,000	900,000	-	-	-	-	100,000
868	CSAH 4, 11, 18 AND 84	079-070-014	2019	WABASHA COUNTY	**AC** WABASHA COUNTY CSAH 4, 11, 18 AND 84, SHOULDER PAVING, RUMBLE STRIPS, SAFETY EDGE (AC PROJECT, PAYBACK IN 2020) - TIED WITH SP 079-070-012	0.00	SH	SHOULDER REPAIR	HSIP	57,000	-	513,000	-	-	-	57,000
869	PED/BIKE	079-596-010	2019	WABASHA COUNTY	LIGHTING IMPROVEMENTS, SIDEWALK EXTENSION AND BUS TURNOUT - PLAINVIEW	0.00	EN	SIDEWALKS	STBGTAP	585,250	424,100	-	-	-	-	161,150
870	PED/BIKE	079-596-011	2019	WABASHA COUNTY	WABASHA COUNTY SIDEWALK IMPROVEMENT PROJECT - ELGIN	0.00	EN	SIDEWALKS	STBGTAP	272,160	200,000	-	-	-	-	72,160
871	CSAH 25	085-625-063AC	2019	WINONA COUNTY	**AC** CSAH 25, FROM US 14 TO 7 MI NORTH, CONCRETE OVERLAY (AC PAYBACK, 1 OF 1)	7.00	RS	CONCRETE OVERLAY	STBGP	980,105	980,105	-	-	-	-	-

ATP 6 SFY 2019-2022 STATE TRANSPORTATION IMPROVEMENT PROGRAM (STIP)																
SORT BY: ATP, YEAR, TRANSIT, RAIL, LOCAL SP, MNDOT SP, SETASIDE																
SEQ#	ROUTE SYSTEM	PROJECT NUMBER (SP)	YEAR	AGENCY	PROJECT DESCRIPTION	MILE	PRGM	WORK TYPE	PROPOSED FUND	STIP TOTAL	FHWA	AC	FTA	TH	BOND	OTHER
872	LOCAL	125-135-007	2019	FARIBAULT	30TH ST NW, CONCRETE PAVEMENT/CONCRETE SIDEWALK FROM CARDINAL AVENUE TO INDUSTRIAL DRIVE IN FARIBAULT	0.50	RS	CONCRETE PAVEMENT REHAB	STBGP	1,502,000	1,058,560	-	-	-	-	443,440
873	LOCAL	156-080-015AC	2019	RED WING	**AC** US 61, CR 53, SPRING CREEK AVE, SOUTH AND NORTH SERVICE DRIVES, INTERSECTION REALIGNMENT WITH FRONTAGE ROAD CONSTRUCTION (AC PAYBACK, 1 OF 1)	0.96	MC	NEW PAVEMENT	STBGP	737,763	737,763	-	-	-	-	-
874	PED/BIKE	159-090-020	2019	ROCHESTER	ROCHESTER LINK - CHESTER WOODS TRAIL	0.00	EN	NEW TRAIL	STBGTAP	1,967,000	590,100	-	-	-	-	1,376,900
875	CSAH 20	176-020-009	2019	WINONA	**SPPF** IN THE CITY OF WINONA ON RIVERVIEW DRIVE FROM JUST EAST OF PELZER AVENUE OVERPASS TO W 2ND STREET, RECONSTRUCTION	2.10	RC	NEW PAVEMENT	NHFP	3,500,000	2,800,000	-	-	-	-	700,000
876	PED/BIKE	236-090-002AC	2019	LA CRESCENT	**AC** WAGON WHEEL TRAIL - PHASE 2 CONSTRUCT TRAIL ALONG SHORE ACRES DRIVE AND OLD MONTE CARLO ROAD CONNECTING WAGON WHEEL TRAIL TO BOAT LANDING PARKING LOT AT THE NORTH SIDE OF THE WEST CHANNEL BRIDGE (AC PAYBACK 1 OF 1)	0.00	EN	NEW TRAIL	STBGTAP	215,000	215,000	-	-	-	-	-
877	MN 56	2005-29	2019	MnDOT	**TED** MN 56 - AT 1.29 MI S OF E JCT TH 14 - CONSTRUCT A NB RIGHT TURN LANE AND SB BYPASS LANE	0.00	AM	COOP CONST AGREEMENT	SF	135,450	-	-	-	135,450	-	-
878	MN 57	2007-41	2019	MnDOT	MN 57, OVER N BR MID FK ZUMBRO RIVER REPLACE BRIDGE 6862 WITH NEW BRIDGE 20015, OVER MILLIKEN CREEK REPLACE BRIDGE 6861 WITH NEW BRIDGE 20016 AND OVER MID FORK ZUMBRO RIVER REPLACE BRIDGE 6867 WITH NEW BRIDGE 20017	0.02	BR	BRIDGE REPLACEMENT	STBGP	5,500,000	4,400,000	-	-	1,100,000	-	-
879	MN 30	2305-29	2019	MnDOT	MN 30 FROM TH 74 TO RUSHFORD WEST CITY LIMITS, BITUMINOUS OVERLAY	21.19	RS	BITUMINOUS OVERLAY	STBGP	5,400,000	4,320,000	-	-	1,080,000	-	-
880	I 90	2482-78	2019	MnDOT	**SPPF**OAKLAND WOODS REST AREA, RECONSTRUCTION AND EXPANSION	0.00	RB	SAFETY REST AREA	NHFP BF	2,800,000	2,520,000	-	-	280,000	-	-
881	I 90	2482-79	2019	MnDOT	**17NEW**CHAP3**SPP** HAYWARD REST AREA, RECONSTRUCTION AND EXPANSION	0.00	RB	SAFETY REST AREA	NHFP BF	2,790,000	720,000	-	-	80,000	1,990,000	-
882	US 52	2505-57	2019	MnDOT	**ITS** US 52 TMS PHASE III - ITS FROM ELK RUN TO MN 60 W INTERCHANGE	10.30	SC	TRAFFIC MANAGEMENT SYSTEM	NHPP	750,000	600,000	-	-	150,000	-	-
883	MN 58	2510-53	2019	MnDOT	MN 58, AT THE MN 58 AND CSAH 21 INTERSECTION, REVISE TRAFFIC SIGNAL - LOCAL PARTNERSHIP PROGRAM - 2018	0.00	AM	TRAFFIC SIGNAL REVISION	SF	146,887	-	-	-	71,299	-	75,588

ATP 6																
SFY 2019-2022 STATE TRANSPORTATION IMPROVEMENT PROGRAM (STIP)																
SORT BY: ATP, YEAR, TRANSIT, RAIL, LOCAL SP, MNDOT SP, SETASIDE																
SEQ#	ROUTE SYSTEM	PROJECT NUMBER (SP)	YEAR	AGENCY	PROJECT DESCRIPTION	MILE	PRGM	WORK TYPE	PROPOSED FUND	STIP TOTAL	FHWA	AC	FTA	TH	BOND	OTHER
884	US 63	2515-21AC2	2019	MnDOT	**CHAP 152**AC**PoDI**BP08** RED WING, US 63 FR US 61 TO 1067' N OF 825TH ST IN WI & US 61 FR 2460' E OF MN 58 TO 450' E OF MN 58, GRADING, BIT & CONC PVMT, BR NO. 25033, 25034 & 25035, BOX CULV C-47-0057(AC PAYBACK 2 OF 2)	0.00	BR	BRIDGE REPLACEMENT	NHPP	13,100,000	13,100,000	-	-	-	-	-
885	US 63	2515-21OV1	2019	MnDOT	**CHAP 152** CONTRACT ADMINISTRATION (CONSULTANT BOND ELIGIBLE) - RED WING BRIDGE 9040 AND BRIDGE 9103 - F.Y. 2019	0.26	BR	BRIDGE REPLACEMENT	BF	2,500,000	-	-	-	-	2,500,000	-
886	MN 16	5003-17	2019	MnDOT	MN 16 FROM I 90 TO TRACY ROAD IN SPRING VALLEY, BITUMINOUS MILL AND OVERLAY AND REPLACE BRIDGE 6045 WITH NEW BRIDGE 50X04, BRIDGE 6046 WITH NEW BRIDGE 50X05 AND BRIDGE 6047 WITH NEW BRIDGE 50X06)	15.78	RS	MILL AND OVERLAY	STBGP	7,500,000	6,000,000	-	-	1,500,000	-	-
887	US 218	5008-35	2019	MnDOT	US 218, AT PERSHING AVE IN LYLE, BYPASS LANE AND RIGHT TURN LANE	0.20	SC	TURN LANES	SF	300,000	-	-	-	300,000	-	-
888	US 52	5507-64	2019	MnDOT	**SPP** US 52 FROM 0.1 MI N OF FILLMORE COUNTY CSAH 5 TO 0.2 MI S I90, BITUMINOUS MILL AND OVERLAY, ADA IMPROVEMENTS AND REPLACE BRIDGE 6124 WITH NEW BRIDGE 55X25, 8182 WITH NEW BRIDGE 55X23 AND 8183 WITH NEW BRIDGE 55X24	12.50	RS	MILL AND OVERLAY	NHPP	8,400,000	6,720,000	-	-	1,680,000	-	-
889	US 52	5507-69AC	2019	MnDOT	**AC**SPP**US 52 NB AND SB FROM 0.2 MI S OF I 90 TO US 63, BITUMINOUS OVERLAY (AC PAYBACK 1 OF 1)	5.89	RS	MILL AND OVERLAY	NHPP	1,641,097	1,641,097	-	-	-	-	-
890	US 52	5507-69SAC	2019	MnDOT	**AC** US 52 FROM I-90 TO US 63 IN SOUTH ROCHESTER, CABLE MEDIAN BARRIER - HSIP PORTION OF SP 5507-69 (AC PAYBACK 1 OF 1)	0.00	SH	TRAFFIC BARRIER	HSIP	645,505	645,505	-	-	-	-	-
891	US 63	5509-86	2019	MnDOT	**SEC164**US 63, FROM NORTH LIMITS OF STEWARTVILLE TO SOUTH LIMITS OF ROCHESTER JUST SOUTH OF TH 52, CABLE MEDIAN BARRIER	7.26	SH	TRAFFIC BARRIER	HSIP	800,000	800,000	-	-	-	-	-
892	MN 19	6602-31	2019	MnDOT	MN 19, CSAH 46 REALIGNMENT TO MN 19 - COOPERATIVE AGREEMENTS PROGRAM - 2019 - TIED WITH SP 066-070-017	0.00	AM	COOP CONST AGREEMENT	SF	362,000	-	-	-	362,000	-	-
893	MN 60	6607-50	2019	MnDOT	MN 60, CITY OF FARIBAULT, URBAN RECONSTRUCTION , GRADING, BITUMINOUS SURFACING, BITUMINOUS MILL AND OVERLAY, ADA IMPROVEMENTS, SIGNAL SYSTEMS AND LIGHTING, JCT OF MN 21 TO CENTRAL AVENUE	1.08	AM	BITUMINOUS OVERLAY	SF	6,377,000	-	-	-	6,377,000	-	-
894	I 35	6680-116	2019	MnDOT	HEATH CREEK REST AREA, RECONSTRUCTION	0.00	RB	SAFETY REST AREA	NHPP	2,000,000	1,800,000	-	-	200,000	-	-
895	MN 60	7903-54	2019	MnDOT	MN 60 FROM US 63 TO US 61, BITUMINOUS MILL AND OVERLAY AND LIGHTING	24.00	RS	MILL AND OVERLAY	STBGP	9,400,000	7,520,000	-	-	1,880,000	-	-

ATP 6 SFY 2019-2022 STATE TRANSPORTATION IMPROVEMENT PROGRAM (STIP)																
SORT BY: ATP, YEAR, TRANSIT, RAIL, LOCAL SP, MNDOT SP, SETASIDE																
SEQ#	ROUTE SYSTEM	PROJECT NUMBER (SP)	YEAR	AGENCY	PROJECT DESCRIPTION	MILE	PRGM	WORK TYPE	PROPOSED FUND	STIP TOTAL	FHWA	AC	FTA	TH	BOND	OTHER
896	US 61	7906-96	2019	MnDOT	**SPP**US 61, NB LANES FROM MN 42 TO END OF 4 LANE SECTION JUST NORTH OF WABASHA (1.7 MI NW MN 60) AND NB & SB LANES FROM 1.7 MI NW MN 60 TO 1 MI N OF LAKE CITY LIMITS, EXCLUDING W. ELM ST. TO CENTRAL POINT RD. IN LAKE CITY, BITUMINOUS MILL AND OVERLAY AND ADA IMPROVEMENTS	23.68	RS	MILL AND OVERLAY	NHPP	12,105,000	9,680,000	-	-	2,420,000	-	5,000
897	US 61	7906-96S	2019	MnDOT	HSIP PORTION OF SP 7906-96 - FOR WABASHA R-CUTS	0.00	SH	MILL AND OVERLAY	HSIP	2,500,000	2,250,000	-	-	250,000	-	-
898	US 61	7906-99	2019	MnDOT	US 61, CSAH 59 RECONSTRUCTION AND REALIGNMENT WITH US 61 IN WABASHA - COOPERATIVE AGREEMENTS PROGRAM - 2019 - TIED WITH SP 079-070-010	0.00	AM	COOP CONST AGREEMENT	SF	60,000	-	-	-	60,000	-	-
899	MN 74	7909-04	2019	MnDOT	MN 74, OVER STREAM, REPLACE BRIDGE 8355 WITH NEW BRIDGE 79X05	0.00	BR	BRIDGE REPLACEMENT	STBGP	300,000	240,000	-	-	60,000	-	-
900	MN 74	7909-05	2019	MnDOT	MN 74, REALIGNMENT OF MN 74 AND CSAH 26 INTERSECTION NEAR WEAVER - COOPERATIVE AGREEMENT PROGRAM - 2019	0.00	AM	COOP CONST AGREEMENT	SF	314,000	-	-	-	314,000	-	-
901	US 61	8504-79	2019	MnDOT	**SPP** US 61 NB AND SB FROM 0.4 MI N I 90 TO CSAH 15 (HOMER), BITUMINOUS MILL AND OVERLAY (INCLUDES 3.1 MI OF FRONTAGE RD.)	12.70	RS	MILL AND OVERLAY	NHPP	9,612,000	7,689,600	-	-	1,922,400	-	-
902	US 61	8504-79P	2019	MnDOT	**SPP** US 61 NB AND SB FROM 0.4 MI N I 90 TO CSAH 15 (HOMER), BITUMINOUS MILL AND OVERLAY (INCLUDES 3.1 MI OF FRONTAGE RD.)	12.70	RS	MILL AND OVERLAY	STBGP	1,188,000	950,400	-	-	237,600	-	-
903	US 61	8505-42	2019	MnDOT	INTERSECTION OF TH 61 AND HUFF ST IN THE CITY OF WINONA; TRAFFIC SIGNAL REPLACEMENT AND ADA FACILITIES	0.00	AM	TRAFFIC SIGNAL INSTALL	SF	533,382	-	-	-	293,309	-	240,073
904	MN 74	8508-40	2019	MnDOT	MN 74 FORCE ACCOUNT - MATERIALS AND EQUIPMENT RENTAL, OVER BEAVER CREEK, REPLACE OLD BRIDGE 85002 WITH NEW BRIDGE 85029	0.00	RX	BARC	SF	350,000	-	-	-	350,000	-	-
905	I 90	8580-167	2019	MnDOT	**SPP**I 90 WB FROM 0.18 MI W OF CSAH 12 TO 1.25 MI W OF MN/WI STATE LINE, I 90 EB FROM 0.31 MI W OF CSAH 12 TO 0.75 MI E OF CSAH 12, AND US 61 NB AND SB FROM JUNCTION OF I 90 TO 0.04 MI S OF CR 101, BITUMINOUS MILL AND OVERLAY AND GRADING (INCLUDES MILL AND OVERLAY ON RIVERVIEW DRIVE)	4.55	RS	MILL AND OVERLAY	NHPP	3,648,000	3,298,400	-	-	349,600	-	-

ATP 6																
SFY 2019-2022 STATE TRANSPORTATION IMPROVEMENT PROGRAM (STIP)																
SORT BY: ATP, YEAR, TRANSIT, RAIL, LOCAL SP, MNDOT SP, SETASIDE																
SEQ#	ROUTE SYSTEM	PROJECT NUMBER (SP)	YEAR	AGENCY	PROJECT DESCRIPTION	MILE	PRGM	WORK TYPE	PROPOSED FUND	STIP TOTAL	FHWA	AC	FTA	TH	BOND	OTHER
906	I 90	8580-167P	2019	MnDOT	**SPP* I 90 WB FROM 0.18 MI W OF CSAH 12 TO 1.25 MI W OF MN/WI STATE LINE, I 90 EB FROM 0.31 MI W OF CSAH 12 TO 0.75 MI E OF CSAH 12, AND US 61 NB AND SB FROM JUNCTION OF I 90 TO 0.04 M I S OF CR 101, BITUMINOUS MILL AND OVERLAY AND GRADING (INCLUDES MILL AND OVERLAY ON RIVERVIEW DRIVE)	4.55	RS	MILL AND OVERLAY	STBGP	152,000	121,600	-	-	30,400	-	-
907	I 90	8580-167S	2019	MnDOT	**SEC164** HIGH TENSION CABLE BARRIER (HSIP PORTION OF 8580-167)	4.90	RS	TRAFFIC BARRIER	HSIP	550,000	550,000	-	-	-	-	-
908	I 90	8580-172	2019	MnDOT	**SPP** I-90 BRIDGE REPAIR, FROM MN 74 (ST. CHARLES) TO CSAH 7 (NODINE): CONCRETE SURFACE, BITUMINOUS SURFACING, JOINTS, RAILS, & APPROACHES ON BRS. 85817, 85818, 85823, 85824, 85829, 85830, 85841, 85842, 85843, 85844, 85845, 85846	0.00	BI	BRIDGE REPAIR	NHPP	5,200,000	4,680,000	-	-	520,000	-	-
909	MN 999	8826-192	2019	MnDOT	**IDIQ**SEP14** ADDITIONAL TASK ORDERS FOR F.Y. 2019 - DISTRICTWIDE VARIOUS LOCATIONS, BITUMINOUS PAVEMENT CRACK SEAL - MINIMUM AMOUNT \$300,000; MAXIMUM AMOUNT \$700,000; EXPIRATION DATE 6/30/19	0.00	PM	BITUMINOUS SEAL COAT	STBGP	400,000	320,000	-	-	80,000	-	-
910	MN 999	8826-193	2019	MnDOT	**IDIQ**SEP14** ADDITIONAL TASK ORDERS FOR F.Y. 2019 - DISTRICTWIDE VARIOUS LOCATIONS, BITUMINOUS PAVEMENT SEAL COAT - MINIMUM AMOUNT \$5,550,000; MAXIMUM AMOUNT \$10,000,000; EXPIRATION DATE 6/30/19	0.00	PM	BITUMINOUS SEAL COAT	STBGP	2,347,000	1,877,600	-	-	469,400	-	-
911	MN 999	8826-197	2019	MnDOT	**IDIQ** DISTRICTWIDE, VARIOUS LOCATIONS, EPOXY BRIDGE DECK CRACK SEAL - MINIMUM AMOUNT \$500,000; MAXIMUM AMOUNT \$1,200,000; EXPIRATION DATE 10/1/2020	0.00	BI	BRIDGE REPAIR	STBGP	500,000	400,000	-	-	100,000	-	-
912	MN 999	8826-206	2019	MnDOT	**IDIQ**SEP14** ADDITIONAL TASK ORDERS FOR F.Y. 2019 - DISTRICTWIDE LIGHTING LUMINAIRE REPLACEMENT - MINIMUM AMOUNT \$500,000; MAXIMUM AMOUNT \$1,500,000; EXPIRATION DATE 6/30/19	0.00	SC	LIGHTINGS	STBGP	82,348	65,878	-	-	16,470	-	-
913	MN 999	8826-215	2019	MnDOT	**IDIQ** DISTRICTWIDE VARIOUS LOCATIONS, CONCRETE PAVEMENT REHAB - MINIMUM AMOUNT \$800,000; MAXIMUM AMOUNT \$3,800,000; EXPIRATION DATE 6/30/2021	0.00	PM	BITUMINOUS SEAL COAT	STBGP	800,000	640,000	-	-	160,000	-	-
914	MN 999	8806-CA-19	2019	MnDOT	DISTRICTWIDE SETASIDES - EXTERNAL PROJECT DELIVERY - 2019	0.00	CA	MISC. AGREEMENT	SF	3,850,000	-	-	-	3,850,000	-	-
915	MN 999	8806-CA-19A	2019	MnDOT	**17NEW** DISTRICTWIDE SETASIDES - PROJECT DELIVERY - 2019	0.00	CA	MISC. AGREEMENT	SF	2,300,000	-	-	-	2,300,000	-	-

ATP 6																
SFY 2019-2022 STATE TRANSPORTATION IMPROVEMENT PROGRAM (STIP)																
SORT BY: ATP, YEAR, TRANSIT, RAIL, LOCAL SP, MNDOT SP, SETASIDE																
SEQ#	ROUTE SYSTEM	PROJECT NUMBER (SP)	YEAR	AGENCY	PROJECT DESCRIPTION	MILE	PRGM	WORK TYPE	PROPOSED FUND	STIP TOTAL	FHWA	AC	FTA	TH	BOND	OTHER
916	MN 999	8806-MA-19	2019	MnDOT	DISTRICTWIDE SETASIDES - MISCELLANEOUS AGREEMENTS - 2019	0.00	MA	MISC. AGREEMENT	SF	431,000	-	-	-	431,000	-	-
917	MN 999	8806-PD-19	2019	MnDOT	DISTRICTWIDE SETASIDE - INTERNAL PROJECT DELIVERY - 2019	0.00	CA	MISC. AGREEMENT	SF	317,000	-	-	-	317,000	-	-
918	MN 999	8806-RW-19	2019	MnDOT	DISTRICTWIDE SETASIDES - R/W - 2019	0.00	RW	RIGHT OF WAY PURCHASE	SF	2,250,000	-	-	-	2,250,000	-	-
919	MN 999	8806-SA-19	2019	MnDOT	DISTRICTWIDE SETASIDES - SUPPLEMENTAL AGREEMENTS AND COST OVERRUNS - 2019	0.00	SA	SUPP. AGREE & COST OVERRUNS	SF	3,000,000	-	-	-	3,000,000	-	-
920	LOCAL 999	8806-SHL-19	2019	LOCAL	HSIP SETASIDE - LOCAL - 2019	0.00	SH	SAFETY	HSIP	322,978	290,680	-	-	-	-	32,298
921	MN 999	8806-SN-19	2019	MnDOT	DISTRICTWIDE SETASIDES - SIGNING - 2019	0.00	RX	BARC	SF	170,000	-	-	-	170,000	-	-
922	MN 999	8806-ST-19	2019	MnDOT	DISTRICTWIDE SETASIDES - STRIPING - 2019	0.00	RX	BARC	SF	650,000	-	-	-	650,000	-	-
Total										176,777,773	98,627,760	1,233,000	11,357,400	35,821,928	4,490,000	26,480,685

ATP 6 SFY 2019-2022 STATE TRANSPORTATION IMPROVEMENT PROGRAM (STIP)																
SORT BY: ATP, YEAR, TRANSIT, RAIL, LOCAL SP, MNDOT SP, SETASIDE																
SEQ#	ROUTE SYSTEM	PROJECT NUMBER (SP)	YEAR	AGENCY	PROJECT DESCRIPTION	MILE	PRGM	WORK TYPE	PROPOSED FUND	STIP TOTAL	FHWA	AC	FTA	TH	BOND	OTHER
923	BB	TRF-0047-20A	2020	ROCHESTER	SECT 5307: ROCHESTER RR OPERATING ASSISTANCE	0.00	B9	TRANSIT OPERATIONS	FTA	13,000,000	-	-	2,000,000	-	-	11,000,000
924	BB	TRF-0047-20B	2020	ROCHESTER	CITY OF ROCHESTER; PURCHASE TWO (2) BUS SHELTERS	0.00	TR	TRANSIT GRANT CAP IMP (NON-VEHICLE)	LF	24,000	-	-	-	-	-	24,000
925	BB	TRF-0047-20C	2020	ROCHESTER	CITY OF ROCHESTER; PARK & RIDE RAMP	0.00	TR	TRANSIT GRANT CAP IMP (NON-VEHICLE)	LF	20,000,000	-	-	-	-	-	20,000,000
926	BB	TRF-3780-20	2020	LA CRESCENT	SECT 5307: CITY OF LA CRESCENT TRANSIT OPERATING ASSISTANCE	0.00	B9	TRANSIT OPERATIONS	FTA	375,000	-	-	55,000	-	-	320,000
927	BB	TRS-0047-20T	2020	ROCHESTER	CITY OF ROCHESTER; PURCHASE ONE (1) 40 FT. EXPANSION BUS; PURCHASE FIVE (5) 60' BRT EXPANSION BUSES	0.00	TR	TRANSIT VEHICLE PURCHASE	STBGP	5,686,000	1,374,800	-	-	-	-	4,311,200
928	BB	TRS-0047-20TA	2020	ROCHESTER	CITY OF ROCHESTER; PURCHASE FIVE (5) STD. 40 FT. REPLACEMENT BUSES	0.00	TR	TRANSIT VEHICLE PURCHASE	STBGP	2,450,000	1,960,000	-	-	-	-	490,000
929	RR	24-00135	2020	MNDOT	UP RR, INSTALL GATES AT CSAH 48, MARGARETHA AVE, ALBERT LEA, FREEBORN COUNTY	0.00	SR	RR X-ING IMP.	RRS	240,000	216,000	-	-	-	-	24,000
930	RR	24-00136	2020	MNDOT	UP RR, INSTALL GATES AT MSAS 129, HAMMER RD, ALBERT LEA, FREEBORN COUNTY	0.00	SR	RR X-ING IMP.	RRS	240,000	216,000	-	-	-	-	24,000
931	RR	24-00137	2020	MNDOT	UP RR, INSTALL GATES AT CSAH 5, CENTRAL AVE S, GLENVILLE, FREEBORN COUNTY	0.00	SR	RR X-ING IMP.	RRS	240,000	216,000	-	-	-	-	24,000
932	RR	25-00122	2020	MNDOT	CP RR, INSTALL GATES AT CSAH 5, GRANT ST, LAKE CITY, GOODHUE COUNTY	0.00	SR	RR X-ING IMP.	RRS	240,000	216,000	-	-	-	-	24,000
933	RR	66-00172	2020	MNDOT	UP RR, INSTALL GATES AT CSAH 78, HESTER ST, DUNDAS, RICE COUNTY	0.00	SR	RR X-ING IMP.	RRS	240,000	216,000	-	-	-	-	24,000
934	RR	66-00173	2020	MNDOT	UP RR, INSTALL GATES AT MSAS 103, 14TH ST NE, FARIBAULT, RICE COUNTY	0.00	SR	RR X-ING IMP.	RRS	240,000	216,000	-	-	-	-	24,000
935	RR	85-00154	2020	MNDOT	DME RR, INSTALL GATES AT CSAH 25, LEWISTON, WINONA COUNTY	0.00	SR	RR X-ING IMP.	RRS	240,000	216,000	-	-	-	-	24,000
936	RR	85-00155	2020	MNDOT	CP RR, INSTALL GATES AT MSAS 103, 5TH ST, WINONA, WINONA COUNTY	0.00	SR	RR X-ING IMP.	RRS	240,000	216,000	-	-	-	-	24,000
937	RR	85-00156	2020	MNDOT	CP RR, INSTALL GATES AT MSAS 112, MANKATO ST, WINONA, WINONA COUNTY	0.00	SR	RR X-ING IMP.	RRS	240,000	216,000	-	-	-	-	24,000
938	CSAH 46	024-070-026	2020	FREEBORN COUNTY	CSAH 46, 2' PAVED SHOULDERS, RUMBLE STRIPS & SAFETY WEDGE	0.00	SH	PAVE SHOULDER	HSIP	192,000	172,800	-	-	-	-	19,200
939	CSAH 22	024-622-011	2020	FREEBORN COUNTY	CSAH 22, MARSHALL STREET TO HAMMER ROAD, GRADE AND SURFACE, BITUMINOUS PAVEMENT, STORM SEWER, TRAFFIC SIGNAL INSTALLATION, LIGHTING AND PED/BIKE IMPROVEMENTS (ASSOCIATED WITH CITY OF ALBERT LEA SP 101-020-015)	1.34	RC	NEW PAVEMENT	STBGP	7,500,000	5,785,000	-	-	-	-	1,715,000
940	LOCAL	025-070-011	2020	GOODHUE COUNTY	COUNTYWIDE INTERSECTION LIGHTING INSTALLATION	0.00	SH	LIGHTINGS	HSIP	88,000	79,200	-	-	-	-	8,800
941	MUN 58	025-599-121	2020	GOODHUE COUNTY	3RD ST N OVER THE CANNON RIVER, 0.5 MI N OF JCT TH 19, REHAB BR # L5391	0.00	BI	BRIDGE REPAIR	BROS	1,297,534	1,038,027	-	-	-	-	259,507

ATP 6																
SFY 2019-2022 STATE TRANSPORTATION IMPROVEMENT PROGRAM (STIP)																
SORT BY: ATP, YEAR, TRANSIT, RAIL, LOCAL SP, MNDOT SP, SETASIDE																
SEQ#	ROUTE SYSTEM	PROJECT NUMBER (SP)	YEAR	AGENCY	PROJECT DESCRIPTION	MILE	PRGM	WORK TYPE	PROPOSED FUND	STIP TOTAL	FHWA	AC	FTA	TH	BOND	OTHER
942	LOCAL	055-622-062	2020	OLMSTED COUNTY	CONSTRUCTION MEMBERS PARKWAY EXTENSION AND PUBLIC STREET - ASSOCIATED SP 159-080-020	0.00	RS	NEW PAVEMENT	STBGP	3,200,000	2,515,000	-	-	-	-	685,000
943	CSAH 48	066-070-022	2020	RICE COUNTY	CSAH 48, 3/4 INTERSECTION	0.00	SH	NEW PAVEMENT	HSIP	310,000	279,000	-	-	-	-	31,000
944	CSAH 59	079-070-010AC	2020	WABASHA COUNTY	**AC** REALIGNMENT OF CSAH 59 AND CSAH 10 INTERSECTION AT TH 61 (AC PAYBACK 1 OF 1)	0.00	SH	NEW PAVEMENT	HSIP	720,000	720,000	-	-	-	-	-
945	LOCAL	079-070-011	2020	WABASHA COUNTY	COUNTYWIDE 6" EDGELINE STRIPING	0.00	SH	STRIPING	HSIP	404,000	363,600	-	-	-	-	40,400
946	CSAH 4, 11, 18 AND 84	079-070-014AC	2020	WABASHA COUNTY	**AC** WABASHA COUNTY CSAH 4, 11, 18 AND 84, 2- SHOULDER PAVING, RUMBLE STRIPS, SAFETY EDGE IN CURVES (AC PAYBACK 1 OF 1) - TIED WITH SP 079-070-012	0.00	SH	PAVE SHOULDER	HSIP	513,000	513,000	-	-	-	-	-
947	CSAH 4	079-070-015	2020	WABASHA COUNTY	**AC**CSAH 4: 2' SHOULDER PAVING, 6" EDGELINE STRIPING, RUMBLE STRIPS, SAFETY EDGE BITUMINOUS RECLAMATION AND BITUMINOUS PAVEMENT - ASSOCIATED WITH SP 079-604-052 (AC PROJECT, PAYBACK IN 2022)	0.00	SH	PAVE SHOULDER	STBGP	846,667	110,000	-	-	-	-	736,667
948	CSAH 4	079-070-015S	2020	WABASHA COUNTY	**AC**CSAH 4: 2' SHOULDER PAVING, 6" EDGELINE STRIPING, RUMBLE STRIPS, SAFETY EDGE BITUMINOUS RECLAMATION AND BITUMINOUS PAVEMENT - ASSOCIATED WITH SP 079-604-052 (AC PROJECT, PAYBACK IN 2022) - HSIP PORTION OF PROJECT	0.00	SH	PAVE SHOULDER	HSIP	223,333	190,000	110,000	-	-	-	33,333
949	CSAH 30	085-630-009	2020	WINONA COUNTY	CSAH 30 OVER BEAVER CREEK, 0.4 MI W OF JCT TH74, REPLACE BR # 85507	0.00	BR	BRIDGE REPLACEMENT	BROS	832,000	600,000	-	-	-	-	232,000
950	CSAH 37	085-637-026	2020	WINONA COUNTY	CSAH 37 OVER S FK WHITEWATER RIVER, 1.6 MI S OF JCT CR108, REPLACE BR # 85504	0.00	BR	BRIDGE REPLACEMENT	BROS	871,000	656,000	-	-	-	-	215,000
951	PED/BIKE	156-090-003	2020	RED WING	OLD WEST MAIN STREET PEDESTRIAN-BICYCLE BRIDGE	0.00	EN	BRIDGE PEDESTRIAN	STBGTAP	1,811,250	857,218	-	-	-	-	954,032
952	PED/BIKE	234-090-001	2020	LAKE CITY	HOK-SI-LA PARK RECREATION TRAIL	0.00	EN	NEW TRAIL	STBGTAP	535,596	342,782	-	-	-	-	192,814
953	MN 57	2509-24	2020	MnDOT	ROUNDAABOUT AT MN 57 AND MN 60 INTERSECTION - WANAMINGO	0.28	SC	ROUNDAABOUT	STBGP	2,350,000	1,880,000	-	-	470,000	-	-
954	MN 57	2509-24S	2020	MnDOT	ROUNDAABOUT AT MN 57 AND MN 60 INTERSECTION - WANAMINGO - HSIP PORTION OF 2509-24	0.28	SH	ROUNDAABOUT	HSIP	1,050,000	945,000	-	-	105,000	-	-
955	US 63	2515-210V2	2020	MnDOT	**CHAP 152** CONTRACT ADMINISTRATION (CONSULTANT BOND ELIGIBLE) - RED WING BRIDGE 9040 AND BRIDGE 9103 - F.Y. 2020	0.26	BR	BRIDGE REPLACEMENT	BF	1,100,000	-	-	-	-	1,100,000	-
956	MN 56	5005-64	2020	MnDOT	MN 56 FROM LEROY E. CITY LINE TO MAPLE ST. (TAOPI), BITUMINOUS MILL AND OVERLAY	8.40	RS	MILL AND OVERLAY	STBGP	4,100,000	3,280,000	-	-	820,000	-	-
957	MN 105	5007-34	2020	MnDOT	MN 105 FROM IA STATE LINE TO BRIDGE 5971, BITUMINOUS MILL AND OVERLAY	11.27	RS	MILL AND OVERLAY	STBGP	4,400,000	3,520,000	-	-	880,000	-	-

ATP 6 SFY 2019-2022 STATE TRANSPORTATION IMPROVEMENT PROGRAM (STIP)																
SORT BY: ATP, YEAR, TRANSIT, RAIL, LOCAL SP, MNDOT SP, SETASIDE																
SEQ#	ROUTE SYSTEM	PROJECT NUMBER (SP)	YEAR	AGENCY	PROJECT DESCRIPTION	MILE	PRGM	WORK TYPE	PROPOSED FUND	STIP TOTAL	FHWA	AC	FTA	TH	BOND	OTHER
958	US 63	5509-84	2020	MnDOT	US 63, OVER I 90, REPLACE BRIDGES 9890 AND SB BR 9889 AND INTERCHANGE IMPROVEMENTS	0.00	BR	BRIDGE REPLACEMENT	NHPP	15,400,000	12,320,000	-	-	3,080,000	-	-
959	I 90	5580-91	2020	MnDOT	SPP** I 90 EB OVER US 52, BRIDGE 55810 AND WB OVER US 52, BRIDGE 55809, REHAB BRIDGES	0.00	BI	BRIDGE REPAIR	NHPP	2,625,000	2,362,500	-	-	262,500	-	-
960	US 14	7402-34	2020	MnDOT	**ITS** US 14 FROM I-35 TO CSAH 80, TMS	6.20	SC	TRAFFIC MANAGEMENT SYSTEM	STBGP	500,000	400,000	-	-	100,000	-	-
961	I 35	7480-131	2020	MnDOT	STRAIGHT RIVER REST AREA, RECONSTRUCTION	0.00	RB	SAFETY REST AREA	NHPP	2,000,000	1,800,000	-	-	200,000	-	-
962	MN 42	7901-52	2020	MnDOT	MN 42 FROM 0.35 MI N OF MN 247 TO US 61, BITUMINOUS MILL AND OVERLAY	12.40	RS	MILL AND OVERLAY	STBGP	4,900,000	3,920,000	-	-	980,000	-	-
963	US 61	7906-97	2020	MnDOT	US 61, IN LAKE CITY FROM WEST ELM STREET TO CENTRAL POINT ROAD, RECONSTRUCTION	1.58	RC	RECONST.	NHPP	9,900,000	6,960,000	-	-	1,740,000	-	1,200,000
964	MN 74	8508-38	2020	MnDOT	MN 74, OVER STREAMS, REHAB BRIDGES 8593 AND 8595 AND REPLACE BRIDGES 5835, 5836, 8592 AND 8594	0.00	BR	BRIDGE REPAIR	STBGP	1,350,000	1,080,000	-	-	270,000	-	-
965	I 90	8580-174	2020	MnDOT	**17NEW**CHAP3**SPP** I 90, EB OVER TWP 231, REPLACE BRIDGES 85814 AND 85816	0.00	BR	BRIDGE REPLACEMENT	BF SF	5,000,000	-	-	-	3,100,000	1,900,000	-
966	MN 999	8826-195	2020	MnDOT	DISTRICTWIDE VARIOUS LOCATIONS, BITUMINOUS PAVEMENT SEAL COAT	0.00	PM	BITUMINOUS SEAL COAT	STBGP	1,800,000	1,440,000	-	-	360,000	-	-
967	MN 999	8826-213	2020	MnDOT	CULVERT LININGS - VARIOUS LOCATIONS DISTRICTWIDE	0.00	DR	CULVERT REHAB	SF	750,000	-	-	-	750,000	-	-
968	MN 999	8806-AM-20	2020	MnDOT	DISTRICTWIDE SETASIDE - LOCAL PARTNERSHIP PROGRAM (LPP) - 2020	0.00	AM	COOP CONST AGREEMENT	SF	960,000	-	-	-	960,000	-	-
969	MN 999	8806-CA-20	2020	MnDOT	DISTRICTWIDE SETASIDES - EXTERNAL PROJECT DELIVERY - 2020	0.00	CA	MISC. AGREEMENT	SF	2,500,000	-	-	-	2,500,000	-	-
970	MN 999	8806-CA-20A	2020	MnDOT	**17NEW** DISTRICTWIDE SETASIDES - PROJECT DELIVERY - 2020	0.00	CA	MISC. AGREEMENT	SF	3,000,000	-	-	-	3,000,000	-	-
971	MN 999	8806-LT-20	2020	MnDOT	DISTRICTWIDE SETASIDES - LIGHTING - 2020	0.00	SC	LIGHTINGS	SF	50,000	-	-	-	50,000	-	-
972	MN 999	8806-MA-20	2020	MnDOT	DISTRICTWIDE SETASIDES - MISCELLANEOUS AGREEMENTS - 2020	0.00	MA	MISC. AGREEMENT	SF	200,000	-	-	-	200,000	-	-
973	MN 999	8806-PD-20	2020	MnDOT	DISTRICTWIDE SETASIDE - INTERNAL PROJECT DELIVERY - 2020	0.00	CA	MISC. AGREEMENT	SF	800,000	-	-	-	800,000	-	-
974	MN 999	8806-PM-20-01	2020	MnDOT	DISTRICTWIDE SETASIDES - ROUT AND SEAL 2020	0.00	PM	BITUMINOUS ROUT & SEAL	STBGP	400,000	320,000	-	-	80,000	-	-
975	MN 999	8806-RW-20	2020	MnDOT	DISTRICTWIDE SETASIDES - R/W - 2020	0.00	RW	RIGHT OF WAY PURCHASE	SF	3,150,000	-	-	-	3,150,000	-	-
976	MN 999	8806-SA-20	2020	MnDOT	DISTRICTWIDE SETASIDES - SUPPLEMENTAL AGREEMENTS AND COST OVERRUNS - 2020	0.00	SA	SUPP. AGREE & COST OVERRUNS	SF	3,000,000	-	-	-	3,000,000	-	-
977	MN 999	8806-SC-20	2020	MnDOT	DISTRICTWIDE SETASIDES - SAFETY PROJECTS - 2020	0.00	SC	MISC. AGREEMENT	STBGP	1,900,000	1,520,000	-	-	380,000	-	-
978	LOCAL 999	8806-SHL-20	2020	LOCAL	HSIP SETASIDE - LOCAL - 2020	0.00	SH	SAFETY	HSIP	80,444	72,400	-	-	-	-	8,044
979	MN 999	8806-SN-20	2020	MnDOT	DISTRICTWIDE SETASIDES - SIGNING - 2020	0.00	RX	BARC	SF	220,000	-	-	-	220,000	-	-
980	MN 999	8806-ST-20	2020	MnDOT	DISTRICTWIDE SETASIDES - STRIPING - 2020	0.00	RX	BARC	SF	700,000	-	-	-	700,000	-	-
Total										137,224,824	61,320,327	110,000	2,055,000	28,157,500	3,000,000	42,691,997

ATP 6 SFY 2019-2022 STATE TRANSPORTATION IMPROVEMENT PROGRAM (STIP)																
SORT BY: ATP, YEAR, TRANSIT, RAIL, LOCAL SP, MNDOT SP, SETASIDE																
SEQ#	ROUTE SYSTEM	PROJECT NUMBER (SP)	YEAR	AGENCY	PROJECT DESCRIPTION	MILE	PRGM	WORK TYPE	PROPOSED FUND	STIP TOTAL	FHWA	AC	FTA	TH	BOND	OTHER
981	BB	TRF-0047-21A	2021	ROCHESTER	SECT 5307: ROCHESTER RR OPERATING ASSISTANCE	0.00	B9	TRANSIT OPERATIONS	FTA	13,700,000	-	-	2,000,000	-	-	11,700,000
982	BB	TRF-0047-21B	2021	ROCHESTER	SECT 5339: ROCHESTER ; PURCHASE (2) DAR REPLACEMENT BUSES	0.00	BB	TRANSIT VEHICLE PURCHASE	FTA	645,000	-	-	516,000	-	-	129,000
983	BB	TRF-0047-21C	2021	ROCHESTER	SECT 5339: ROCHESTER ; PURCHASE ONE (1) ST. 40 FT EXPANSION BUS	0.00	BB	TRANSIT VEHICLE PURCHASE	FTA	490,000	-	-	392,000	-	-	98,000
984	BB	TRF-0047-21D	2021	ROCHESTER	SECT 5307: ROCHESTER; TRANSIT DEVELOPMENT PLAN	0.00	B9	TRANSIT OPERATIONS	FTA	250,000	-	-	200,000	-	-	50,000
985	BB	TRF-0047-21E	2021	ROCHESTER	ROCHESTER: PURCHASE TWO (2) BUS SHELTERS	0.00	TR	TRANSIT GRANT CAP IMP (NON-VEHICLE)	LF	20,000	-	-	-	-	-	20,000
986	BB	TRF-3780-21	2021	LA CRESCENT	SECT 5307: CITY OF LA CRESENT TRANSIT OPERATING ASSISTANCE	0.00	B9	TRANSIT OPERATIONS	FTA	375,000	-	-	55,000	-	-	320,000
987	BB	TRS-0047-21T	2021	ROCHESTER	CITY OF ROCHESTER; PURCHASE FIVE (5) STD. 40 FT. REPLACEMENT BUSES	0.00	TR	TRANSIT VEHICLE PURCHASE	STBGP	2,675,000	2,140,000	-	-	-	-	535,000
988	CSAH 21	023-621-023	2021	FILLMORE COUNTY	CSAH 21, FROM CSAH 12 TO TH 16, CONCRETE OVERLAY	5.37	RS	CONCRETE OVERLAY	STBGP	2,700,000	1,950,000	-	-	-	-	750,000
989	CSAH 6	028-606-024	2021	HOUSTON COUNTY	CSAH 6, FROM WINONA COUNTY LINE TO TOWN HALL ROAD, BITUMINOUS RECLAMATION/BITUMINOUS PAVEMENT	6.66	RD	BITUMINOUS RECLAMATION	STBGP	2,331,000	1,680,000	-	-	-	-	651,000
990	CSAH 6	066-070-023	2021	RICE COUNTY	CSAH 6, EDGELINES PLUS 2' SHOULDER PLUS RUMBLES PLUS EDGE	0.00	SH	EDGE LINE RUMBLE STRIPS	HSIP	524,444	472,000	-	-	-	-	52,444
991	CR 77	079-070-016	2021	WABASHA COUNTY	TH 61/CR77 INTERSECTION IMPROVEMENTS	0.00	SH	PAVEMENT MARKINGS	HSIP	388,889	350,000	-	-	-	-	38,889
992	CSAH 8	079-070-017	2021	WABASHA COUNTY	CSAH 8, 6" EDGELINES, RUMBLE STRIPS AND SHOULDER PAVING	0.00	SH	EDGE LINE RUMBLE STRIPS	HSIP	700,000	630,000	-	-	-	-	70,000
993	CSAH 4	079-070-018	2021	WABASHA COUNTY	CSAH 4/CSAH 27/TH 42, INTERSECTION GEOMETRICS	0.00	SH	PROFILE CHANGE AND REPAVE	HSIP	500,000	450,000	-	-	-	-	50,000
994	MUN 138	125-080-005	2021	FARIBAULT	MUN 138, REPLACE BRIDGE 66507 OVER DIVISION STREET - FARIBAULT	0.00	BI	BRIDGE REPLACEMENT	BROS	2,200,000	1,760,000	-	-	-	-	440,000
995	LOCAL	153-109-014	2021	OWATONNA	BRIDGE STREET, FROM 24TH AVE TO I 35 SB RAMP, RECONSTRUCTION	0.42	RC	NEW PAVEMENT	STBGP	2,940,000	1,249,000	-	-	-	-	1,691,000
996	LOCAL	156-132-003	2021	RED WING	**AC**OLD WEST MAIN ST (150' N OF TH 61 TO BUCHANAN STREET) & JACKSON ST (OLD WEST MAIN ST TO CP RAIL CROSSING), GRADE & SURFACE, BITUMINOUS PAVEMENT, STORM SEWER REPLACEMENT, SIGNING, STRIPING, LIGHTING, LANDSCAPING AND PED/BIKE IMPROVEMENTS (AC PROJECT, PAYBACK IN 2022)	0.30	RC	NEW PAVEMENT	STBGP	1,770,000	651,000	400,000	-	-	-	1,119,000
997	PED/BIKE	159-090-022	2021	ROCHESTER	TRAIL ALONG BROADWAY AND TH 14 FROM 14TH STREET TO CROSSROADS DR. SW	0.00	EN	NEW TRAIL	STBGTAP	528,000	200,000	-	-	-	-	328,000
998	MSAS 106	159-106-020	2021	ROCHESTER	MSAS 106, 16TH AVE SW TO 11TH AVE SW, RECONSTRUCTION OF 2ND ST SW	0.37	RC	NEW PAVEMENT	STBGP	3,570,000	2,370,000	-	-	-	-	1,200,000
999	PED/BIKE	236-090-003	2021	LA CRESCENT	LA CRESCENT WAGON WHEEL TRAIL PHASE 3	0.00	EN	NEW TRAIL	STBGTAP	2,250,000	1,000,000	-	-	-	-	1,250,000

ATP 6																	
SFY 2019-2022 STATE TRANSPORTATION IMPROVEMENT PROGRAM (STIP)																	
SORT BY: ATP, YEAR, TRANSIT, RAIL, LOCAL SP, MNDOT SP, SETASIDE																	
SEQ#	ROUTE SYSTEM	PROJECT NUMBER (SP)	YEAR	AGENCY	PROJECT DESCRIPTION	MILE	PRGM	WORK TYPE	PROPOSED FUND	STIP TOTAL	FHWA	AC	FTA	TH	BOND	OTHER	
1000	MN 57	2007-43	2021	MnDOT	MN 57 FROM CSAH 34 TO 11TH STREET IN THE CITY OF KASSON, RECONSTRUCTION	0.76	RC	COOP CONST AGREEMENT	SF	3,750,000	-	-	-	3,750,000	-	-	
1001	US 65	2405-32	2021	MnDOT	**SPP**AC** US 65 NB AND SB FROM NEWTON AVE TO I-35 RAMPS IN ALBERT LEA, MN, BITUMINOUS MILL AND OVERLAY, ADA RAMP, SIDEWALK AND STORM SEWER REPAIRS (AC PROJECT - PAYBACK IN 2022)	2.67	RS	MILL AND OVERLAY	NHPP	3,129,000	2,349,000	771,000	-	780,000	-	-	
1002	US 52	2506-83	2021	MnDOT	**17NEW**CHAP3**SPP**US 52 FROM S JCT OF MN 60 TO 2.2 MI S MN 19 IN GOODHUE COUNTY. RECONSTRUCT SB LANES, REPLACE BRIDGES 9414, 9483, 9659, 9660, 9662 AND 91048. INCLUDES POTENTIAL NEW INTERCHANGE AND BRIDGE AT US 52/TH 57 INTERSECTION IN HADER.	13.74	MC	CONCRETE PAVEMENT	BF SF	56,572,500	-	-	-	6,900,000	49,672,500	-	
1003	MN 56	2508-36	2021	MnDOT	MN 56, REPLACE BOX 8648 OVER STREAM	0.17	BR	BOX CULVERT	STBGP	1,000,000	800,000	-	-	200,000	-	-	
1004	US 63	2515-21OV3	2021	MnDOT	**CHAP 152** CONTRACT ADMINISTRATION (CONSULTANT BOND ELIGIBLE) - RED WING BRIDGE 9040 AND BRIDGE 9103 - F.Y. 2021	0.26	BR	BRIDGE REPLACEMENT	BF	150,000	-	-	-	-	150,000	-	
1005	MN 16	2801-90	2021	MnDOT	MN 16, FROM 0.16 MILES WEST OF THE HOUSTON WEST CITY LIMITS TO BRIDGE 95111, MILL AND OVERLAY	1.72	PM	BITUMINOUS OVERLAY	STBGP	658,000	526,400	-	-	131,600	-	-	
1006	MN 76	2808-22	2021	MnDOT	MN 76, REHAB BRIDGE 9104, 9105 AND 9106 OVER MONEY CREEK - FORCE ACCOUNT	0.00	RX	BRIDGE REPAIR	SF	50,000	-	-	-	50,000	-	-	
1007	US 218	5009-34	2021	MnDOT	**SPP** US 218, WEST JUNCTION OVER I 90, REPLACE BRIDGES 50803 AND 50804	0.00	BR	BRIDGE REPLACEMENT	NHPP	8,500,000	6,800,000	-	-	1,700,000	-	-	
1008	I 90	5080-166	2021	MnDOT	**SPP** I 90, 28TH STREET OVER I 90, REPLACE BRIDGE 9504 WITH NEW BRIDGE 50811	0.00	BR	BRIDGE REPLACEMENT	NHPP	3,300,000	2,640,000	-	-	660,000	-	-	
1009	US 14	5501-38	2021	MnDOT	**ITS** US 14 FROM CSAH 5 (BYRON) TO WEST CIRCLE DRIVE (ROCHESTER), TMS	6.99	SC	TRAFFIC MANAGEMENT SYSTEM	STBGP	670,000	536,000	-	-	134,000	-	-	
1010	US 14	5503-46	2021	MnDOT	**ELLA** US 14, OVER STREAM, REPLACE BRIDGE 6034 WITH NEW BRIDGE 55X26 AND CULVERT WORK	0.00	BR	BRIDGE REPLACEMENT	STBGP	640,000	512,000	-	-	128,000	-	-	
1011	MN 30	5505-27	2021	MnDOT	MN 30, REPLACE BRIDGE 9008 AND BRIDGE 9009, OVER N. BR. ROOT RIVER	0.25	BR	BRIDGE REPLACEMENT	STBGP	5,400,000	4,320,000	-	-	1,080,000	-	-	
1012	MN 30	7403-30	2021	MnDOT	MN 30 FROM 0.28 MILE WEST OF ELLENDALE TO 1 MILE EAST OF CSAH 45 - MILL AND OVERLAY, CULVERT WORK AND STRUCTURAL LINING OF A BOX CULVERT PLUS THE REALIGNMENT OF MN 30 AND E 8TH AVE INTERSECTION AND ADA IMPROVEMENTS	5.60	RS	MILL AND OVERLAY	STBGP	2,700,000	2,160,000	-	-	540,000	-	-	
1013	US 14	7408-53	2021	MnDOT	US 14, FROM I 35 TO APPROX. 0.5 MI EAST OF 44TH AVE SE (CSAH 43), HIGH TENSION CABLE BARRIER	5.61	SH	TRAFFIC BARRIER	HSIP	675,000	607,500	-	-	67,500	-	-	

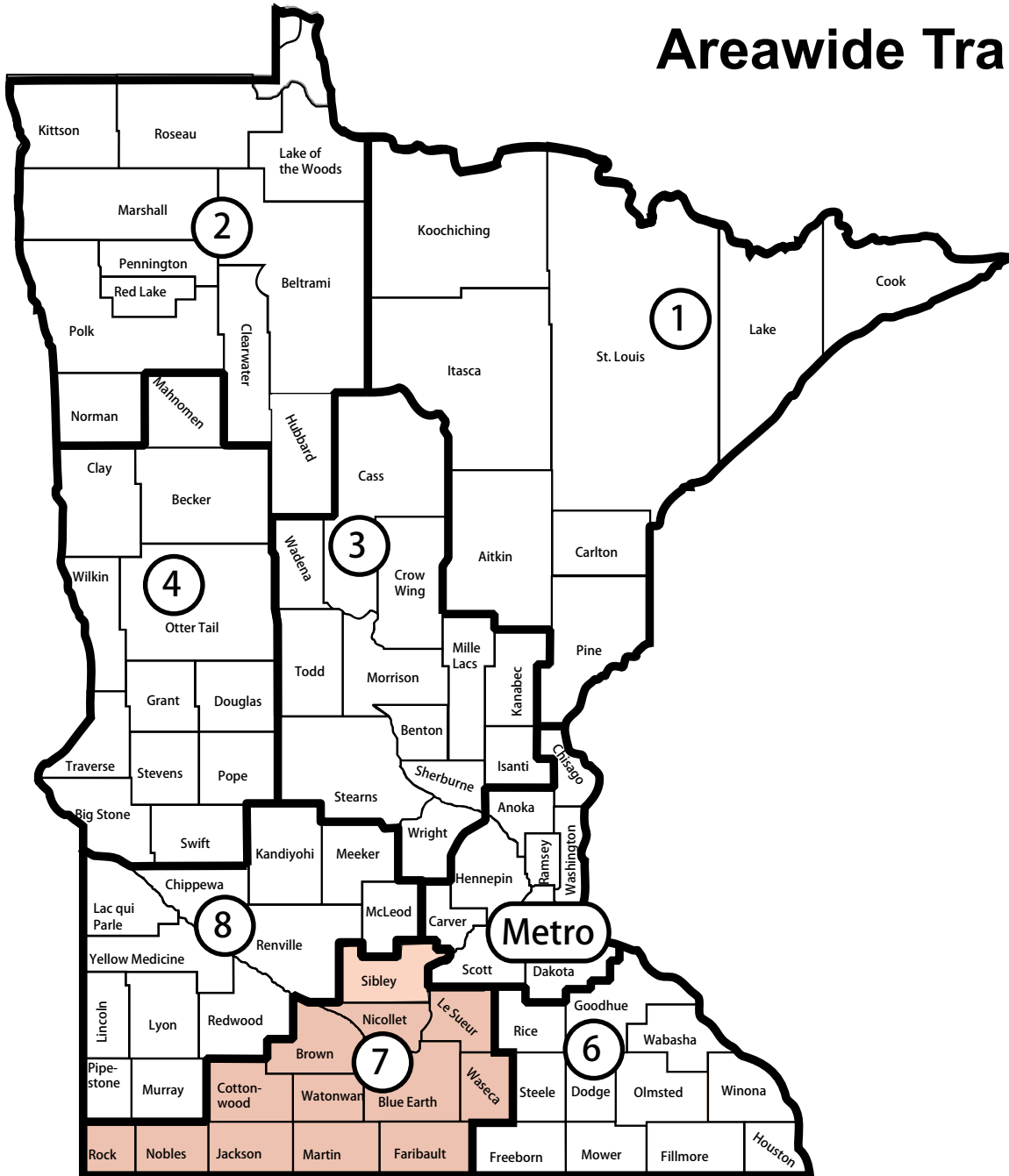
ATP 6 SFY 2019-2022 STATE TRANSPORTATION IMPROVEMENT PROGRAM (STIP)																
SORT BY: ATP, YEAR, TRANSIT, RAIL, LOCAL SP, MNDOT SP, SETASIDE																
SEQ#	ROUTE SYSTEM	PROJECT NUMBER (SP)	YEAR	AGENCY	PROJECT DESCRIPTION	MILE	PRGM	WORK TYPE	PROPOSED FUND	STIP TOTAL	FHWA	AC	FTA	TH	BOND	OTHER
1014	MN 74	8508-39	2021	MnDOT	**ELLA** MN 74, REPLACE BRIDGE 5932 OVER SOUTH FK WHITEWATER RIVER WITH NEW BRIDGE 85026 - ST CHARLES	0.00	BR	BRIDGE REPLACEMENT	STBGP	1,800,000	1,440,000	-	-	360,000	-	-
1015	MN 999	8826-201	2021	MnDOT	DISTRICTWIDE PREVENTIVE MAINTENANCE - D6 EAST	0.00	PM	BITUMINOUS SEAL COAT	STBGP	1,600,000	1,280,000	-	-	320,000	-	-
1016	MN 999	8826-202	2021	MnDOT	DISTRICTWIDE PREVENTIVE MAINTENANCE - D6 WEST	0.00	PM	BITUMINOUS SEAL COAT	STBGP	2,258,000	1,806,400	-	-	451,600	-	-
1017	MN 999	8826-203	2021	MnDOT	DISTRICTWIDE PREVENTIVE MAINTENANCE - ROUT AND SEAL	0.00	PM	BITUMINOUS ROUT & SEAL	STBGP	2,258,000	1,806,400	-	-	451,600	-	-
1018	MN 999	8826-210	2021	MnDOT	DISTRICTWIDE BRIDGE DECK CRACK SEALING	0.00	BI	BRIDGE REPAIR	SF	385,000	-	-	-	385,000	-	-
1019	MN 999	8826-216	2021	MnDOT	DISTRICTWIDE, VARIOUS LOCATIONS, CONSTRUCT CENTERLINE SINUSOIDAL RUMBLE STRIP	0.00	SH	CENTERLINE RUMBLE STRIPS	HSIP	450,000	405,000	-	-	45,000	-	-
1020	MN 999	8806-AM-21	2021	MnDOT	DISTRICTWIDE SETASIDES - LOCAL PARTNERSHIP PROGRAM (LPP) - 2021	0.00	AM	COOP CONST AGREEMENT	SF	483,000	-	-	-	483,000	-	-
1021	MN 999	8806-AP-21	2021	MnDOT	DISTRICTWIDE SETASIDES - ACCESSIBLE PEDESTRIAN INFRASTRUCTURE - 2021	0.00	BT	PED RAMPS (ADA IMP)	SF	100,000	-	-	-	100,000	-	-
1022	MN 999	8806-CA-21	2021	MnDOT	DISTRICTWIDE SETASIDES - EXTERNAL PROJECT DELIVERY - 2021	0.00	CA	MISC. AGREEMENT	SF	2,200,000	-	-	-	2,200,000	-	-
1023	MN 999	8806-CA-21A	2021	MnDOT	**17NEW** DISTRICTWIDE SETASIDES - PROJECT DELIVERY - 2021	0.00	CA	MISC. AGREEMENT	SF	1,000,000	-	-	-	1,000,000	-	-
1024	MN 999	8806-CL-21	2021	MnDOT	DISTRICTWIDE SETASIDES - CULVERTS - 2021	0.00	DR	CULVERT REPLACEMENT	SF	950,000	-	-	-	950,000	-	-
1025	MN 999	8806-LT-21	2021	MnDOT	DISTRICTWIDE SETASIDES - LIGHTING - 2021	0.00	SC	LIGHTINGS	SF	81,000	-	-	-	81,000	-	-
1026	MN 999	8806-MA-21	2021	MnDOT	DISTRICTWIDE SETASIDES - MISCELLANEOUS AGREEMENTS - 2021	0.00	MA	MISC. AGREEMENT	SF	100,000	-	-	-	100,000	-	-
1027	MN 999	8806-PD-21	2021	MnDOT	DISTRICTWIDE SETASIDE - INTERNAL PROJECT DELIVERY - 2021	0.00	CA	MISC. AGREEMENT	SF	800,000	-	-	-	800,000	-	-
1028	MN 999	8806-PED-21	2021	MnDOT	DISTRICTWIDE SETASIDES - BICYCLE INFRASTRUCTURE - 2021	0.00	BT	PED RAMPS (ADA IMP)	SF	260,000	-	-	-	260,000	-	-
1029	MN 999	8806-RCIP-21	2021	MnDOT	DISTRICTWIDE SETASIDES - RCIP - 2021	0.00	AM	COOP CONST AGREEMENT	SF	1,938,000	-	-	-	1,938,000	-	-
1030	MN 999	8806-RW-21	2021	MnDOT	DISTRICTWIDE SETASIDES - R/W - 2021	0.00	RW	RIGHT OF WAY PURCHASE	SF	2,100,000	-	-	-	2,100,000	-	-
1031	MN 999	8806-SA-21	2021	MnDOT	DISTRICTWIDE SETASIDES - SUPPLEMENTAL AGREEMENTS AND COST OVERRUNS - 2021	0.00	SA	SUPP. AGREE & COST OVERRUNS	SF	3,430,000	-	-	-	3,430,000	-	-
1032	MN 999	8806-SC-21-01	2021	MnDOT	DISTRICTWIDE SETASIDES - SAFETY PROJECTS - 2021	0.00	SC	MISC. AGREEMENT	STBGP	369,000	295,200	-	-	73,800	-	-
1033	MN 999	8806-SC-21-02	2021	MnDOT	DISTRICTWIDE SETASIDES - SAFETY PROJECTS - 2021	0.00	SC	MISC. AGREEMENT	STBGP	735,000	588,000	-	-	147,000	-	-
1034	MN 999	8806-SG-21	2021	MnDOT	DISTRICTWIDE SETASIDES - SIGNAL REPLACEMENT - 2021	0.00	SC	TRAFFIC SIGNAL INSTALL	SF	500,000	-	-	-	500,000	-	-
1035	LOCAL 999	8806-SHL-21	2021	LOCAL	HSIP SETASIDE - LOCAL - 2021	0.00	SH	SAFETY	HSIP	220,000	198,000	-	-	-	-	22,000
1036	MN 999	8806-SHS-21	2021	MnDOT	DISTRICTWIDE SETASIDES - HSIP - 2021	0.00	SH	SAFETY	HSIP	541,000	486,900	-	-	54,100	-	-
1037	MN 999	8806-SN-21	2021	MnDOT	DISTRICTWIDE SETASIDES - SIGNING - 2021	0.00	RX	SIGNING	SF	250,000	-	-	-	250,000	-	-
1038	MN 999	8806-ST-21	2021	MnDOT	DISTRICTWIDE SETASIDES - STRIPING - 2021	0.00	RX	STRIPING	SF	850,000	-	-	-	850,000	-	-
Total										151,409,833	44,458,800	1,171,000	3,163,000	33,451,200	49,822,500	20,514,333

ATP 6 SFY 2019-2022 STATE TRANSPORTATION IMPROVEMENT PROGRAM (STIP)																
SORT BY: ATP, YEAR, TRANSIT, RAIL, LOCAL SP, MNDOT SP, SETASIDE																
SEQ#	ROUTE SYSTEM	PROJECT NUMBER (SP)	YEAR	AGENCY	PROJECT DESCRIPTION	MILE	PRGM	WORK TYPE	PROPOSED FUND	STIP TOTAL	FHWA	AC	FTA	TH	BOND	OTHER
1039	BB	TRF-0047-22A	2022	ROCHESTER	SECT 5307: ROCHESTER RR OPERATING ASSISTANCE	0.00	B9	TRANSIT OPERATIONS	FTA	13,700,000	-	-	2,000,000	-	-	11,700,000
1040	BB	TRF-0047-22B	2022	ROCHESTER	CITY OF ROCHESTER; PURCHASE TWO (2) BUS SHELTERS	0.00	TR	TRANSIT GRANT CAP IMP (NON-VEHICLE)	LF	20,000	-	-	-	-	-	20,000
1041	BB	TRF-3780-22	2022	LA CRESCENT	SECT 5307: CITY OF LA CRESENT TRANSIT OPERATING ASSISTANCE	0.00	B9	TRANSIT OPERATIONS	FTA	375,000	-	-	55,000	-	-	320,000
1042	BB	TRS-0047-22T	2022	ROCHESTER	CITY OF ROCHESTER; RR PURCHASE 40-FT. BUS FOR EXPANSION	0.00	TR	TRANSIT VEHICLE PURCHASE	STBGP	546,000	436,800	-	-	-	-	109,200
1043	BB	TRS-0047-22TA	2022	ROCHESTER	CITY OF ROCHESTER; PURCHASE FOUR (4) FIXED ROUTE REPLACEMENT BUSES (CLASS 700)	0.00	TR	TRANSIT VEHICLE PURCHASE	STBGP	2,184,000	1,747,200	-	-	-	-	436,800
1044	CR 57	025-598-022	2022	GOODHUE COUNTY	CR 57, REPLACE BR L0546 WITH NEW BRIDGE 25620 OVER LITTLE CANNON RIVER	0.00	BI	BRIDGE REPLACEMENT	BROS	610,000	488,000	-	-	-	-	122,000
1045	CSAH 46	050-646-006	2022	MOWER COUNTY	CSAH 46, FROM I 90 TO TH 56, GRADE, SURFACE AND BRIDGE REPLACEMENT	3.00	RC	NEW PAVEMENT	STBGP	4,500,000	3,520,000	-	-	-	-	980,000
1046	CSAH 4	055-604-018	2022	OLMSTED COUNTY	CSAH 4 AND CR 104/60TH AVENUE NW REBUILD - FROM JCT CSAH 3 N TO 0.5 MI W OF JCT 50 AVE NW	0.00	RC	NEW PAVEMENT	STBGP	4,500,000	2,370,000	-	-	-	-	2,130,000
1047	CSAH 4	079-070-015SAC	2022	WABASHA COUNTY	**AC**CSAH 4: 2' SHOULDER PAVING, 6" EDGELINE STRIPING, RUMBLE STRIPS AND SAFETY EDGE - ASSOCIATED WITH SP 079-605-052 (AC PAYBACK 1 OF 1) - HSIP PORTION OF PROJECT	0.00	SH	PAVE SHOULDER	HSIP STBGP	110,000	110,000	-	-	-	-	-
1048	MSAS 135	101-135-001	2022	ALBERT LEA	MSAS 135 (EAST MAIN STREET), US HWY 65 TO FREEBORN COUNTY CSAH 38, MILL AND OVERLAY, INTERSECTION IMPROVEMENT, BIKE/PED TRAIL	1.22	RS	MILL AND OVERLAY	STBGP	1,800,000	1,080,000	-	-	-	-	720,000
1049	MSAS 145	104-090-008	2022	AUSTIN	MSAS 145 (21ST AVENUE NE) FROM 8TH DRIVE NE TO 14TH ST NE, GRADE & SURFACE, CONCRETE PAVEMENT, LIGHTING, LANDSCAPING, PED/BIKE IMPROVEMENTS	0.30	RC	NEW PAVEMENT	STBGP	1,400,000	420,000	-	-	-	-	980,000
1050	MSAS 132	156-132-003AC	2022	RED WING	**AC**OLD WEST MAIN ST (150' N OF TH 61 TO BUCHANAN ST) & JACKSON ST (OLD WEST MAIN ST TO CP RAIL CROSSING), GRADE & SURFACE, BITUMINOUS PAVEMENT, STORM SEWER REPLACEMENT, SIGNING, STRIPING, LIGHTING, LANDSCAPING AND PED/BIKE IMPROVEMENTS (AC PAYBACK, 1 OF 1)	0.30	RC	NEW PAVEMENT	STBGP	400,000	400,000	-	-	-	-	-
1051	LOCAL	176-104-016	2022	WINONA	BROADWAY STREET - FROM SIOUX ST TO MANKATO AVE - MILL AND OVERLAY, SIDEWALK AN PEDESTRIAN RAMPS - FOUR TO THREE LANE CONVERSION	0.00	EN	MILL AND OVERLAY	STBGTAP	1,555,876	900,000	-	-	-	-	655,876
1052	PED/BIKE	240-090-001	2022	KASSON	KASSON SAFE ROUTES TO SCHOOL - FROM MN 57 TO 9TH AVE NE IN CITY OF KASSON	0.00	EN	NEW TRAIL	STBGTAP	375,000	300,000	-	-	-	-	75,000

ATP 6																
SFY 2019-2022 STATE TRANSPORTATION IMPROVEMENT PROGRAM (STIP)																
SORT BY: ATP, YEAR, TRANSIT, RAIL, LOCAL SP, MNDOT SP, SETASIDE																
SEQ#	ROUTE SYSTEM	PROJECT NUMBER (SP)	YEAR	AGENCY	PROJECT DESCRIPTION	MILE	PRGM	WORK TYPE	PROPOSED FUND	STIP TOTAL	FHWA	AC	FTA	TH	BOND	OTHER
1053	MN 30	2305-30	2022	MnDOT	MN 30, RUSHFORD WEST CITY LIMITS TO MN 43, RECONSTRUCT URBAN SECTION	0.50	RS	MAJOR CONST.	SF LF	4,350,000	-	-	-	2,010,000	-	2,340,000
1054	MN 250	2319-20	2022	MnDOT	**ELLA** MN 250 FROM 0.989 MI N OF MN 16 (BRIDGE 23027) TO MN 30, BITUMINOUS MILL AND OVERLAY AND HYDRAULIC IMPROVEMENTS	8.49	RS	MILL AND OVERLAY	STBGP	3,700,000	2,960,000	-	-	740,000	-	-
1055	US 65	2405-32AC	2022	MnDOT	**SPP**AC** US 65 NB AND SB FROM NEWTON AVE TO I-35 RAMP IN ALBERT LEA, MN, BITUMINOUS MILL AND OVERLAY, ADA RAMP, SIDEWALK AND STORM SEWER REPAIRS (AC PAYBACK 1 OF 1)	2.67	RS	MILL AND OVERLAY	NHPP	771,000	771,000	-	-	-	-	-
1056	190	2482-77	2022	MnDOT	**SPP** 190 EB FROM CSAH 46 (PETRAN) TO 0.4 MI E MN 105, UNBONDED CONCRETE OVERLAY	9.27	RC	CONCRETE OVERLAY	NHPP	14,500,000	13,050,000	-	-	1,450,000	-	-
1057	US 61	2513-97	2022	MnDOT	**SPP** US 61 FROM 1 MI N LAKE CITY LIMITS TO READY MIX ENTRANCE IN RED WING, BITUMINOUS MILL AND OVERLAY	9.61	RS	MILL AND OVERLAY	NHPP	4,538,000	3,630,400	-	-	907,600	-	-
1058	US 14	5501-40	2022	MnDOT	US 14, BYRON TO ROCHESTER FROM CSAH 34 TO US 52, HIGH TENSION CABLE BARRIER	7.25	SH	TRAFFIC BARRIER	HSIP	826,000	743,400	-	-	82,600	-	-
1059	US 14	5503-47	2022	MnDOT	**SPP** US 14 EB AND WB FROM CSAH 36/MARION ROAD TO 0.2 MI E CSAH 19, BITUMINOUS MILL AND OVERLAY	5.10	RS	MILL AND OVERLAY	NHPP	3,100,000	2,480,000	-	-	620,000	-	-
1060	MN 21	6605-37	2022	MnDOT	**ELLA**MN 21 FROM 1.7 MI N OF I 35 TO MN 99, BITUMINOUS MILL AND OVERLAY	8.09	RS	MILL AND OVERLAY	SF	3,500,000	-	-	-	3,500,000	-	-
1061	MN 60	7902-25	2022	MnDOT	MN 60 FROM US 52 TO US 63 (ZUMBRO FALLS), BITUMINOUS MILL AND OVERLAY, GRADING, ADA IMPROVEMENTS AND REPLACE BRIDGES 8676, 8841 AND 8890	12.06	RS	MILL AND OVERLAY	STBGP	9,900,000	7,920,000	-	-	1,980,000	-	-
1062	US 61	7904-44	2022	MnDOT	**SPP** US 61, SB LANES FROM 0.1 MI N MN 248 TO 1.7 MI NW MN 60, BITUMINOUS MILL AND OVERLAY AND MN 74, FROM WABASHA COUNTY ROAD 26 TO US 61, BITUMINOUS MILL AND OVERLAY AND ADA IMPROVEMENTS	26.87	RS	MILL AND OVERLAY	NHPP	12,000,000	9,600,000	-	-	2,400,000	-	-
1063	MN 43	8503-53	2022	MnDOT	**SPP** MN 43 NB AND SB FROM TH 61/WINONA TO JCT MANKATO AVE/SARNIA ST, RECONSTRUCTION	0.52	RC	RECONST.	SF	9,450,000	-	-	-	9,450,000	-	-
1064	MN 999	8826-218	2022	MnDOT	DISTRICTWIDE DECK CRACK SEALING AND REPAIRS	0.00	BI	BRIDGE REPAIR	SF	700,000	-	-	-	700,000	-	-
1065	MN 999	8806-ADA-22	2022	MnDOT	DISTRICTWIDE SETASIDES - ADA IMPROVEMENTS - 2022	0.00	SC	PED RAMPS (ADA IMP)	SF	50,000	-	-	-	50,000	-	-
1066	MN 999	8806-AM-22	2022	MnDOT	DISTRICTWIDE SETASIDE - LOCAL PARTNERSHIP PROGRAM (LPP) - 2022	0.00	AM	COOP CONST AGREEMENT	SF	2,000,000	-	-	-	2,000,000	-	-
1067	MN 999	8806-CA-22	2022	MnDOT	DISTRICTWIDE SETASIDES - EXTERNAL PROJECT DELIVERY - 2022	0.00	CA	MISC. AGREEMENT	SF	4,000,000	-	-	-	4,000,000	-	-
1068	MN 999	8806-CA-22A	2022	MnDOT	**17NEW** DISTRICTWIDE SETASIDES - PROJECT DELIVERY - 2022	0.00	CA	MISC. AGREEMENT	SF	2,500,000	-	-	-	2,500,000	-	-

ATP 6 SFY 2019-2022 STATE TRANSPORTATION IMPROVEMENT PROGRAM (STIP)																
SORT BY: ATP, YEAR, TRANSIT, RAIL, LOCAL SP, MNDOT SP, SETASIDE																
SEQ#	ROUTE SYSTEM	PROJECT NUMBER (SP)	YEAR	AGENCY	PROJECT DESCRIPTION	MILE	PRGM	WORK TYPE	PROPOSED FUND	STIP TOTAL	FHWA	AC	FTA	TH	BOND	OTHER
1069	MN 999	8806-LT-22	2022	MnDOT	DISTRICTWIDE SETASIDES - LIGHTING - 2022	0.00	SC	LIGHTINGS	SF	50,000	-	-	-	50,000	-	-
1070	MN 999	8806-MA-22	2022	MnDOT	DISTRICTWIDE SETASIDES - MISCELLANEOUS AGREEMENTS - 2022	0.00	MA	MISC. AGREEMENT	SF	600,000	-	-	-	600,000	-	-
1071	MN 999	8806-PD-22	2022	MnDOT	DISTRICTWIDE SETASIDE - INTERNAL PROJECT DELIVERY - 2022	0.00	CA	MISC. AGREEMENT	SF	1,000,000	-	-	-	1,000,000	-	-
1072	MN 999	8806-PM-22	2022	MnDOT	DISTRICTWIDE SETASIDES - PREVENTIVE MAINTENANCE - 2022	0.00	PM	BITUMINOUS SEAL COAT	SF	4,100,000	-	-	-	4,100,000	-	-
1073	MN 999	8806-RCIP-22	2022	MnDOT	DISTRICTWIDE SETASIDES - RCIP - 2022	0.00	AM	COOP CONST AGREEMENT	SF	300,000	-	-	-	300,000	-	-
1074	MN 999	8806-RW-22	2022	MnDOT	DISTRICTWIDE SETASIDES - R/W - 2022	0.00	RW	RIGHT OF WAY PURCHASE	SF	2,200,000	-	-	-	2,200,000	-	-
1075	MN 999	8806-SA-22	2022	MnDOT	DISTRICTWIDE SETASIDES - SUPPLEMENTAL AGREEMENTS AND COST OVERRUNS - 2022	0.00	SA	SUPP. AGREE & COST OVERRUNS	SF	4,000,000	-	-	-	4,000,000	-	-
1076	MN 999	8806-SC-22	2022	MnDOT	DISTRICTWIDE SETASIDES - SAFETY PROJECTS - 2022	0.00	SC	SAFETY	STBGP	750,000	600,000	-	-	150,000	-	-
1077	MN 999	8806-SG-22	2022	MnDOT	DISTRICTWIDE SETASIDES - SIGNAL REPLACEMENT - 2022	0.00	SC	TRAFFIC SIGNAL INSTALL	SF	800,000	-	-	-	800,000	-	-
1078	LOCAL 999	8806-SHL-22	2022	LOCAL	HSIP SETASIDE - LOCAL - 2022	0.00	SH	SAFETY	HSIP	2,333,333	2,100,000	-	-	-	-	233,333
1079	MN 999	8806-SHS-22	2022	MnDOT	DISTRICTWIDE SETASIDES - HSIP - 2022	0.00	SH	SAFETY	HSIP	774,000	696,600	-	-	77,400	-	-
1080	MN 999	8806-SN-22	2022	MnDOT	DISTRICTWIDE SETASIDES - SIGNING - 2022	0.00	RX	BARC	SF	220,000	-	-	-	220,000	-	-
1081	MN 999	8806-ST-22	2022	MnDOT	DISTRICTWIDE SETASIDES - STRIPING - 2022	0.00	RX	BARC	SF	850,000	-	-	-	850,000	-	-
Total										125,938,209	56,323,400	-	2,055,000	46,737,600	-	20,822,209

Areawide Transportation Partnership (ATP) Boundaries



DISTRICT 7

Greg Ous
Transportation District Engineer
(507) 304-6101
2151 Bassett Drive
Mankato, Minnesota 56001-6888
General Information: (507) 304-6100
(800)-657-3747

ATP 7 SFY 2019-2022 STATE TRANSPORTATION IMPROVEMENT PROGRAM (STIP)																
SORT BY: ATP, YEAR, TRANSIT, RAIL, LOCAL SP, MNDOT SP, SETASIDE																
SEQ#	ROUTE SYSTEM	PROJECT NUMBER (SP)	YEAR	AGENCY	PROJECT DESCRIPTION	MILE	PRGM	WORK TYPE	PROPOSED FUND	STIP TOTAL	FHWA	AC	FTA	TH	BOND	OTHER
1082	BB	TRF-0028-19A	2019	MANKATO	SECT 5307: CITY OF MANKATO; RR TRANSIT OPERATING ASSISTANCE	0.00	B9	TRANSIT OPERATIONS	FTA	1,900,000	-	-	532,000	-	-	1,368,000
1083	BB	TRF-0028-19B	2019	MANKATO	SECT 5307: CITY OF MANKATO; RR TRANSIT PREVENTIVE MAINTENANCE	0.00	B9	TRANSIT OPERATIONS	FTA	263,000	-	-	188,000	-	-	75,000
1084	BB	TRF-0028-19C	2019	MANKATO	SECT 5307: COMPLETE FUEL SYSTEM REPLACEMENT (TANKS, BUMPS, LIGHTED CANOPY)	0.00	B9	TRANSIT GRANT CAP IMP (NON-VEHICLE)	FTA	600,000	-	-	480,000	-	-	120,000
1085	BB	TRF-0028-19D	2019	MANKATO	SECT 5307: CITY OF MANKATO; PURCHASE ONE (1) BUS <30 FT REPLACEMENT BUS (CLASS 400)	0.00	B9	TRANSIT VEHICLE PURCHASE	FTA	200,000	-	-	160,000	-	-	40,000
1086	BB	TRF-0028-19ZO	2019	MANKATO	CITY OF MANKATO; RR TRANSIT OPERATING ASSISTANCE: NEW SERVICE EXPANSION PROGRAM	0.00	TR	TRANSIT OPERATIONS	LF	970,000	-	-	-	-	-	970,000
1087	RR	07-00131	2019	BLUE EARTH COUNTY	UP RR, INSTALL GATES, CSAH 20, 510TH AVE, LAKE CRYSTAL, BLUE EARTH COUNTY	0.00	SR	RR X-ING IMP.	RRS	300,000	270,000	-	-	-	-	30,000
1088	RR	07-00132	2019	BLUE EARTH COUNTY	DME RR, INSTALL GATES, CSAH 37, 631ST AVE, TOWNSHIP OF LE RAY, BLUE EARTH COUNTY	0.00	SR	RR X-ING IMP.	RRS	275,000	247,500	-	-	-	-	27,500
1089	RR	22-00116	2019	FARIBAULT COUNTY	UP RR, INSTALL GATES, CSAH 13, 430TH AVE, TOWNSHIP OF BLUE EARTH, FARIBAULT COUNTY	0.00	SR	RR X-ING IMP.	RRS	325,000	292,500	-	-	-	-	32,500
1090	RR	4003-25	2019	MNDOT	UP RR, UPGRADE EXISTING SIGNAL SYSTEM, MN 19, MAIN ST W, NEW PRAGUE, LE SUEUR COUNTY	0.00	SR	RR X-ING IMP.	RRS	300,000	210,000	-	-	-	-	90,000
1091	RR	81-00114	2019	WASECA COUNTY	DME RR, INSTALL GATES, CSAH 2, 360TH AVE, WASECA, WASECA COUNTY	0.00	SR	RR X-ING IMP.	RRS	275,000	247,500	-	-	-	-	27,500
1092	CSAH 90	007-070-005AC	2019	BLUE EARTH COUNTY	**AC**CSAH 90, AT THE JCT OF CSAH 90 & TH 22, CONSTRUCT ROUNDABOUT (TIED 0704-108) (AC PAYBACK 1 OF 1)	0.10	SH	ROUNDABOUT	HSIP	528,110	528,110	-	-	-	-	-
1093	CSAH	017-070-007	2019	COTTONWOOD COUNTY	COUNTY WIDE, RUMBLE STRIPES & GROUND IN WET REFLECTIVE STRIPING	0.00	SH	STRIPING	HSIP	369,600	332,640	-	-	-	-	36,960
1094	CSAH 1	017-070-008	2019	COTTONWOOD COUNTY	CSAH 1, FROM TH 30 TO BROWN COUNTY LINE, MILL & OVERLAY, EDGELINES, PAVE SHOULDERS, RUMBLE STRIPES, SAFETY EDGE & GROUND IN WET REFLECTIVE STRIPING	4.00	SH	PAVE SHOULDER	HSIP	168,151	151,336	-	-	-	-	16,815
1095	PED/BIKE	032-090-011	2019	JACKSON COUNTY	ON DEWEY STREET BETWEEN NORTH HIGHWAY AND SPRINGFIELD PARKWAY (CSAH 14) IN JACKSON, CONSTRUCT PED/BIKE TRAIL	0.20	BT	NEW TRAIL	STBGTAP	101,855	81,484	-	-	-	-	20,371
1096	PED/BIKE	040-591-001	2019	LE SUEUR COUNTY	ALONG S 4TH ST, S 5TH ST AND BRIDGE ST, IN THE CITY OF LE SUEUR, RECONSTRUCT SIDEWALKS AND ADA	1.10	BT	SIDEWALKS	STBGTAP	650,172	520,138	-	-	-	-	130,034
1097	CSAH 15	040-615-019	2019	LE SUEUR COUNTY	CSAH 15, FROM TH 112 TO CSAH 26, COLD IN PLACE RECYCLE AND BITUMINOUS OVERLAY	4.00	RD	BIT COLD INPLACE RECYCLING	STBGP	1,704,375	1,363,500	-	-	-	-	340,875

ATP 7																
SFY 2019-2022 STATE TRANSPORTATION IMPROVEMENT PROGRAM (STIP)																
SORT BY: ATP, YEAR, TRANSIT, RAIL, LOCAL SP, MNDOT SP, SETASIDE																
SEQ#	ROUTE SYSTEM	PROJECT NUMBER (SP)	YEAR	AGENCY	PROJECT DESCRIPTION	MILE	PRGM	WORK TYPE	PROPOSED FUND	STIP TOTAL	FHWA	AC	FTA	TH	BOND	OTHER
1098	CR 75	081-598-016	2019	WASECA COUNTY	CR 75, 1.6 MI W OF JCT CSAH 4 OVER LE SUEUR RIVER, REPLACE BR 1148 WITH NEW BR 81531	0.00	BR	BRIDGE REPLACEMENT	BROS	503,056	402,445	-	-	-	-	100,611
1099	CSAH 21	083-070-012	2019	WATONWAN COUNTY	CSAH 21, FROM COTTONWOOD COUNTY LINE TO CSAH 5, LIGHTING, SIGNING AND PAVEMENT MARKINGS (TIED 083-621-007)	4.00	SH	SIGNING	HSIP	25,000	10,800	-	-	-	-	14,200
1100	CSAH 21	083-621-007	2019	WATONWAN COUNTY	CSAH21, FROM WEST COUNTY LINE TO JCT CSAH 5, CONCRETE OVERLAY (TIED 083-070-012)	4.00	RD	CONCRETE OVERLAY	STBGP	2,488,000	1,714,500	-	-	-	-	773,500
1101	LOCAL	137-080-002AC1	2019	MANKATO	**AC** ADAMS ST; FROM TH 22 TO CSAH 12, CONSTRUCT NEW ROAD, ROUNDABOUT AND PED/BIKE TRAIL (AC PAYBACK 1 OF 2)	1.10	MC	GRADING ONLY	STBGP	173,085	173,085	-	-	-	-	-
1102	MSAS 138	137-138-001	2019	MANKATO	MSAS 138, ALONG WARREN STREET FROM BALCERZAK DRIVE TO STADIUM ROAD, CONSTRUCT SIDEWALK, SIGNALS AND ADDITIONAL PEDESTRIAN CHANNELIZATION AT VARIOUS LOCATIONS	0.40	BT	PED RAMPS (ADA IMP)	STBGTAP	665,839	422,952	-	-	-	-	242,887
1103	MSAS 102	148-102-004	2019	NEW ULM	MSAS 102(5TH NORTH STREET), FROM HIGHLAND AVE(MSAS122) TO GARDEN STREET(MSAS121) IN NEW ULM, RECONSTRUCT ROADWAY	0.40	MC	GRADING ONLY	STBGP	1,526,373	948,915	-	-	-	-	577,458
1104	MSAS 119	150-119-003	2019	NORTH MANKATO	**AC**MSAS 119 (COMMERCE DRIVE), FROM LOOKOUT DR TO LOR RAY DR, REMOVE AND REPLACE SURFACING, ADA AND LIGHTING (AC PAYBACK IN 2021 & 2022)	0.70	RD	BITUMINOUS RECLAMATION	STBGP	1,238,786	-	1,159,414	-	-	-	1,238,786
1105	US 14	172-010-003AC	2019	WASECA	**AC**US14, FROM THE WEST LIMITS OF WASECA TO THE EAST LIMITS OF WASECA, RECONSTRUCT ROADWAY (AC PAYBACK 1 OF 1)	2.90	MC	GRADING ONLY	STBGP	1,200,000	1,200,000	-	-	-	-	-
1106	MN 22	0704-100AC2	2019	MNDOT	**AC** MN 22, FROM 5TH AVE IN MAPLETON TO 0.1 MI N OF JCT CSAH 15, RECONSTRUCT AND REPLACE BR#5959 WITH NEW BR 07051 (AC PAYBACK 2 OF 2)	10.60	MC	NEW PAVEMENT	STBGP	4,684,953	4,684,953	-	-	-	-	-
1107	MN 22	0704-108SAC	2019	MNDOT	**AC**MN 22, AT JCT OF CSAH 90, CONSTRUCT ROUNDABOUT (TIED 007-070-005) (AC PAYBACK 1 OF 1)	0.00	SH	ROUNDABOUT	HSIP	576,853	576,853	-	-	-	-	-
1108	MN 22	0704-110	2019	MNDOT	MN 22, FROM NORTH CITY LIMITS NEAR 5TH AVE NE OF MAPLETON (TO INCLUDE PLAZA AREA) TO INTERSECTION OF TH 22 AND 206TH STREET, LANDSCAPING	14.40	RB	LANDSCAPING	SF	1,013,667	-	-	-	938,667	-	75,000
1109	US 14	0804-81AC	2019	MNDOT	**AC**CHAP 152**SPP**PODI** US 14, BROADWAY ST TO 0.6 MI E OF HWY 14, 15 & CR 21 INT. & ON MN 15, HWY 14, 15 & CR 21 INT TO 0.1 MI N OF 428TH LANE, RECONSTRUCT & REPLACE BR 9200 & 9294 WITH NEW BR 08016 & 08017 & NEW INTERCHANGE BR 52016 (AC PAYBACK 1 OF 1)	1.00	BR	BRIDGE REPLACEMENT	NHPP	15,360,000	15,360,000	-	-	-	-	-

ATP 7 SFY 2019-2022 STATE TRANSPORTATION IMPROVEMENT PROGRAM (STIP)																
SORT BY: ATP, YEAR, TRANSIT, RAIL, LOCAL SP, MNDOT SP, SETASIDE																
SEQ#	ROUTE SYSTEM	PROJECT NUMBER (SP)	YEAR	AGENCY	PROJECT DESCRIPTION	MILE	PRGM	WORK TYPE	PROPOSED FUND	STIP TOTAL	FHWA	AC	FTA	TH	BOND	OTHER
1110	MN 60	1703-73	2019	MNDOT	**SPP** MN 60, FROM TH 62 TO 490TH AVE IN WINDOM, EB & WB LANES, MILL & OVERLAY, ADA & LOOP DETECTORS	1.80	RD	MILL AND OVERLAY	SF	2,616,200	-	-	-	2,600,000	-	16,200
1111	MN 253	2210-114	2019	MNDOT	**17NEW**MN 253, FROM BRICELYN TO I-90, BIT RECLAIM; CASH TRANSFER FOR TURNBACK	6.50	RD	BITUMINOUS RECLAMATION	SF	4,400,000	-	-	-	4,400,000	-	-
1112	MN 254	2211-19	2019	MNDOT	**17NEW**MN 254, FROST TO I-90, BIT RECLAIM; CASH TRANSFER FOR TURNBACK	10.00	RD	BITUMINOUS RECLAMATION	SF	3,200,000	-	-	-	3,200,000	-	-
1113	MN 60	3204-69	2019	MNDOT	MN 60, FROM 0.1 MI W OF CSAH 13 TO 0.06 MI W OF CSAH 13, WB LANES, GRADING, CONCRETE PAVEMENT AND DRAINAGE	0.10	RD	GRADING ONLY	NHPP	394,625	315,700	-	-	78,925	-	-
1114	MN 60	3204-72	2019	MNDOT	**SEC164** MN 60, FROM 0.2 MI W OF CSAH 24 TO 0.1 MI E OF CSAH 24, GRADING, CONCRETE SURFACING, BITUMINOUS SURFACING, ADA AND LIGHTING	1.30	SH	CHANNELIZATION	HSIP	3,600,000	3,600,000	-	-	-	-	-
1115	MN 99	4010-10	2019	MNDOT	MN99, FROM MN RIVER BRIDGE TO CSAH 38, GRADE SHOULDERS, PAVE SUPERS, GUARDRAIL, REPLACE BR 8893, WITH NEW BRIDGE 40X06, LIGHTING AND DRAINAGE, AND TH 13 TO TH 21, COLD INPLACE RECYCLE, TURN LANES, CULVERT REPLACEMENT & LIGHTING	8.00	RD	BIT COLD INPLACE RECYCLING	STBGP	9,900,000	7,920,000	-	-	1,980,000	-	-
1116	MN 4	4601-32	2019	MNDOT	MN 4, FROM IOWA STATE LINE TO W JCT CSAH 26, MILL & OVERLAY AND REPLACE BRIDGES 3572 & 3878 WITH NEW BRIDGES 46X02 & 46X03	10.10	RD	MILL AND OVERLAY	STBGP	4,000,000	3,200,000	-	-	800,000	-	-
1117	I 90	4680-129	2019	MNDOT	**17NEW**CHAP3** I 90, FROM TH 15 TO 2 MI W OF TH 169, GRADING, MILL & UNBONDED CONCRETE OVERLAY, CONCRETE PAVEMENT, REHAB BR 46835, 46836, 46831, 46824, 22801 & 22802 AND LIGHTING	15.80	RD	CONCRETE OVERLAY	BF	38,700,000	-	-	-	-	38,700,000	-
1118	US 169	5211-69	2019	MNDOT	US169, 0.2 MI S TO 0.25 MI N OF TH 14, GRADING, FULL DEPTH BITUMINOUS RECLAMATION, MILL & OVERLAY, & SIGNAL & LIGHTING REVISIONS	0.60	RD	GRADING ONLY	SF	1,670,153	-	-	-	467,643	-	1,202,510
1119	MN 91	5308-29	2019	MNDOT	**AC**MN 91, FROM THE S ADRIAN CITY LIMITS TO NOBLES/MURRAY COUNTY LINE, COLD INPLACE RECYCLE, OVERLAY, ADA AND REPLACE CULVERTS 1503 & 8793 WITH NEW CULVERTS 53X10 & 53X09 AND LIGHTING (PAYBACK IN 2020)	15.50	RD	BIT COLD INPLACE RECYCLING	STBGP	7,976,110	5,920,000	2,000,000	-	1,980,000	-	76,110
1120	MN 999	8827-298	2019	MNDOT	**IDIQ**DISTRICT WIDE CULVERT LINING (MINIMUM AMOUNT \$150,000, MAXIMUM AMOUNT OF \$1,000,000, EXPIRATION DATE 12/31/21)	0.00	BI	CULVERT REHAB	SF	150,000	-	-	-	150,000	-	-

ATP 7 SFY 2019-2022 STATE TRANSPORTATION IMPROVEMENT PROGRAM (STIP)																
SORT BY: ATP, YEAR, TRANSIT, RAIL, LOCAL SP, MNDOT SP, SETASIDE																
SEQ#	ROUTE SYSTEM	PROJECT NUMBER (SP)	YEAR	AGENCY	PROJECT DESCRIPTION	MILE	PRGM	WORK TYPE	PROPOSED FUND	STIP TOTAL	FHWA	AC	FTA	TH	BOND	OTHER
1121	MN 999	8827-299	2019	MNDOT	**IDIQ**DISTRICT WIDE EXPOY SEAL COAT ON BRIDGES (MINIMUM AMOUNT \$250,000, MAXIMUM AMOUNT OF \$1,500,000, EXPIRATION DATE 12/31/21)	0.00	BI	BITUMINOUS SEAL COAT	SF	250,000	-	-	-	250,000	-	-
1122	MN 999	8827-301	2019	MNDOT	**IDIQ**DISTRICT WIDE CONCRETE PAVEMENT REHAB (MINIMUM AMOUNT \$250,000, MAXIMUM AMOUNT OF \$1,500,000, EXPIRATION DATE 12/31/21)	0.00	RD	CONCRETE PAVEMENT REPAIR	SF	250,000	-	-	-	250,000	-	-
1123	MN 999	8827-304	2019	MNDOT	**IDIQ**DISTRICT CHIP PLUS FOG SEAL (MINIMUM \$500,000, MAXIMUM \$1,000,000, EXPIRATION 12/31/19)	0.00	RS	BITUMINOUS SEAL COAT	SF	500,000	-	-	-	500,000	-	-
1124	MN 999	8827-307	2019	NOBLES COUNTY	COUNTY WIDE, RURAL INTERSECTION LIGHTING IN NOBLES COUNTY	0.00	AM	LIGHTINGS	SF	240,000	-	-	-	240,000	-	-
1125	I 90	8827-314	2019	MNDOT	I90, VARIOUS LOCATIONS, LIGHTING RURAL INTERSECTIONS ALONG I 90	0.00	RD	LIGHTINGS	SF	400,000	-	-	-	400,000	-	-
1126	MN 989	8827-315	2019	MNDOT	DISTRICTWIDE, CURVE SIGNING	0.00	RX	SIGNING	SF	125,000	-	-	-	125,000	-	-
1127	MN 999	8807-AM-19	2019	MNDOT	DISTRICTWIDE SETASIDE - LOCAL PARTNERSHIP PROGRAM (LPP) - 2019	0.00	AM	MISC. AGREEMENT	SF	460,000	-	-	-	460,000	-	-
1128	MN 999	8807-CA-19	2019	MNDOT	DISTRICTWIDE SETASIDES - EXTERNAL PROJECT DELIVERY - 2019	0.00	CA	MISC. AGREEMENT	SF	6,000,000	-	-	-	6,000,000	-	-
1129	MN 999	8807-CA-19A	2019	MNDOT	**17NEW** DISTRICTWIDE SETASIDES - PROJECT DELIVERY - 2019	0.00	CA	MISC. AGREEMENT	SF	3,760,000	-	-	-	3,760,000	-	-
1130	MN 999	8807-PD-19	2019	MNDOT	DISTRICTWIDE SETASIDES - INTERNAL PROJECT DELIVERY - 2019	0.00	CA	MISC. AGREEMENT	SF	2,000,000	-	-	-	2,000,000	-	-
1131	MN 999	8807-RW-19	2019	MNDOT	DISTRICTWIDE SETASIDES - RIGHT OF WAY - 2019	0.00	RW	RIGHT OF WAY PURCHASE	SF	500,000	-	-	-	500,000	-	-
1132	MN 999	8807-RX-19	2019	MNDOT	DISTRICTWIDE SETASIDES - ROAD REPAIR/ROUTE AND SEAL (BARC) - 2019	0.00	RX	BARC	SF	1,900,000	-	-	-	1,900,000	-	-
1133	MN 999	8807-SA-19	2019	MNDOT	DISTRICTWIDE SETASIDES - CONSTRUCTION SA, CO AND INCENTIVES - 2019	0.00	SA	SUPP. AGREE & COST OVERRUNS	SF	4,000,000	-	-	-	4,000,000	-	-
1134	MN 999	8807-ST-19	2019	MNDOT	DISTRICTWIDE SETASIDES - STRIPING AND SIGNING (BARC) - 2019	0.00	RX	PAVEMENT MARKINGS	SF	1,375,000	-	-	-	1,375,000	-	-
Total										136,752,963	50,694,911	3,159,414	1,360,000	38,355,235	38,700,000	7,642,817

ATP 7																	
SFY 2019-2022 STATE TRANSPORTATION IMPROVEMENT PROGRAM (STIP)																	
SORT BY: ATP, YEAR, TRANSIT, RAIL, LOCAL SP, MNDOT SP, SETASIDE																	
SEQ#	ROUTE SYSTEM	PROJECT NUMBER (SP)	YEAR	AGENCY	PROJECT DESCRIPTION	MILE	PRGM	WORK TYPE	PROPOSED FUND	STIP TOTAL	FHWA	AC	FTA	TH	BOND	OTHER	
1135	BB	TRF-0028-20A	2020	MANKATO	SECT 5307: CITY OF MANKATO; RR TRANSIT OPERATING ASSISTANCE	0.00	B9	TRANSIT OPERATIONS	FTA	2,000,000	-	-	532,000	-	-	1,468,000	
1136	BB	TRF-0028-20B	2020	MANKATO	SECT 5307: CITY OF MANKATO; RR TRANSIT PREVENTIVE MAINTENANCE	0.00	B9	TRANSIT OPERATIONS	FTA	200,000	-	-	160,000	-	-	40,000	
1137	BB	TRF-0028-20C	2020	MANKATO	SECT 5307: CITY OF MANKATO; PURCHASE ONE (1) LF REPLACEMENT BUS (CLASS 400)	0.00	B9	TRANSIT VEHICLE PURCHASE	FTA	200,000	-	-	160,000	-	-	40,000	
1138	RR	07-00133	2020	BLUE EARTH COUNTY	UP RR, INSTALL GATES AT CSAH 30, 484TH AVE, TOWNSHIP OF LINCOLN, BLUE EARTH COUNTY	0.00	SR	RR X-ING IMP.	RRS	240,000	216,000	-	-	-	-	24,000	
1139	RR	22-00117	2020	FARIBAULT COUNTY	DME RR, INSTALL GATES AT CSAH 32, 3RD ST SE, WELLS, FARIBAULT COUNTY	0.00	SR	RR X-ING IMP.	RRS	240,000	216,000	-	-	-	-	24,000	
1140	RR	32-00107	2020	JACKSON COUNTY	UP RR, INSTALL GATES AT CSAH 24, 390TH AVE, TOWNSHIP OF WEIMER, JACKSON COUNTY	0.00	SR	RR X-ING IMP.	RRS	240,000	216,000	-	-	-	-	24,000	
1141	RR	53-00109	2020	NOBLES COUNTY	UP RR, INSTALL GATES AT CSAH 4, 320TH ST, TOWNSHIP OF BIGELOW, NOBLES COUNTY	0.00	SR	RR X-ING IMP.	RRS	240,000	216,000	-	-	-	-	24,000	
1142	RR	83-00107	2020	WATONWAN COUNTY	UP RR, INSTALL GATES AT CSAH 14, 710TH AVE, TOWNSHIP OF ST JAMES, WATONWAN COUNTY	0.00	SR	RR X-ING IMP.	RRS	240,000	216,000	-	-	-	-	24,000	
1143	CSAH 12	007-612-021AC	2020	BLUE EARTH COUNTY	**AC**CSAH 12, FROM CSAH 17 TO TH 83, CONSTRUCT NEW ROAD AND ROUNDABOUT AT JCT TH 83 (TIED 0711-30)(AC PAYBACK 1 OF 1)	1.70	MC	GRADING ONLY	STBGP	1,596,000	1,596,000	-	-	-	-	-	
1144	CSAH 41	007-641-007	2020	BLUE EARTH COUNTY	CSAH 41 OVER LE SUEUR RIVER, 0.7 MI S OF JCT CR 183, REPLACE BR 7274 WITH BR 07600 AND APPROACHES	0.10	BR	BRIDGE REPLACEMENT	BROS	1,800,000	960,000	-	-	-	-	-	840,000
1145	CSAH 999	032-070-002	2020	JACKSON COUNTY	COUNTY WIDE, UPDATE CURVE DELINEATION & RURAL INTERSECTION IMPROVEMENTS	0.00	SH	SIGNING	HSIP	160,900	144,810	-	-	-	-	-	16,090
1146	CSAH 52	046-652-011	2020	MARTIN COUNTY	CSAH 52, FROM TH 15 TO THE FARIBAULT COUNTY LINE, FULL DEPTH RECLAIM AND BITUMINOUS OVERLAY	9.00	RD	BITUMINOUS RECLAMATION	STBGP	3,600,000	1,596,000	-	-	-	-	-	2,004,000
1147	CSAH 17	072-617-025	2020	SIBLEY COUNTY	**AC**CSAH 17, FROM JCT TH 5 IN ARLINGTON TO PRAIRIE LINE RAILROAD, REPLACE BR 72515 WITH NEW BR 72550 (AC PAYBACK IN 2021)	0.10	BR	BRIDGE REPLACEMENT	BROS	289,200	-	688,800	-	-	-	-	289,200
1148	PED/BIKE	123-090-002	2020	FAIRMONT	INFAIRMONT, FROM E MARGARET ST TO TORGERSON DR, CONSTRUCT PED/BIKE TRAIL AND BRIDGE	0.50	EN	NEW TRAIL	STBGTAP	678,500	432,640	-	-	-	-	-	245,860
1149	LOCAL	137-080-002AC2	2020	MANKATO	**AC** ADAMS ST; FROM TH 22 TO CSAH 12, CONSTRUCT NEW ROAD, ROUNDABOUT AND PED/BIKE TRAIL (AC PAYBACK 2 of 2)	1.10	MC	GRADING ONLY	STBGP	636,000	636,000	-	-	-	-	-	
1150	PED/BIKE	150-090-003	2020	NORTH MANKATO	AROUND DAKOTA MEADOWS SCHOOL IN NORTH MANKATO, IMPROVE VARIOUS CROSSINGS AND CONSTRUCT TRAILS	0.00	EN	NEW TRAIL	STBGTAP	334,200	267,360	-	-	-	-	-	66,840
1151	MN 19	237-010-006	2020	NEW PRAGUE	MN 19, FROM FOURTH AVE (TH 21) TO SEVENTH AVE SE, CONSTRUCT ROUNDABOUT, RECONSTRUCT ROADWAY, LANDSCAPING, LIGHTING & ADA (TIED 4003-24)	0.90	MC	GRADING ONLY	STBGP	4,375,000	1,772,000	-	-	-	-	-	2,603,000

ATP 7																
SFY 2019-2022 STATE TRANSPORTATION IMPROVEMENT PROGRAM (STIP)																
SORT BY: ATP, YEAR, TRANSIT, RAIL, LOCAL SP, MNDOT SP, SETASIDE																
SEQ#	ROUTE SYSTEM	PROJECT NUMBER (SP)	YEAR	AGENCY	PROJECT DESCRIPTION	MILE	PRGM	WORK TYPE	PROPOSED FUND	STIP TOTAL	FHWA	AC	FTA	TH	BOND	OTHER
1152	MN 68	0710-113	2020	MNDOT	MN 68, FROM TH 169 TO TH 15, SLOPE AND PIPE REPAIR	20.60	DR	CULVERT REHAB	SF	600,000	-	-	-	600,000	-	-
1153	US 71	1706-29	2020	MNDOT	**ELLA**US 71, FROM N JCT TH 60 IN WINDOM TO TH 30, MILL & OVERLAY	12.30	RD	MILL AND OVERLAY	NHPP	4,000,000	3,200,000	-	-	800,000	-	-
1154	US 71	3206-20	2020	MNDOT	US 71, FROM CSAH 38 IN JACKSON TO TH 60 IN WINDOM, CIR, MILL & OVERLAY AND REPLACE BR 8325	17.70	RD	BIT COLD INPLACE RECYCLING	NHPP	9,300,000	7,440,000	-	-	1,860,000	-	-
1155	I 90	3280-129	2020	ADMIN	I90, 4.2 MILES WEST OF JACKSON ON EB I90, CLEAR LAKE REST AREA REPLACEMENT (TIED 3280-130)	0.70	RB	SAFETY REST AREA	NHPP	4,683,278	4,214,950	-	-	468,328	-	-
1156	I 90	3280-130	2020	ADMIN	I90, 1.5 MILES WEST OF TH 71 ON WB I90, DES MOINES REST AREA REPLACEMENT (TIED 3280-129)	3.00	RB	SAFETY REST AREA	NHPP	4,322,359	3,890,123	-	-	432,236	-	-
1157	MN 19	4003-24	2020	MNDOT	**AC**LGA** MN 19, FROM 5TH AVE NW TO 7TH AVE SE IN NEW PRAGUE, CONSTRUCT ROUNDABOUT, RECONSTRUCT ROADWAY, MILL & OVERLAY, ADA, LANDSCAPING AND LIGHTING (TIED 237-010-006)(AC PROJECT, AC PAYBACK IN 2021)	1.10	AM	GRADING ONLY	STBGP	1,460,000	-	5,840,000	-	1,460,000	-	-
1158	MN 60	4006-35	2020	MNDOT	**17NEW**MN 60, FROM TH 14 TO TH 13 IN WATERVILLE, BITUMINOUS RECLAMATION, SAFETY IMPROVEMENTS, RECONSTRUCT IN MADISON LAKE, ADA	16.80	RD	BITUMINOUS RECLAMATION	STBGP	18,600,000	14,880,000	-	-	3,720,000	-	-
1159	MN 111	5208-22	2020	MNDOT	**AC**MN 111, FROM 1ST ST IN NICOLLET TO JCT TH 22 & ON MN 22 FROM JCT TH 111 TO 280TH ST IN GAYLORD, BITUMINOUS RECLAIM AND BITUMINOUS SURFACING (AC PAYBACK IN 2021)	19.10	RD	BITUMINOUS RECLAMATION	STBGP	4,860,000	2,720,000	5,840,000	-	2,140,000	-	-
1160	MN 91	5308-29AC	2020	MNDOT	**AC**MN 91, FROM THE S ADRIAN CITY LIMITS TO NOBLES/MURRAY COUNTY LINE, COLD INPLACE RECYCLE, OVERLAY, ADA AND REPLACE CULVERTS 1503 & 8793 WITH NEW CULVERTS 53X10 & 53X09 AND LIGHTING (AC PAYBACK 1 of 1)	15.50	RD	BIT COLD INPLACE RECYCLING	STBGP	2,000,000	2,000,000	-	-	-	-	-
1161	MN 30	8105-21	2020	MNDOT	MN30, FROM TH 83 TO NEW RICHLAND, FULL DEPTH RECLAMATION AND REPLACE BRIDGES 6789 & 8131 WITH NEW BRIDGES 81017 & 81X05	9.90	RD	BITUMINOUS RECLAMATION	STBGP	6,600,000	5,280,000	-	-	1,320,000	-	-
1162	MN 60	8309-55	2020	MNDOT	**17NEW** MN 60, 5 MI E OF ST JAMES, WATONWAN REST AREA REPLACEMENT	0.40	RB	SAFETY REST AREA	NHPP	4,550,000	3,640,000	-	-	910,000	-	-
1163	MN 999	8807-AM-20	2020	MNDOT	DISTRICTWIDE SETASIDE - LOCAL PARTNERSHIP PROGRAM (LPP) - 2020	0.00	AM	COOP CONST AGREEMENT	SF	700,000	-	-	-	700,000	-	-
1164	MN 999	8807-CA-20	2020	MNDOT	DISTRICTWIDE SETASIDES -EXTERNAL PROJECT DELIVERY - 2020	0.00	CA	MISC. AGREEMENT	SF	4,500,000	-	-	-	4,500,000	-	-
1165	MN 999	8807-CA-20A	2020	MNDOT	**17NEW** DISTRICTWIDE SETASIDES - PROJECT DELIVERY - 2020	0.00	CA	MISC. AGREEMENT	SF	2,450,000	-	-	-	2,450,000	-	-
1166	MN 999	8807-PD-20	2020	MNDOT	DISTRICTWIDE SETASIDES - INTERNAL PROJECT DELIVERY - 2020	0.00	CA	MISC. AGREEMENT	SF	2,000,000	-	-	-	2,000,000	-	-

ATP 7																
SFY 2019-2022 STATE TRANSPORTATION IMPROVEMENT PROGRAM (STIP)																
SORT BY: ATP, YEAR, TRANSIT, RAIL, LOCAL SP, MNDOT SP, SETASIDE																
SEQ#	ROUTE SYSTEM	PROJECT NUMBER (SP)	YEAR	AGENCY	PROJECT DESCRIPTION	MILE	PRGM	WORK TYPE	PROPOSED FUND	STIP TOTAL	FHWA	AC	FTA	TH	BOND	OTHER
1167	MN 999	8807-PM-20	2020	MNDOT	DISTRICTWIDE SETASIDES - PREVENTATIVE MAINTENANCE - 2020	0.00	RS	CONCRETE PAVEMENT REPAIR	SF	2,000,000	-	-	-	2,000,000	-	-
1168	MN 999	8807-RW-20	2020	MNDOT	DISTRICTWIDE SETASIDES - RIGHT OF WAY - 2020	0.00	RW	RIGHT OF WAY PURCHASE	SF	500,000	-	-	-	500,000	-	-
1169	MN 999	8807-RX-20	2020	MNDOT	DISTRICTWIDE SETASIDES - ROAD REPAIR/ROUTE AND SEAL (BARC) - 2020	0.00	RX	BARC	SF	1,900,000	-	-	-	1,900,000	-	-
1170	MN 999	8807-SA-20	2020	MNDOT	DISTRICTWIDE SETASIDES - CONSTRUCTION SA, CO AND INCENTIVES -2020	0.00	SA	SUPP. AGREE & COST OVERRUNS	SF	4,000,000	-	-	-	4,000,000	-	-
1171	MN 999	8807-SHL-20	2020	MNDOT	DISTRICTWIDE SETASIDES - LOCAL HSIP PROJECTS - 2020	0.00	SH	SIGNING	HSIP	1,616,878	1,455,190	-	-	-	-	161,688
1172	MN 999	8807-SHS-20	2020	MNDOT	DISTRICTWIDE SETASIDES - MNDOT HSIP PROJECTS - 2020	0.00	SH	SIGNING	HSIP	1,333,333	1,200,000	-	-	133,333	-	-
1173	MN 999	8807-ST-20	2020	MNDOT	DISTRICTWIDE SETASIDES - STRIPING AND SIGNING (BARC) - 2020	0.00	RX	PAVEMENT MARKINGS	SF	1,300,000	-	-	-	1,300,000	-	-
Total										100,345,648	58,405,073	12,368,800	852,000	33,193,897	-	7,894,678

ATP 7																
SFY 2019-2022 STATE TRANSPORTATION IMPROVEMENT PROGRAM (STIP)																
SORT BY: ATP, YEAR, TRANSIT, RAIL, LOCAL SP, MNDOT SP, SETASIDE																
SEQ#	ROUTE SYSTEM	PROJECT NUMBER (SP)	YEAR	AGENCY	PROJECT DESCRIPTION	MILE	PRGM	WORK TYPE	PROPOSED FUND	STIP TOTAL	FHWA	AC	FTA	TH	BOND	OTHER
1174	BB	TRF-0028-21A	2021	MANKATO	SECT 5307: CITY OF MANKATO; RR TRANSIT OPERATING ASSISTANCE	0.00	B9	TRANSIT OPERATIONS	FTA	2,100,000	-	-	532,000	-	-	1,568,000
1175	BB	TRF-0028-21B	2021	MANKATO	SECT 5307: CITY OF MANKATO; RR TRANSIT PREVENTIVE MAINTENANCE	0.00	B9	TRANSIT OPERATIONS	FTA	200,000	-	-	160,000	-	-	40,000
1176	BB	TRF-0028-21C	2021	MANKATO	SECT 5339: CITY OF MANKATO; PURCHASE ONE (1) BUS <30 FT REPLACEMENT BUS (CLASS 400)	0.00	BB	TRANSIT VEHICLE PURCHASE	FTA	200,000	-	-	160,000	-	-	40,000
1177	BB	TRS-0028-21TA	2021	MANKATO	CITY OF MANKATO; PURCHASE ONE (1) STD 40 FT. REPLACEMENT BUS (CLASS 700)	0.00	TR	TRANSIT VEHICLE PURCHASE	STBGP	530,000	424,000	-	-	-	-	106,000
1178	CSAH 13	008-613-030	2021	BROWN COUNTY	CSAH 13, FROM HANSA TO 220TH ST NEAR NEW ULM, SURFACE REHABILITATION	9.10	RD	BITUMINOUS RECLAMATION	STBGP	4,000,000	1,596,000	-	-	-	-	2,404,000
1179	CSAH 7	017-070-004	2021	COTTONWOOD COUNTY	CSAH 7, FROM TH 62 TO CSAH 13, OVERLAY, SHOULDER PAVING, CURVE SHOULDER PAVING AND RUMBLE STRIPES	6.30	SH	PAVE SHOULDER	HSIP	2,460,000	251,250	-	-	-	-	2,208,750
1180	PED/BIKE	022-591-002	2021	FARIBAULT COUNTY	IN BLUE EARTH, ALONG CSAH 16(W 1ST ST), N HOLLAND ST, CSAH 6 (N MAIN ST), CSAH 44 (FAIRGOUNDS RD), FAIRVIEW ST & N GALBRAITH ST, CONSTRUCT SIDEWALKS, ADA, STRIPING	1.00	EN	NEW TRAIL	STBGTAP	308,000	246,400	-	-	-	-	61,600
1181	CSAH 21	022-621-027	2021	FARIBAULT COUNTY	CSAH 21, CSAH 2 TO CSAH 16, RECLAIM AND OVERLAY & REPLACE BR 9984 WITH NEW BR 22622	6.00	BR	BRIDGE REPLACEMENT	BROS	2,000,000	480,000	-	-	-	-	1,520,000
1182	CSAH 13	052-613-021	2021	NICOLLET COUNTY	CSAH 13, FROM 506TH ST TO TH 99, MILL AND CONCRETE OVERLAY	3.90	RD	MILL AND OVERLAY	STBGP	4,000,000	1,596,000	-	-	-	-	2,404,000
1183	CSAH 35	053-635-029	2021	NOBLES COUNTY	**AC**CSAH 35, FROM MCMILLAN STREET TO HUMISTON AVENUE(TH 59) IN WORTHINGTON, RECONSTRUCT ROADWAY, PED/BIKE CONSTRUCTION AND ADA (TIED 177-020-013) (PAYBACK IN 2022)	0.40	MC	GRADING ONLY	STBGP	2,214,000	-	1,548,000	-	-	-	2,214,000
1184	CSAH 17	072-617-025AC	2021	SIBLEY COUNTY	**AC**CSAH 17, FROM JCT TH 5 IN ARLINGTON TO PRAIRIE LINE RAILROAD, REPLACE BR 72515 WITH NEW BR 72550 (AC PAYBACK 1 OF 1)	0.10	BR	BRIDGE REPLACEMENT	BROS	688,800	688,800	-	-	-	-	-
1185	CSAH 3	083-070-013	2021	WATONWAN COUNTY	CSAH 3, FROM TH 4 TO CSAH 27, BITUMINOUS OVERLAY, 6" CENTERLINE STRIPING, UPGRADE SIGNS, SHOULDER PAVING, INTERSECTION IMPROVEMENTS	2.50	SH	STRIPING	HSIP	300,000	10,800	-	-	-	-	289,200
1186	CSAH 10	083-070-014	2021	WATONWAN COUNTY	CSAH 10, FROM CSAH 12 TO TH 15, BITUMINOUS OVERLAY, RUMBLE STRIPES, CHEVRON SIGNS, SHOULDER PAVING, INTERSECTION IMPROVEMENTS	6.90	SH	PAVE SHOULDER	HSIP	940,000	90,000	-	-	-	-	850,000
1187	CSAH 6	083-070-015	2021	WATONWAN COUNTY	CSAH 6, FROM BROWN CSAH 13 TO TH 15, BITUMINOUS OVERLAY, CHEVRON SIGNS, SHOULDER PAVING, RUMBLE STRIPS, STREET LIGHTS, INTERSECTION SIGNING, PAVEMENT MARKINGS	8.70	SH	SIGNING	HSIP	600,000	54,000	-	-	-	-	546,000

ATP 7																
SFY 2019-2022 STATE TRANSPORTATION IMPROVEMENT PROGRAM (STIP)																
SORT BY: ATP, YEAR, TRANSIT, RAIL, LOCAL SP, MNDOT SP, SETASIDE																
SEQ#	ROUTE SYSTEM	PROJECT NUMBER (SP)	YEAR	AGENCY	PROJECT DESCRIPTION	MILE	PRGM	WORK TYPE	PROPOSED FUND	STIP TOTAL	FHWA	AC	FTA	TH	BOND	OTHER
1188	MSAS 119	150-119-003AC1	2021	NORTH MANKATO	**AC**MSAS 119 (COMMERCE DRIVE), FROM LOOKOUT DR TO LOR RAY DR, REMOVE AND REPLACE SURFACING, ADA AND LIGHTING (AC PAYBACK 1 OF2)	0.70	RD	BITUMINOUS RECLAMATION	STBGP	908,000	908,000	-	-	-	-	-
1189	PED/BIKE	150-591-001	2021	NORTH MANKATO	IN NORTH MANKATO ALONG MONROE AVE, GARFIELD AVE, CENTER ST, RANGE ST AND WHEELER PARK, CONSTRUCT PED/BIKE TRAIL, ADA, CURB EXTENSIONS, STRIPING AND CREATE PICK UP/DROP OFF AREA	0.00	EN	NEW TRAIL	STBGTAP	300,400	224,428	-	-	-	-	75,972
1190	CSAH 35	177-020-013	2021	WORTHINGTON	CSAH 35, FROM MCMILLAN STREET TO HUMISTON AVENUE(TH 59)IN WORTHINGTON, RECONSTRUCT ROADWAY, PED/BIKE CONSTRUCTION AND ADA (TIED 053-635-029)	0.40	MC	GRADING ONLY	STBGP	2,884,000	1,500,000	-	-	-	-	1,384,000
1191	PED/BIKE	177-591-001	2021	WORTHINGTON	IN WORTHINGTON, FROM CECILEE ST TO TRAIL ALONG TH 60, AND FROM KNOLLWOOD DRIVE TO PRAIRIE ELEMENTARY SCHOOL, CONSTRUCT PED/BIKE TRAILS	0.00	EN	NEW TRAIL	STBGTAP	286,465	229,172	-	-	-	-	57,293
1192	US 169	0713-80	2021	MNDOT	**ELLA**US 169, AT THE INTERSECTION OF TH 169 AND OWATONNA ST IN THE CITY OF MANKATO, REPLACE SIGNAL SYSTEM	0.00	SC	TRAFFIC SIGNAL REVISION	NHPP	370,000	148,000	-	-	37,000	-	185,000
1193	MN 15	0805-115	2021	MNDOT	**ELLA**MN 14/15, AT THE INTERSECTION OF 16TH NORTH ST AND TH 14, REPLACE SIGNAL SYSTEMS, AND AT THE INTERSECTION OF 19TH SOUTH ST AND TH 15, REPLACE CURB RAMP & ADA, IN THE CITY OF NEW ULM	0.00	SC	TRAFFIC SIGNAL REVISION	STBGP	290,000	120,000	-	-	30,000	-	140,000
1194	MN 30	1701-27	2021	MNDOT	**ELLA**MN 30, FROM CSAH 7 TO TH 71, MILL AND OVERLAY	17.40	RD	MILL AND OVERLAY	STBGP	5,300,000	4,240,000	-	-	1,060,000	-	-
1195	MN 62	1704-30	2021	MNDOT	MN 62, FROM PLUM AVE TO TH 60 IN WINDOM, MILL AND ULTRA THIN BONDED WEAR COURSE, ADA AND INSTALL A RRFB	0.80	RD	MILL AND OVERLAY	STBGP	1,690,000	1,200,000	-	-	300,000	-	190,000
1196	US 71	3205-34	2021	MNDOT	US 71, AT THE INTERSECTION OF TH 71 AND SHERMAN ST IN THE CITY OF JACKSON, REPLACE SIGNAL SYSTEM	0.00	SC	TRAFFIC SIGNAL REVISION	NHPP	360,000	144,000	-	-	36,000	-	180,000
1197	I 90	3280-136	2021	MNDOT	I 90, 4.2 MILES WEST OF JACKSON ON EB I90, CLEAR LAKE REST AREA PAVEMENTS, ADA AND LIGHTING (TIED 3280-137)	0.70	RB	SAFETY REST AREA	NHPP	1,805,760	1,625,184	-	-	180,576	-	-
1198	I 90	3280-137	2021	MNDOT	I 90, 1.5 MILES WEST OF TH 71 ON WB I90, DES MOINES REST AREA PAVEMENTS, ADA AND LIGHTING (TIED 3280-136)	0.30	RB	SAFETY REST AREA	NHPP	2,166,679	1,950,011	-	-	216,668	-	-

ATP 7																
SFY 2019-2022 STATE TRANSPORTATION IMPROVEMENT PROGRAM (STIP)																
SORT BY: ATP, YEAR, TRANSIT, RAIL, LOCAL SP, MNDOT SP, SETASIDE																
SEQ#	ROUTE SYSTEM	PROJECT NUMBER (SP)	YEAR	AGENCY	PROJECT DESCRIPTION	MILE	PRGM	WORK TYPE	PROPOSED FUND	STIP TOTAL	FHWA	AC	FTA	TH	BOND	OTHER
1199	MN 19	4003-24AC	2021	MNDOT	**AC**LGA** MN 19, FROM 5TH AVE NW TO 7TH AVE SE IN NEW PRAGUE, CONSTRUCT ROUNDABOUT, RECONSTRUCT ROADWAY, MILL & OVERLAY, ADA, LANDSCAPING AND LIGHTING (TIED 237-010-006)(AC PROJECT, AC PAYBACK IN 2021)	1.10	AM	GRADING ONLY	STBGP	5,840,000	5,840,000	-	-	-	-	-
1200	MN 263	4609-17	2021	MNDOT	MN 263, FROM CR 125 (CLARK ST) IN CEYLON TO THE NORTH RAMPS AT I90, RECLAIM, SHOULDER WIDENING, NEW GUARDRAIL AT BR 46010 AND ADA	11.20	RD	BITUMINOUS RECLAMATION	SF	7,144,000	-	-	-	6,900,000	-	244,000
1201	US 14	5202-56	2021	MNDOT	US 14, FROM 0.5 MI E OF THE TH14/TH 15/CR 21 INTERSECTION TO 1.5 MI W OF TH 99/OLD TH 14, MILL AND OVERLAY, REHAB BR 96916 & 97036, AND REPLACE GUARDRAIL	11.60	RD	MILL AND OVERLAY	NHPP	8,500,000	6,800,000	-	-	1,700,000	-	-
1202	MN 99	5206-31	2021	MNDOT	MN 99, FROM BIRCH ST IN NICOLLET TO THE S JCT US 169 IN ST PETER, MILL AND OVERLAY, REPLACE BR 4596 WITH NEW BR, LIGHTING AND ADA & ON TH 169 FROM JEFFERSON AVE TO S JCT TH 22 MILL & OVERLAY	11.40	RD	MILL AND OVERLAY	STBGP	5,400,000	4,320,000	-	-	1,080,000	-	-
1203	MN 111	5208-22AC	2021	MNDOT	**AC**MN 111, FROM 1ST ST IN NICOLLET TO JCT TH 22 & ON MN 22 FROM JCT TH 111 TO 280TH ST IN GAYLORD, BITUMINOUS RECLAIM AND BITUMINOUS SURFACING (PAYBACK 1 OF 1)	19.10	RD	BITUMINOUS RECLAMATION	STBGP	5,840,000	5,840,000	-	-	-	-	-
1204	MN 91	5308-35	2021	MNDOT	**SPP** MN 91, JCT OF 190 AT ADRIAN, REPLACE BR 53802	0.10	BR	BRIDGE REPLACEMENT	NHPP	3,000,000	2,400,000	-	-	600,000	-	-
1205	MN 5	7201-119	2021	MNDOT	MN 5, FROM 5TH ST IN GREEN ISLE TO US 212, COLD INPLACE RECYLCE, OVERLAY (DESIGNED BY D7, METRO PORTION OF \$1.8M UNDER SP 1001-17M)	6.30	RD	BIT COLD INPLACE RECYCLING	STBGP	2,700,000	2,160,000	-	-	540,000	-	-
1206	MN 19	7205-114	2021	MNDOT	MN 19, 0.8 MI E OF JCT TH 15, OVER CO DITCH #42 REPLACE BR 91422 WITH NEW BR	0.00	BR	BRIDGE REPLACEMENT	STBGP	1,300,000	1,040,000	-	-	260,000	-	-
1207	MN 93	7212-21	2021	MNDOT	MN 93, FROM US 169 TO THE FLOOD WALL IN HENDERSON, MILL AND OVERLAY, REHAB BR 72005	3.60	RD	MILL AND OVERLAY	STBGP	2,200,000	1,760,000	-	-	440,000	-	-
1208	MN 13	8102-28	2021	MNDOT	MN 13, AT THE INTERSECTION OF TH 13 AND 7TH AVE NW IN THE CITY OF WASECA, REPLACE SIGNAL SYSTEM	0.00	SC	TRAFFIC SIGNAL REVISION	STBGP	320,000	128,000	-	-	32,000	-	160,000
1209	MN 30	8306-13	2021	MNDOT	**ELLA**MN 30, FROM 840TH AVE TO 0.9 MI W OF TH 169, REPLACE BR 1575, 1576, 8805 & REHAB BR 07027, 07038 AND DRAINAGE	9.30	BR	BRIDGE REPLACEMENT	SF	4,600,000	-	-	-	4,600,000	-	-
1210	MN 999	8807-AM-21	2021	MNDOT	DISTRICTWIDE SETASIDE - LOCAL PARTNERSHIP PROGRAM (LPP) - 2021	0.00	AM	COOP CONST AGREEMENT	SF	1,000,000	-	-	-	1,000,000	-	-
1211	MN 999	8807-BI-21	2021	MNDOT	DISTRICTWIDE SETASIDES - BRIDGE REPAIR - 2021	0.00	RX	BRIDGE REPAIR	SF	600,000	-	-	-	600,000	-	-
1212	MN 999	8807-CA-21	2021	MNDOT	DISTRICTWIDE SETASIDE - EXTERNAL PROJECT DELIVERY - 2021	0.00	CA	MISC. AGREEMENT	SF	4,500,000	-	-	-	4,500,000	-	-

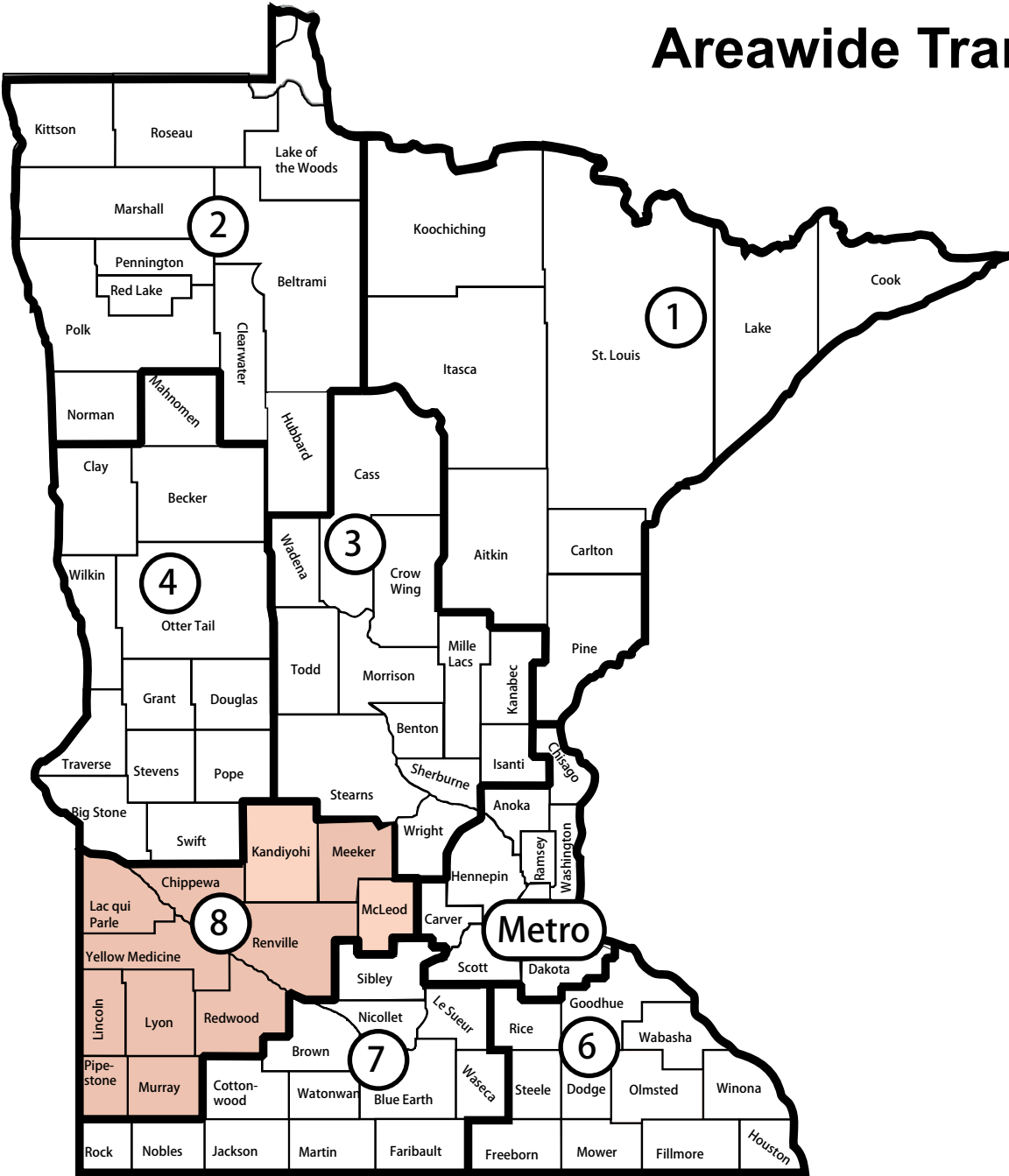
ATP 7																
SFY 2019-2022 STATE TRANSPORTATION IMPROVEMENT PROGRAM (STIP)																
SORT BY: ATP, YEAR, TRANSIT, RAIL, LOCAL SP, MNDOT SP, SETASIDE																
SEQ#	ROUTE SYSTEM	PROJECT NUMBER (SP)	YEAR	AGENCY	PROJECT DESCRIPTION	MILE	PRGM	WORK TYPE	PROPOSED FUND	STIP TOTAL	FHWA	AC	FTA	TH	BOND	OTHER
1213	MN 999	8807-PD-21	2021	MNDOT	DISTRICTWIDE SETASIDE - INTERNAL PROJECT DELIVERY - 2021	0.00	CA	MISC. AGREEMENT	SF	2,000,000	-	-	-	2,000,000	-	-
1214	MN 999	8807-RW-21	2021	MNDOT	DISTRICTWIDE SETASIDES - RIGHT OF WAY - 2021	0.00	RW	RIGHT OF WAY PURCHASE	SF	500,000	-	-	-	500,000	-	-
1215	MN 999	8807-RX-21	2021	MNDOT	DISTRICTWIDE SETASIDES - ROAD REPAIR/ROUTE AND SEAL (BARC) - 2021	0.00	RX	BARC	SF	2,900,000	-	-	-	2,900,000	-	-
1216	MN 999	8807-SA-21	2021	MNDOT	DISTRICTWIDE SETASIDES - CONSTRUCTION SA, CO AND INCENTIVES -2021	0.00	SA	SUPP. AGREE & COST OVERRUNS	SF	4,000,000	-	-	-	4,000,000	-	-
1217	MN 999	8807-SHL-21	2021	MNDOT	DISTRICTWIDE SETASIDES - LOCAL HSIP PROJECTS - 2021	0.00	SH	SIGNING	HSIP	993,278	893,950	-	-	-	-	99,328
1218	MN 999	8807-SHS-21	2021	MNDOT	DISTRICTWIDE SETASIDES - MNDOT HSIP PROJECTS - 2021	0.00	SH	SHOULDER WIDENING	HSIP	1,333,333	1,200,000	-	-	-	-	133,333
1219	MN 999	8807-ST-21	2021	MNDOT	DISTRICTWIDE SETASIDES - STRIPING AND SIGNING (BARC) - 2021	0.00	RX	PAVEMENT MARKINGS	SF	750,000	-	-	-	750,000	-	-
Total										102,322,715	50,107,995	1,548,000	852,000	34,262,244	-	17,100,476

ATP 7																
SFY 2019-2022 STATE TRANSPORTATION IMPROVEMENT PROGRAM (STIP)																
SORT BY: ATP, YEAR, TRANSIT, RAIL, LOCAL SP, MNDOT SP, SETASIDE																
SEQ#	ROUTE SYSTEM	PROJECT NUMBER (SP)	YEAR	AGENCY	PROJECT DESCRIPTION	MILE	PRGM	WORK TYPE	PROPOSED FUND	STIP TOTAL	FHWA	AC	FTA	TH	BOND	OTHER
1220	BB	TRF-0028-22A	2022	MANKATO	SECT 5307: CITY OF MANKATO RR TRANSIT OPERATING ASSISTANCE	0.00	B9	TRANSIT OPERATIONS	FTA	2,100,000	-	-	532,000	-	-	1,568,000
1221	BB	TRF-0028-22B	2022	MANKATO	SECT 5307: CITY OF MANKATO RR TRANSIT PREVENTATIVE MAINTENANCE	0.00	B9	TRANSIT OPERATIONS	FTA	200,000	-	-	160,000	-	-	40,000
1222	BB	TRS-0028-22T	2022	MANKATO	CITY OF MANKATO; PURCHASE ONE (1) BUS >35FT REPLACEMENT BUS (CLASS 700)	0.00	TR	TRANSIT VEHICLE PURCHASE	STBGP	550,000	440,000	-	-	-	-	110,000
1223	CSAH 8	008-608-041	2022	BROWN COUNTY	CSAH 8, AT THE NORTH COUNTY LINE OVER THE MN RIVER, REPLACE BR 2110	0.00	BR	BRIDGE REPLACEMENT	BROS	1,500,000	1,200,000	-	-	-	-	300,000
1224	PED/BIKE	046-090-001	2022	MARTIN COUNTY	ALONG TH 4 FROM 0.1 MILES S OF 2ND AVE SW TO BEECH STREET IN TRIMONT, CONSTRUCT PED/BIKE TRAIL, SIDEWALK AND ADA	0.00	EN	PED RAMPS (ADA IMP)	STBGTAP	201,180	160,944	-	-	-	-	40,236
1225	CSAH 35	053-635-029AC	2022	NOBLES COUNTY	**AC**CSAH 35, FROM MCMILLAN STREET TO HUMISTON AVENUE(TH 59) IN WORTHINGTON, RECONSTRUCT ROADWAY, PED/BIKE CONSTRUCTION AND ADA (TIED 177-020-013) (PAYBACK IN 2022)	0.40	MC	GRADING ONLY	STBGP	1,548,000	1,548,000	-	-	-	-	-
1226	CSAH 4	067-604-031	2022	ROCK COUNTY	CSAH 4, FROM BR 67533 OVER ROCK RIVER ROCK/NOBLES COUNTY LINE, MILL & RECLAIM	7.50	RD	BITUMINOUS RECLAMATION	STBGP	2,653,000	1,644,000	-	-	-	-	1,009,000
1227	LOCAL	081-591-001	2022	WASECA COUNTY	VARIOUS STREETS IN JANESVILLE, AROUND THE JANESVILLE-WALDORF-PEMBERTON SCHOOL, CONSTRUCT SIDEWALKS AND ADA	0.00	EN	PED RAMPS (ADA IMP)	STBGTAP	445,025	356,020	-	-	-	-	89,005
1228	MSAS 139	137-139-001	2022	MANKATO	MSAS 139 (TIMBERWOLF DRIVE), FROM THE INTERSECTION OF HERON DR TO 0.2 MI E, CONSTRUCT PEDESTRIAN CROSSING AND HAWK SYSTEM	0.20	EN	PED RAMPS (ADA IMP)	STBGTAP	191,805	153,444	-	-	-	-	38,361
1229	MSAS 140	137-140-001	2022	MANKATO	MSAS 140, JCT OF POHL ROAD AND STADIUM ROAD, CONSTRUCT ROUNDABOUT AND RESURFACE POHL ROAD FROM BALCERZAK DRIVE TO STADIUM ROAD	0.40	MC	ROUNDABOUT	STBGP	995,000	795,814	-	-	-	-	199,186
1230	MSAS 123	148-123-001	2022	NEW ULM	MSAS 123 (20TH N ST), FROM N BROADWAY TO N FRONT ST & ON MSAS 111 (N FRONT ST) FROM 20TH N ST TO 19TH N ST, RECONSTRUCT, SIDEWALK, ADA & LIGHTING	0.49	MC	GRADING ONLY	STBGP	1,700,965	1,360,772	-	-	-	-	340,193
1231	MSAS 119	150-119-003AC2	2022	NORTH MANKATO	**AC**MSAS 119 (COMMERCE DRIVE), FROM LOOKOUT DR TO LOR RAY DR, REMOVE AND REPLACE SURFACING, ADA AND LIGHTING (AC PAYBACK 2 OF 2)	0.70	RD	BITUMINOUS RECLAMATION	STBGP	251,414	251,414	-	-	-	-	-
1232	MN 60	0708-42	2022	MNDOT	**ELLA**MN 60, FROM N JCT TH 15 TO 0.4 MI W OF CSAH 20, MILL & OVERLAY	8.50	RD	MILL AND OVERLAY	NHPP	6,300,000	5,040,000	-	-	1,260,000	-	-
1233	MN 4	0801-35	2022	MNDOT	**AC**MN 4, FROM-CSAH 18 TO ELLSWORTH STREET IN SLEEPY EYE, STABILIZED FULL DEPTH RECLAIM, MILL & OVERLAY AND REPLACE BR 6757 & 8852, AND REHAB BR 8814 & 08006 (AC PAYBACK IN 2023)	11.30	RD	BITUMINOUS RECLAMATION	STBGP	5,300,000	3,240,000	5,000,000	-	2,060,000	-	-

ATP 7 SFY 2019-2022 STATE TRANSPORTATION IMPROVEMENT PROGRAM (STIP)																
SORT BY: ATP, YEAR, TRANSIT, RAIL, LOCAL SP, MNDOT SP, SETASIDE																
SEQ#	ROUTE SYSTEM	PROJECT NUMBER (SP)	YEAR	AGENCY	PROJECT DESCRIPTION	MILE	PRGM	WORK TYPE	PROPOSED FUND	STIP TOTAL	FHWA	AC	FTA	TH	BOND	OTHER
1234	US 14	0803-44	2022	MNDOT	US14, FROM TH 71 TO E CITY LIMITS OF SPRINGFIELD, COLD INPLACE RECYCLE	8.30	RD	BIT COLD INPLACE RECYCLING	NHPP	3,936,000	3,120,000	-	-	780,000	-	36,000
1235	I 90	3280-131	2022	MNDOT	**ELLA**I90, FROM CSAH 5 TO 0.8 MI E OF TH 86, MILL AND OVERLAY	10.80	RD	MILL AND OVERLAY	NHPP	4,500,000	4,050,000	-	-	450,000	-	-
1236	MN 13	4001-49	2022	MNDOT	MN 13, 0.5 MI S OF CSAH 2, REPLACE BR 6354 & 2.3 MI N OF CSAH 2, REPLACE BR 6355 & CULVERTS 598189 & 598183	0.00	BR	BRIDGE REPLACEMENT	SF	3,500,000	-	-	-	3,500,000	-	-
1237	MN 4	4602-27	2022	MNDOT	MN 4, FROM CSAH 26 TO TH 60, COLD INPLACE RECYCLE, OVERLAY & REHAB BR 46003, 6504, 8567 & 5965	24.20	RD	BIT COLD INPLACE RECYCLING	SF	16,413,000	-	-	-	15,900,000	-	513,000
1238	I 90	4680-132	2022	MNDOT	I90, FROM 0.6 MI E OF TH 4 TO TH 15, COLD INPLACE RECYCLE AND OVERLAY	14.30	RD	BIT COLD INPLACE RECYCLING	NHPP	11,500,000	10,350,000	-	-	1,150,000	-	-
1239	MN 22	5205-113	2022	MNDOT	MN 22, FROM 0.4 MI W OF TH 22 TO 1.4 MI E OF TH 111, MILL AND OVERLAY & ADA	12.50	RD	MILL AND OVERLAY	SF	6,900,000	-	-	-	6,900,000	-	-
1240	US 169	5209-80	2022	MNDOT	**SPP** US 169, 1.3 MI N OF TH N JCT TH 22, REPLACE BR 52001	0.10	BR	BRIDGE REPLACEMENT	NHPP	2,000,000	1,600,000	-	-	400,000	-	-
1241	US 169	5209-81	2022	MNDOT	US169, FROM S JCT TH 99 TO UNION STREET IN ST PETER, MILL & OVERLAY NB LANES AND CONSTRUCT DUAL LEFT TURN LANES AT S JCT TH 22	1.70	RD	MILL AND OVERLAY	NHPP	1,100,000	880,000	-	-	220,000	-	-
1242	I 90	6780-117	2022	MNDOT	I90, FROM BEAVER CREEK TO LUVERNE, CONCRETE GRINDING AND CONCRETE PAVEMENT REHAB	13.20	RD	CONCRETE PAVEMENT REHAB	NHPP	13,600,000	12,240,000	-	-	1,360,000	-	-
1243	MN 4	8302-48	2022	MNDOT	**AC**MN4, FROM ARMSTRONG BOULEVARD IN ST JAMES TO CSAH 18, STABILIZED FULL DEPTH RECLAIM, MILL & OVERLAY AND REPLACE BR 5076 (AC PROJECT, AC PAYBACK 2023)	13.40	RD	BITUMINOUS RECLAMATION	STBGP	4,900,000	2,720,000	6,000,000	-	2,180,000	-	-
1244	MN 999	8827-295	2022	MNDOT	MN 999, VARIOUS BRIDGES DISTRICTWIDE, INSTALL RIPRAP	0.00	DR	RIP RAP	STBGP	800,000	640,000	-	-	160,000	-	-
1245	MN 999	8807-AM-22	2022	MNDOT	DISTRICTWIDE SETASIDE - LOCAL PARTNERSHIP PROGRAM (LPP) - 2022	0.00	AM	COOP CONST AGREEMENT	SF	1,100,000	-	-	-	1,100,000	-	-
1246	MN 999	8807-BI-22	2022	MNDOT	DISTRICTWIDE SETASIDES - BRIDGE REPAIR - 2022	0.00	RX	BRIDGE REPAIR	SF	600,000	-	-	-	600,000	-	-
1247	MN 999	8807-CA-22	2022	MNDOT	DISTRICTWIDE SETASIDE - EXTERNAL PROJECT DELIVERY - 2022	0.00	CA	MISC. AGREEMENT	SF	3,000,000	-	-	-	3,000,000	-	-
1248	MN 999	8807-CA-22A	2022	MNDOT	**17NEW** DISTRICTWIDE SETASIDES - PROJECT DELIVERY - 2022	0.00	CA	MISC. AGREEMENT	SF	90,000	-	-	-	90,000	-	-
1249	MN 999	8807-PD-22	2022	MNDOT	DISTRICTWIDE SETASIDE - INTERNAL PROJECT DELIVERY - 2022	0.00	CA	MISC. AGREEMENT	SF	2,000,000	-	-	-	2,000,000	-	-
1250	MN 999	8807-RW-22	2022	MNDOT	DISTRICTWIDE SETASIDES - RIGHT OF WAY - 2022	0.00	RW	RIGHT OF WAY PURCHASE	SF	2,000,000	-	-	-	2,000,000	-	-
1251	MN 999	8807-RX-22	2022	MNDOT	DISTRICTWIDE SETASIDES - ROAD REPAIR/ROUTE AND SEAL (BARC) - 2022	0.00	RX	BARC	SF	2,000,000	-	-	-	2,000,000	-	-
1252	MN 999	8807-SA-22	2022	MNDOT	DISTRICTWIDE SETASIDES - CONSTRUCTION SA, CO AND INCENTIVES -2022	0.00	SA	SUPP. AGREE & COST OVERRUNS	SF	5,000,000	-	-	-	5,000,000	-	-
1253	MN 999	8807-SHL-22	2022	MNDOT	DISTRICTWIDE SETASIDES - LOCAL HSIP PROJECTS - 2022	0.00	SH	SHOULDER WIDENING	HSIP	1,444,444	1,300,000	-	-	-	-	144,444

ATP 7																
SFY 2019-2022 STATE TRANSPORTATION IMPROVEMENT PROGRAM (STIP)																
SORT BY: ATP, YEAR, TRANSIT, RAIL, LOCAL SP, MNDOT SP, SETASIDE																
SEQ#	ROUTE SYSTEM	PROJECT NUMBER (SP)	YEAR	AGENCY	PROJECT DESCRIPTION	MILE	PRGM	WORK TYPE	PROPOSED FUND	STIP TOTAL	FHWA	AC	FTA	TH	BOND	OTHER
1254	MN 999	8807-SHS-22	2022	MNDOT	DISTRICTWIDE SETASIDES - MNDOT HSIP PROJECTS - 2022	0.00	SH	SHOULDER WIDENING	HSIP	1,333,333	1,200,000	-	-	-	-	133,333
1255	MN 999	8807-ST-22	2022	MNDOT	DISTRICTWIDE SETASIDES - STRIPING AND SIGNING (BARC) - 2022	0.00	RX	PAVEMENT MARKINGS	SF	1,200,000	-	-	-	1,200,000	-	-
1256	LOCAL	8807-TA-22	2022	COUNTY	SETASIDE FOR TRANSPORTATION ALTERNATIVE FUNDS FOR LOCALS	0.00	EN	SIDEWALKS	STBG TAP	36,990	29,592	-	-	-	-	7,398
Total										112,890,156	54,320,000	11,000,000	692,000	53,310,000	-	4,568,156

Areawide Transportation Partnership (ATP) Boundaries



DISTRICT 8

Jon Huseby
Transportation District Engineer
(320) 231-5497
2505 Transportation Road
Willmar, Minnesota 56201
General Information: (320) 231-5195
(800) 657-3792

ATP 8 SFY 2019-2022 STATE TRANSPORTATION IMPROVEMENT PROGRAM (STIP)																
SORT BY: ATP, YEAR, TRANSIT, RAIL, LOCAL SP, MNDOT SP, SETASIDE																
SEQ#	ROUTE SYSTEM	PROJECT NUMBER (SP)	YEAR	AGENCY	PROJECT DESCRIPTION	MILE	PRGM	WORK TYPE	PROPOSED FUND	STIP TOTAL	FHWA	AC	FTA	TH	BOND	OTHER
1257	RR	34-00127	2019	MNDOT	BNSF RR, INSTALL GATES, T 170, 45TH AVE SW, TOWNSHIP OF WILLMAR, KANDIYOHI COUNTY	0.00	SR	RAILROADS	RRS	275,000	247,500	-	-	-	-	27,500
1258	US 75	3703-26	2019	MNDOT	BNSF RR, INSTALL GATES AT US 75, 1ST AVE, BELLINGHAM, LAC QUI PARLE COUNTY	0.00	SR	RR X-ING IMP.	RRS	230,000	115,000	-	-	-	-	115,000
1259	RR	43-00118	2019	MNDOT	TCWR RR, SIGNAL RELOCATION OF UNION AVE (DOT 393372B) TO CSAH 15 (MORNINGSIDE DRIVE), GLENCOE, MCLEOD COUNTY	0.00	SR	RR SIGNALS	RRS	250,000	225,000	-	-	-	-	25,000
1260	PED/BIKE	012-030-004	2019	CHIPPEWA COUNTY	VARIOUS COMMUNITIES IN CHIPPEWA COUNTY, SIDEWALK & PED RAMPS	0.00	EN	SIDEWALKS	STBG TAP	554,064	403,267	-	-	-	-	150,797
1261	LOCAL 999	034-070-008	2019	KANDIYOHI COUNTY	COUNTYWIDE, 6" EDGELINE GROUND IN WET REFLECTIVE	0.00	SH	STRIPING	HSIP	286,176	257,558	-	-	-	-	28,618
1262	PED/BIKE	034-090-002AC	2019	KANDIYOHI COUNTY	**AC** NORWAY & GAMES LAKE AREA ALONG KANDIYOHI CSAH 5, CONSTRUCT TRAIL (AC PAYBACK, PAYBACK 1 OF 1)	2.60	EN	NEW TRAIL	STBG TAP	50,678	50,678	-	-	-	-	-
1263	PED/BIKE	034-090-003	2019	KANDIYOHI COUNTY	**AC** CSAH 4, 49TH AVE NE TO DIAMOND SHORES ROAD (AROUND DIAMOND LAKE), CONSTRUCT BIKE/PED TRAIL (AC PROJECT, PAYBACK IN 2021)	2.40	EN	NEW TRAIL	STBG TAP	481,400	100,000	100,000	-	-	-	381,400
1264	CSAH 8	034-608-026	2019	KANDIYOHI COUNTY	**AC** CSAH 8, KANDIYOHI CSAH 4 TO KANDIYOHI CSAH 20, GRADING, AGGREGATE BASE, & SURFACING PLUS REPLACE BRIDGE 94102 (AC PROJECT, PAYBACK IN 2020)	6.30	RC	NEW PAVEMENT	STBGP	1,484,660	936,460	1,256,340	-	-	-	548,200
1265	LOCAL 999	043-070-013	2019	MCLEOD COUNTY	COUNTYWIDE, 6" EDGELINE STRIPING	0.00	SH	STRIPING	HSIP	63,101	56,791	-	-	-	-	6,310
1266	CSAH 8	043-608-013	2019	MCLEOD COUNTY	CSAH 8, MCLEOD CSAH 115 TO MCLEOD/RENVILLE COUNTY LINE, PAVEMENT REHAB (TIED TO SP 065-620-012)	2.90	RD	CONCRETE PAVEMENT REHAB	STBGP	900,000	720,000	-	-	-	-	180,000
1267	LOCAL 999	047-070-010	2019	MEEKER COUNTY	COUNTYWIDE, CHEVERON SIGN INSTALLATION	0.00	SH	SIGNING	HSIP	82,000	73,800	-	-	-	-	8,200
1268	CSAH 2	059-602-026	2019	PIPESTONE COUNTY	CSAH 2, 2 MILES S OF HATFIELD, REPLACE BRIDGE 5130 WITH 59J82	0.00	BR	BRIDGE REPLACEMENT	BROS	350,000	280,000	-	-	-	-	70,000
1269	LOCAL 999	064-070-006	2019	REDWOOD COUNTY	COUNTYWIDE, 6" EDGELINE WET REFLECTIVE IN GROOVES	0.00	SH	STRIPING	HSIP	388,889	350,000	-	-	-	-	38,889
1270	CSAH 15	064-070-007	2019	REDWOOD COUNTY	CSAH 15, LAMBERTON TO SANBORN, EDGELINE RUMBLE STRIP AND 6' WET REFLECTIVE EPOXY	0.00	SH	STRIPING	HSIP	140,000	126,000	-	-	-	-	14,000
1271	CSAH 20	064-620-004AC	2019	REDWOOD COUNTY	**AC** LYON/REDWOOD COUNTY LINE TO WALNUT GROVE, MILLING, BIT. OVERLAY, SHLDR PAVING, STRIPING, RUMBLE STRIPS, SEALCOATING, & FOG SEALING (AC PROJECT, PAYBACK 1 OF 1)	5.80	RS	MILL AND OVERLAY	STBGP	1,083,540	1,083,540	-	-	-	-	-
1272	LOCAL 999	065-070-009	2019	RENVILLE COUNTY	COUNTYWIDE, 6" EDGELINE STRIPING	0.00	SH	STRIPING	HSIP	83,330	74,997	-	-	-	-	8,333

ATP 8																
SFY 2019-2022 STATE TRANSPORTATION IMPROVEMENT PROGRAM (STIP)																
SORT BY: ATP, YEAR, TRANSIT, RAIL, LOCAL SP, MNDOT SP, SETASIDE																
SEQ#	ROUTE SYSTEM	PROJECT NUMBER (SP)	YEAR	AGENCY	PROJECT DESCRIPTION	MILE	PRGM	WORK TYPE	PROPOSED FUND	STIP TOTAL	FHWA	AC	FTA	TH	BOND	OTHER
1273	CSAH 10	065-070-010	2019	RENVILLE COUNTY	CSAH 10, MN RIVER BRIDGE 87505 TO US 212 & CSAH 11, CSAH 5 TO MN 4, GROUND IN WET REFLECTIVE MARKINGS	14.00	SH	STRIPING	HSIP	119,000	107,100	-	-	-	-	11,900
1274	CSAH 20	065-620-012	2019	RENVILLE COUNTY	CSAH 20 - RENVILLE CSAH 11 TO RENVILLE CSAH 36 & ON RENVILLE CSAH 36 - RENVILLE CSAH 20 TO RENVILLE/MCLEOD COUNTY LINE, PAVEMENT REHAB (TIED TO SP 043-608-013)	1.95	RD	CONCRETE PAVEMENT REHAB	STBGP	700,000	560,000	-	-	-	-	140,000
1275	LOCAL 999	087-070-015	2019	YELLOW MEDICINE COUNTY	COUNTYWIDE, 6" EDGELINE STRIPING	0.00	SH	STRIPING	HSIP	8,582	7,723	-	-	-	-	859
1276	CSAH 8	087-608-027	2019	YELLOW MEDICINE COUNTY	CSAH 8, CSAH 5 TO COUNTY LINE & CSAH 19, COUNTY LINE TO US 212, MILL & OVERLAY PLUS SHLDS	6.00	RS	MILL AND OVERLAY	STBGP	1,500,000	1,200,000	-	-	-	-	300,000
1277	PED/BIKE	139-090-005	2019	MARSHALL	CITY OF MARSHALL, CONSTRUCT SIDEWALK IN BUS STOP AREAS	0.00	EN	SIDEWALKS	STBGTAP	109,052	75,208	-	-	-	-	33,844
1278	PED/BIKE	143-090-005	2019	MONTEVIDEO	MONTEVIDEO'S TWIN CITIES & WESTERN RAILROAD DEPOT AREA, SIDEWALK	0.00	EN	SIDEWALKS	STBGTAP	103,200	70,847	-	-	-	-	32,353
1279	MN 40	1209-22	2019	MNDOT	**CHAP 152**MN 40, 3.0 MILES W OF MILAN, REPLACE BRIDGE 5380 WITH BRIDGE 12017 (LAC QUI PARLE LAKE)	0.40	BR	BRIDGE REPLACEMENT	BF	6,000,000	-	-	-	-	6,000,000	-
1280	MN 277	1213-90	2019	MNDOT	**17NEW**CHAP3** MN 277, MN 40 TO MN 7, CASH TRANSFER FOR TURNBACK	11.00	JT	JURISDICTIONAL REASSIGNMENT	SF	9,600,000	-	-	-	9,600,000	-	-
1281	US 12	3403-74	2019	MNDOT	**CHAP 152** US 12, WILLMAR WYE - RR BYPASS W SIDE OF WILLMAR, US 12 - RECONSTRUCT & NEW BRIDGE, 0.1 MILE E OF TWP 26 TO 0.6 MILE E OF CSAH 55 & MN 40 - RECONSTRUCT & NEW BRIDGE, 0.3 MILE W OF CSAH 55 TO 0.7 MILE W OF CSAH 5 (OTHER FUND CONSISTS OF: \$5.5M TIGER FUNDS- MNDOT PORTION; \$4.5M TIGER FUNDS- FRA PORTION; AND \$4.3M LOCAL AGENCIES)	3.00	RC	BRIDGE NEW	BF FFM	30,000,000	5,500,000	-	-	-	15,700,000	8,800,000
1282	US 12	3403-969	2019	MNDOT	US 12, LANDSCAPING ALONG US 12 IN WILLMAR	0.00	RB	LANDSCAPING	SF	10,000	-	-	-	10,000	-	-
1283	US 75	4109-29	2019	MNDOT	MN 19 (IVANHOE) TO CANBY (ALSO INCLUDES WORK ON MN 68 - MAPLE AVE TO 400' SE OF CUSTER AVE N IN CANBY), MILL & OVERLAY	17.90	RS	MILL AND OVERLAY	STBGP	3,255,000	2,600,000	-	-	650,000	-	5,000
1284	MN 23	4207-57	2019	MNDOT	MN 23, MN23/LYON CSAH 7 (MARSHALL), CONSTRUCT J-TURN (INTERSECTION MODIFICATION) (2019 HSIP PROJECT)	0.30	SH	CHANNELIZATION	HSIP	1,200,000	1,080,000	-	-	120,000	-	-
1285	MN 4	4702-12	2019	MNDOT	E. JCT US 12 TO MN 55, MICRO MILL & UTBWC	12.00	RS	BITUMINOUS OVERLAY	STBGTAP	1,900,000	1,520,000	-	-	380,000	-	-

ATP 8																
SFY 2019-2022 STATE TRANSPORTATION IMPROVEMENT PROGRAM (STIP)																
SORT BY: ATP, YEAR, TRANSIT, RAIL, LOCAL SP, MNDOT SP, SETASIDE																
SEQ#	ROUTE SYSTEM	PROJECT NUMBER (SP)	YEAR	AGENCY	PROJECT DESCRIPTION	MILE	PRGM	WORK TYPE	PROPOSED FUND	STIP TOTAL	FHWA	AC	FTA	TH	BOND	OTHER
1286	US 12	4704-89	2019	MNDOT	**SPP**AC** US 12, 4TH STREET TO HOLCOMBE AVE. (LITCHFIELD) (INCLUDES WORK ON MN 22 FROM RP 142.968 TO 143.08), RECONSTRUCT (AC PROJECT, PAYBACK IN 2020)	0.60	RC	URBAN RECONST.	NHPP	7,000,000	3,480,000	1,000,000	-	1,120,000	-	2,400,000
1287	US 12	4705-969A	2019	MNDOT	US 12, LANDSCAPING ALONG US 12 IN DASSEL	0.00	RB	LANDSCAPING	SF	10,000	-	-	-	10,000	-	-
1288	MN 55	4713-14AC	2019	MNDOT	**AC** MN 55, EDEN VALLEY TO MEEKER/STEARNS COUNTY LINE, MILL & OVERLAY, ADA (AC PROJECT, PAYBACK 1 OF 1) (TIED TO SP 4710-27)	8.20	RS	MILL AND OVERLAY	STBGP	751,984	751,984	-	-	-	-	-
1289	MN 91	5107-14	2019	MNDOT	**AC** MN 91, MURRAY/NOBLES COUNTY LINE TO MN 30 (LAKE WILSON), MILL & OVERLAY PLUS REPLACE BRIDGES #6753 (NEW BRIDGE 51X02) (CHANARAMBIE CREEK X-ING), #8759 (NEW BRIDGE 51X03) (DITCH X-ING), & #6754 (NEW BRIDGE 51X04) (DITCH X-ING) (AC PROJECT, PAYBACK IN 2020)	10.20	RS	MILL AND OVERLAY	STBGP	1,850,000	1,090,000	1,950,000	-	760,000	-	-
1290	MN 91	5108-12	2019	MNDOT	**AC** MN 91, MN 30 (LAKE WILSON) TO MN 23, MILL & OVERLAY PLUS REPLACE BRIDGE #9094 WITH BRIDGE 42X07 (DITCH CROSSING), ADA (AC PROJECT, PAYBACK IN 2020)	22.70	RS	MILL AND OVERLAY	STBGP	3,170,000	1,900,000	3,180,000	-	1,270,000	-	-
1291	US 14	6401-37	2019	MNDOT	**SPP** US 14, 4TH STREET IN TRACY TO CSAH 7 (REVERE), CIR & OVERLAY PLUS CHIP SEAL	12.20	RS	BIT COLD INPLACE RECYCLING	NHPP	4,309,000	3,440,000	-	-	861,000	-	8,000
1292	MN 119	7611-15	2019	MNDOT	MN 119, MN 40 TO LAC QUI PARLE/SWIFT COUNTY LINE, (ASSOCIATED TO 7611-15M, DESIGNED BY DISTRICT 8, FUNDED BY DISTRICT 4 AND 8, ATP 4 \$3,000,000; ATP 8 \$1,400,000), MILL & OVERLAY	5.40	RS	MILL AND OVERLAY	STBGP	1,400,000	1,120,000	-	-	280,000	-	-
1293	MN 67	8707-92	2019	MNDOT	MN 67, 0.74 MILES N. OF ECHO, REPLACE BRIDGES #91176 & #5641 WITH NEW BOX CULVERT 87X02 (OVER BOILING SPRING CREEK)	0.40	BR	BRIDGE REPLACEMENT	STBGP	470,000	376,000	-	-	94,000	-	-
1294	MN 68	8708-12	2019	MNDOT	**17NEW**CHAP3** MN 68, 3.6 MILES W OF CANBY, REPLACE BRIDGE #5432 WITH BRIDGE 87027 (OVER LAZARUS CREEK)	0.30	BR	BRIDGE REPLACEMENT	BF	1,000,000	-	-	-	-	1,000,000	-
1295	MN 999	8808-AM-19	2019	MNDOT	DISTRICTWIDE SETASIDE - LOCAL PARTNERSHIP PROGRAM - 2019	0.00	AM	COOP CONST AGREEMENT	SF	636,880	-	-	-	636,880	-	-
1296	MN 999	8808-CA-19	2019	MNDOT	DISTRICTWIDE SETASIDES - CONSULTANT AGREEMENTS - 2019	0.00	CA	MISC. AGREEMENT	SF	4,300,000	-	-	-	4,300,000	-	-
1297	MN 999	8808-CA-19A	2019	MNDOT	**17NEW** DISTRICTWIDE SETASIDES - PROJECT DELIVERY - 2019	0.00	CA	MISC. AGREEMENT	SF	1,200,000	-	-	-	1,200,000	-	-
1298	MN 999	8808-MA-19	2019	MNDOT	DISTRICTWIDE SETASIDES - MISC. AGREEMENTS - 2019	0.00	MA	MISC. AGREEMENT	SF	368,889	-	-	-	368,889	-	-

ATP 8																
SFY 2019-2022 STATE TRANSPORTATION IMPROVEMENT PROGRAM (STIP)																
SORT BY: ATP, YEAR, TRANSIT, RAIL, LOCAL SP, MNDOT SP, SETASIDE																
SEQ#	ROUTE SYSTEM	PROJECT NUMBER (SP)	YEAR	AGENCY	PROJECT DESCRIPTION	MILE	PRGM	WORK TYPE	PROPOSED FUND	STIP TOTAL	FHWA	AC	FTA	TH	BOND	OTHER
1299	MN 999	8808-PD-19	2019	MNDOT	DISTRICTWIDE SETASIDE - INTERNAL PROJECT DELIVERY - 2019	0.00	CA	MISC. AGREEMENT	SF	1,163,120	-	-	-	1,163,120	-	-
1300	MN 999	8808-PM-19	2019	MNDOT	DISTRICTWIDE SETASIDES - PREVENTIVE MAINTENANCE - 2019	0.00	PM	PREVENTIVE MAINTENANCE	SF	600,000	-	-	-	600,000	-	-
1301	MN 999	8808-RB-19	2019	MNDOT	DISTRICTWIDE SETASIDES - LANDSCAPE PARTNERSHIP PROGRAM - 2019	0.00	RB	LANDSCAPE PARTNERSHIP	SF	20,000	-	-	-	20,000	-	-
1302	MN 999	8808-RW-19	2019	MNDOT	DISTRICTWIDE SETASIDES - RIGHT OF WAY - 2019	0.00	RW	RIGHT OF WAY PURCHASE	SF	800,000	-	-	-	800,000	-	-
1303	MN 999	8808-RX-19	2019	MNDOT	DISTRICTWIDE SETASIDES - ROAD REPAIR - 2019	0.00	RX	BARC	SF	2,000,000	-	-	-	2,000,000	-	-
1304	MN 999	8808-SA-19	2019	MNDOT	DISTRICTWIDE SETASIDES - CONSTRUCTION OVERRUNS & SUPP AGREE - 2019	0.00	SA	SUPP. AGREE & COST OVERRUNS	SF	2,000,000	-	-	-	2,000,000	-	-
Total										94,257,545	29,979,453	7,486,340	-	28,243,889	22,700,000	13,334,203

ATP 8 SFY 2019-2022 STATE TRANSPORTATION IMPROVEMENT PROGRAM (STIP)																
SORT BY: ATP, YEAR, TRANSIT, RAIL, LOCAL SP, MNDOT SP, SETASIDE																
SEQ#	ROUTE SYSTEM	PROJECT NUMBER (SP)	YEAR	AGENCY	PROJECT DESCRIPTION	MILE	PRGM	WORK TYPE	PROPOSED FUND	STIP TOTAL	FHWA	AC	FTA	TH	BOND	OTHER
1305	RR	42-00123	2020	MNDOT	BNSF RR, INSTALL GATES AT CSAH 13, 150TH ST, TOWNSHIP OF SHELburne, LYON COUNTY	0.00	SR	RAILROADS	RRS	240,000	216,000	-	-	-	-	24,000
1306	RR	42-00124	2020	MNDOT	BNSF RR, INSTALL GATES AT CSAH 21, BLAINE ST, FLORENCE, LYON COUNTY	0.00	SR	RAILROADS	RRS	240,000	216,000	-	-	-	-	24,000
1307	RR	87-00106	2020	MNDOT	BNSF RR, INSTALL GATES AT CSAH 39, 540TH ST, TOWNSHIP OF MINNESOTA FALLS, YELLOW MEDICINE COUNTY	0.00	SR	RAILROADS	RRS	240,000	216,000	-	-	-	-	24,000
1308	PED/BIKE	012-602-025	2020	CHIPPEWA COUNTY	ALONG CSAH 2 FROM 10TH AVE TO MAIN STREET, CONSTRUCT SIDEWALK ON E & W SIDE OF CSAH 2	0.00	EN	SIDEWALKS	STBGTAP	390,362	290,000	-	-	-	-	100,362
1309	LOCAL 999	034-070-010	2020	KANDIYOHI COUNTY	COUNTYWIDE, 6" WET REFLECTIVE GROUND-IN EDGE STRIPES	56.10	SH	STRIPING	HSIP	296,102	266,492	-	-	-	-	29,610
1310	CSAH 8	034-608-026AC	2020	KANDIYOHI COUNTY	**AC** CSAH 8, KANDIYOHI CSAH 4 TO KANDIYOHI CSAH 20, GRADING, AGGREGATE BASE, & SURFACING PLUS REPLACE BRIDGE 94102 (AC PROJECT, PAYBACK 1 OF 1)	6.30	RC	NEW PAVEMENT	STBGP	1,256,340	1,256,340	-	-	-	-	-
1311	CSAH 20	037-070-007	2020	LAC QUI PARLE COUNTY	CSAH 20, 6" EDGELINES, 2' SHOULDER, RUMBLES, & EDGE (ASSOCIATED TO SAP 037-620-020)	0.00	SH	STRIPING	HSIP	1,242,000	307,800	-	-	-	-	934,200
1312	CSAH 3	043-070-016	2020	MCLEOD COUNTY	CSAH 3 AND CSAH 15, RUMBLE STRIPES	0.00	SH	STRIPING	HSIP	248,371	223,534	-	-	-	-	24,837
1313	LOCAL 999	047-070-011	2020	MEEKER COUNTY	COUNTYWIDE, GROUND-IN REFLECTIVE MARKINGS	42.40	SH	STRIPING	HSIP	313,000	282,000	-	-	-	-	31,000
1314	CSAH 6	047-606-010	2020	MEEKER COUNTY	**AC** CSAH 6, S. OF DASSEL TO MEEKER/WRIGHT COUNTY LINE, RECONSTRUCTION WITH BITUMINOUS SURFACING (AC PROJECT, PAYBACK IN 2021)	2.50	RC	NEW PAVEMENT	STBGP	1,355,000	1,004,000	400,000	-	-	-	351,000
1315	CSAH 2	051-602-020	2020	MURRAY COUNTY	CSAH 2 BETWEEN CSAH 34 AND FULDA CITY LIMITS, CSAH 6 BETWEEN CSAH 42 AND EAST COUNTY LINE, CSAH 10 BETWEEN WEST COUNTY LINE AND TH 91, BITUMINOUS OVERLAY WITH AGGREGATE SHLDS	15.00	RS	BITUMINOUS OVERLAY	STBGP	1,305,000	1,044,000	-	-	-	-	261,000
1316	CSAH 3	051-603-016	2020	MURRAY COUNTY	CSAH 3 - MURRAY CSAH 39 TO MURRAY CSAH 42 & CSAH 40 - MN 62 TO MURRAY CSAH 3, BIT OVERLAY & AGGREGATE SHLDS	5.50	RS	BITUMINOUS OVERLAY	STBGP	495,000	396,000	-	-	-	-	99,000
1317	CSAH 10	064-610-031	2020	REDWOOD COUNTY	CSAH 10, 2.0 MILES W OF REVERE, REPLACE BRIDGE 89828 (PELL CREEK)	0.00	BR	BRIDGE REPLACEMENT	BROS	500,000	400,000	-	-	-	-	100,000
1318	PED/BIKE	065-090-002	2020	RENVILLE COUNTY	GOLF COURSE DRIVE TO HIGH SCHOOL (OLIVIA), CONSTRUCT TRAIL	0.00	EN	NEW TRAIL	STBGTAP	262,849	200,000	-	-	-	-	62,849
1319	CSAH 16	065-616-030	2020	RENVILLE COUNTY	**AC** CSAH 16, RENVILLE CSAH 2 TO MN 19, FULL DEPTH RECLAMATION, AGGREGATE BASE, & BIT SURFACING (AC PROJECT, PAYBACK IN 2021)	5.10	RD	BITUMINOUS RECLAMATION	STBGP	989,660	599,660	960,340	-	-	-	390,000

ATP 8																
SFY 2019-2022 STATE TRANSPORTATION IMPROVEMENT PROGRAM (STIP)																
SORT BY: ATP, YEAR, TRANSIT, RAIL, LOCAL SP, MNDOT SP, SETASIDE																
SEQ#	ROUTE SYSTEM	PROJECT NUMBER (SP)	YEAR	AGENCY	PROJECT DESCRIPTION	MILE	PRGM	WORK TYPE	PROPOSED FUND	STIP TOTAL	FHWA	AC	FTA	TH	BOND	OTHER
1320	PED/BIKE	175-090-006	2020	WILLMAR	LAKELAND DRIVE TO 23RD STREET (ALONG US 12) AND 300' S OF OLENA AVENUE TO US 12 (ALONG LAKELAND DRIVE) (WILLMAR), CONSTRUCT TRAIL	0.00	EN	NEW TRAIL	STBGAP	362,351	210,000	-	-	-	-	152,351
1321	MN 29	1206-91	2020	MNDOT	**SPP** MN 29, 0.9 MILES N OF US 212 (OVER CITY STREET), REPLACE BRIDGE 9287 WITH BRIDGE 12016 (TIED TO SP-1210-89)	0.30	BR	BRIDGE REPLACEMENT	NHPP	1,500,000	1,200,000	-	-	300,000	-	-
1322	MN 7	3402-24	2020	MNDOT	MN 7, US 71 TO MN 4 (COSMOS), MICRO MILL & UTBWC	17.00	RS	MILL AND OVERLAY	STBGP	2,000,000	1,600,000	-	-	400,000	-	-
1323	MN 55	3410-18M	2020	MNDOT	MN 55, STEARNS/KANDIYOHI COUNTY LINE TO KANDIYOHI/STEARNS COUNTY LINE, MILL & OVERLAY (DISTRICT 3 IS THE LEAD, DISTRICT 8'S SHARE IS \$1.727M) (TIED TO SP 7314-39)	6.00	RS	MILL AND OVERLAY	STBGP	1,727,000	1,381,600	-	-	345,400	-	-
1324	MN 4	3418-12M	2020	MNDOT	**MN234 & MN112** MN 4, MN 55 TO KANDIYOHI/STEARNS COUNTY LINE, RECLAMATION (DISTRICT 3 IS THE LEAD, DISTRICT 8'S SHARE IS \$606,554) (ASSOCIATED TO SP 7301-38)	1.80	RS	BITUMINOUS RECLAMATION	DEMO	758,193	606,554	-	-	151,639	-	-
1325	US 75	3703-25	2020	MNDOT	**17NEW**CHAP3** US 75, TWP 127 TO MN 7 (EXEMPT IN MADISON), CIR & OVERLAY PLUS ADA, CULVERT LINERS, AND GUARDRAIL	23.10	RS	BIT COLD INPLACE RECYCLING	BF	7,234,000	-	-	-	34,000	7,200,000	-
1326	MN 23	4203-50	2020	MNDOT	**SPP**AC** MN 23, 0.1 MILES N OF CSAH 24 (COTTONWOOD) TO JCT US 212 (GRANITE FALLS), MILL & CONCRETE OVERLAY, ADA, REPLACE BRIDGES 91419 (NEW BRIDGE 87X03), 91420 (NEW BRIDGE 87X04), & 91459 (NEW BRIDGE 87X05) (INCLUDES 2.9 MILES OF 4 LANE & 0.5 MILES OF ADA WORK ON US 212) (AC PROJECT, PAYBACK IN FY 2021)	17.60	RS	CONCRETE OVERLAY	NHPP	7,360,000	2,200,000	18,440,000	-	5,160,000	-	-
1327	MN 23	4203-50S	2020	MNDOT	MN 23, MN23/LYON CSAH 9 & MN 23/LYON CSAH 10, LEFT TURN LANE (2020 HSIP PROJECT)	0.40	SH	TURN LANES	HSIP	1,100,000	990,000	-	-	110,000	-	-
1328	MN 23	4207-59	2020	MNDOT	MN 23, MN23/LYON CSAH 7 (MARSHALL), CONSTRUCT SNOW FENCE	0.30	SC	OTHER	STBGP	100,000	80,000	-	-	20,000	-	-
1329	MN 15	4304-53	2020	MNDOT	**AC**SPP** MN 15, 5TH AVE SW TO 2ND AVE NE IN HUTCHINSON, RECONSTRUCT (AC PROJECT, PAYBACK IN 2021) (TIED TO SP 4304-96)	0.50	RC	URBAN RECONST.	NHPP	3,300,000	2,140,000	2,500,000	-	1,160,000	-	-
1330	MN 15	4304-96	2020	MNDOT	MN15, CSAH 115 TO 5TH AVENUE SE (HUTCHINSON), UTBWC & ADA (TIED TO SP 4304-53)	1.70	PM	BITUMINOUS OVERLAY	STBGP	1,400,000	1,120,000	-	-	280,000	-	-

ATP 8 SFY 2019-2022 STATE TRANSPORTATION IMPROVEMENT PROGRAM (STIP)																
SORT BY: ATP, YEAR, TRANSIT, RAIL, LOCAL SP, MNDOT SP, SETASIDE																
SEQ#	ROUTE SYSTEM	PROJECT NUMBER (SP)	YEAR	AGENCY	PROJECT DESCRIPTION	MILE	PRGM	WORK TYPE	PROPOSED FUND	STIP TOTAL	FHWA	AC	FTA	TH	BOND	OTHER
1331	US 12	4704-89AC	2020	MNDOT	**SPP**AC** US 12, 4TH STREET TO HOLCOMBE AVE. (LITCHFIELD) (INCLUDES WORK ON MN 22 FROM RP 142.968 TO 143.08), RECONSTRUCT (AC PROJECT, PAYBACK 1 OF 1)	0.60	RC	URBAN RECONST.	NHPP	1,000,000	1,000,000	-	-	-	-	-
1332	MN 91	5107-14AC	2020	MNDOT	**AC** MN 91, MURRAY/NOBLES COUNTY LINE TO MN 30 (LAKE WILSON), MILL & OVERLAY PLUS REPLACE BRIDGES #6753 (NEW BRIDGE 51X02) (CHANARAMBIE CREEK X-ING), #8759 (NEW BRIDGE 51X03) (DITCH X-ING), & #6754 (NEW BRIDGE 51X04) (DITCH X-ING) (AC PROJECT, PAYBACK 1 OF 1)	10.20	RS	MILL AND OVERLAY	STBGP	1,950,000	1,950,000	-	-	-	-	-
1333	MN 91	5108-12AC	2020	MNDOT	**AC** MN 91, MN 30 (LAKE WILSON) TO MN 23, MILL & OVERLAY PLUS REPLACE BRIDGE #9094 WITH BRIDGE 42X07 (DITCH CROSSING), ADA (AC PROJECT, PAYBACK 1 OF 1)	22.70	RS	MILL AND OVERLAY	STBGP	3,180,000	3,180,000	-	-	-	-	-
1334	US 75	5906-42	2020	MNDOT	US 75, 0.1 MILES N OF N JCT MN 23 (PIPESTONE), REPLACE BRIDGE #6572 (OVER DITCH) WITH NEW BRIDGE #59011	0.30	BR	BRIDGE REPLACEMENT	STBGP	1,300,000	1,040,000	-	-	260,000	-	-
1335	MN 999	8828-197	2020	MNDOT	DISTRICTWIDE, HIRE CONTRACTOR TO INSTALL SIGNS	0.00	RX	SIGNING	STBGP	1,100,000	880,000	-	-	220,000	-	-
1336	MN 999	8828-203	2020	MNDOT	DISTRICTWIDE, BRIDGE PREVENTIVE MAINTENANCE	0.00	BI	BRIDGE REPAIR	SF	125,000	-	-	-	125,000	-	-
1337	MN 999	8828-211	2020	MNDOT	**ELLA** DISTRICTWIDE, CPR	0.00	RS	CONCRETE PAVEMENT REPAIR	STBGP	1,000,000	800,000	-	-	200,000	-	-
1338	MN 999	8808-AM-20	2020	MNDOT	DISTRICTWIDE SETASIDE - LOCAL PARTNERSHIP PROGRAM - 2020	0.00	AM	COOP CONST AGREEMENT	SF	900,000	-	-	-	900,000	-	-
1339	MN 999	8808-CA-20	2020	MNDOT	DISTRICTWIDE SETASIDES - CONSULTANT AGREEMENTS - 2020	0.00	CA	MISC. AGREEMENT	SF	4,300,000	-	-	-	4,300,000	-	-
1340	MN 999	8808-CA-20A	2020	MNDOT	**17NEW** DISTRICTWIDE SETASIDES - PROJECT DELIVERY - 2020	0.00	CA	MISC. AGREEMENT	SF	1,800,000	-	-	-	1,800,000	-	-
1341	MN 999	8808-MA-20	2020	MNDOT	DISTRICTWIDE SETASIDES - MISC. AGREEMENTS - 2020	0.00	MA	MISC. AGREEMENT	SF	250,000	-	-	-	250,000	-	-
1342	MN 999	8808-PD-20	2020	MNDOT	DISTRICTWIDE SETASIDE - INTERNAL PROJECT DELIVERY - 2020	0.00	CA	MISC. AGREEMENT	SF	1,400,000	-	-	-	1,400,000	-	-
1343	MN 999	8808-PM-20	2020	MNDOT	DISTRICTWIDE SETASIDES - PREVENTIVE MAINTENANCE - 2020	0.00	PM	PREVENTIVE MAINTENANCE	SF	1,566,446	-	-	-	1,566,446	-	-
1344	MN 999	8808-RB-20	2020	MNDOT	DISTRICTWIDE SETASIDES - LANDSCAPE PARTNERSHIP PROGRAM - 2020	0.00	RB	LANDSCAPE PARTNERSHIP	SF	40,000	-	-	-	40,000	-	-
1345	MN 999	8808-RW-20	2020	MNDOT	DISTRICTWIDE SETASIDES - RIGHT OF WAY - 2020	0.00	RW	RIGHT OF WAY PURCHASE	SF	600,000	-	-	-	600,000	-	-
1346	MN 999	8808-RX-20	2020	MNDOT	DISTRICTWIDE SETASIDES - ROAD REPAIR - 2020	0.00	RX	BARC	SF	2,250,000	-	-	-	2,250,000	-	-
1347	MN 999	8808-SA-20	2020	MNDOT	DISTRICTWIDE SETASIDES - CONSTRUCTION OVERRUNS & SUPP AGREE - 2020	0.00	SA	SUPP. AGREE & COST OVERRUNS	SF	2,500,000	-	-	-	2,500,000	-	-

ATP 8																
SFY 2019-2022 STATE TRANSPORTATION IMPROVEMENT PROGRAM (STIP)																
SORT BY: ATP, YEAR, TRANSIT, RAIL, LOCAL SP, MNDOT SP, SETASIDE																
SEQ#	ROUTE SYSTEM	PROJECT NUMBER (SP)	YEAR	AGENCY	PROJECT DESCRIPTION	MILE	PRGM	WORK TYPE	PROPOSED FUND	STIP TOTAL	FHWA	AC	FTA	TH	BOND	OTHER
1348	LOCAL 999	8808-SHL-20	2020	DISTRICTWIDE	DISTRICTWIDE LOCAL SETASIDES - HSIP - 2020	0.00	SH	HSIP	HSIP	244,638	220,174	-	-	-	-	24,464
Total										61,721,312	27,516,154	22,300,340	-	24,372,485	7,200,000	2,632,673

ATP 8																
SFY 2019-2022 STATE TRANSPORTATION IMPROVEMENT PROGRAM (STIP)																
SORT BY: ATP, YEAR, TRANSIT, RAIL, LOCAL SP, MNDOT SP, SETASIDE																
SEQ#	ROUTE SYSTEM	PROJECT NUMBER (SP)	YEAR	AGENCY	PROJECT DESCRIPTION	MILE	PRGM	WORK TYPE	PROPOSED FUND	STIP TOTAL	FHWA	AC	FTA	TH	BOND	OTHER
1349	PED/BIKE	034-090-003AC	2021	KANDIYOHI COUNTY	**AC** CSAH 4, 49TH AVE NE TO DIAMOND SHORES ROAD (AROUND DIAMOND LAKE), CONSTRUCT BIKE/PED TRAIL (AC PROJECT, PAYBACK 1 OF 1)	2.40	EN	NEW TRAIL	STBG TAP	100,000	100,000	-	-	-	-	-
1350	CSAH 8	034-608-027	2021	KANDIYOHI COUNTY	CSAH 8, KANDIYOHI CITY LIMITS TO CSAH 10, BIT OVERLAY	6.40	RS	BITUMINOUS OVERLAY	STBGP	1,250,000	1,000,000	-	-	-	-	250,000
1351	LOCAL 999	042-070-012	2021	LYON COUNTY	COUNTYWIDE, DURABLE EPOXY PAVEMENT MARKINGS	95.10	SH	STRIPING	HSIP	408,623	350,000	-	-	-	-	58,623
1352	CSAH 2	042-602-032	2021	LYON COUNTY	**AC** CSAH 2, LINCOLN/LYON COUNTY LINE TO LYON/REDWOOD COUNTY LINE, BIT OVERLAY (AC PROJECT, PAYBACK IN 2022)	23.30	RS	BITUMINOUS OVERLAY	STBGP	2,030,535	1,459,660	823,840	-	-	-	570,875
1353	LOCAL 999	043-070-015	2021	MCLEOD COUNTY	COUNTYWIDE, 6" EDGELINE STRIPING	0.00	SH	STRIPING	HSIP	61,776	55,598	-	-	-	-	6,178
1354	CSAH 6	047-606-010AC	2021	MEEKER COUNTY	**AC** CSAH 6, S. OF DASSEL TO MEEKER/WRIGHT COUNTY LINE, RECONSTRUCTION WITH BITUMINOUS SURFACING (AC PROJECT, PAYBACK 1 OF 1)	2.50	RC	NEW PAVEMENT	STBGP	400,000	400,000	-	-	-	-	-
1355	PED/BIKE	059-090-001	2021	PIPESTONE COUNTY	INDIAN LAKES TRAIL (PHASE 3), CONSTRUCT TRAIL	0.70	EN	IMPROVE EXISTING TRAIL	STBG TAP	849,668	600,000	-	-	-	-	249,668
1356	LOCAL 999	065-070-011	2021	RENVILLE COUNTY	COUNTYWIDE, 6" EDGELINES	128.20	SH	STRIPING	HSIP	83,330	74,997	-	-	-	-	8,333
1357	CSAH 16	065-616-030AC	2021	RENVILLE COUNTY	**AC** CSAH 16, RENVILLE CSAH 2 TO MN 19, FULL DEPTH RECLAMATION, AGGREGATE BASE, & BIT SURFACING (AC PROJECT, PAYBACK 1 OF 1)	5.10	RD	BITUMINOUS RECLAMATION	STBGP	960,340	960,340	-	-	-	-	-
1358	MSAS 109	226-109-002	2021	GLENCOE	MSAS 109 (10TH STREET), HENNIPIN AVENUE TO MORNINGSIDE AVENUE (GLENCOE), RECONSTRUCTION	1.00	RC	URBAN RECONST.	STBGP	600,000	480,000	-	-	-	-	120,000
1359	MN 40	3409-19	2021	MNDOT	MN 40, 0.12 MILES E. OF CHIPPEWA/KANDIYOHI COUNTY LINE, REPLACE BRIDGE #91681 (DITCH X-ING) & 2.4 MILES E. OF MN 277, REPLACE BRIDGE #6864 WITH BRIDGE 12X03 (COUNTY DITCH X-ING) (INCLUDES WORK ON MN 29 @ RP 12.13, REPLACE CULVERT)	0.80	BR	BRIDGE REPLACEMENT	STBGP	1,400,000	1,120,000	-	-	280,000	-	-
1360	US 71	3412-73	2021	MNDOT	US 71, US 71 & CR 90 (WILLMAR), J-TURN (ALSO INCLUDES WORK ON MN 994A BY THE INTERSECTION OF CSAH 24, SIDEWALK AND LEFT TURN LANE)	0.30	SH	CHANNELIZATION	HSIP	1,000,000	900,000	-	-	-	100,000	-
1361	MN 23	4203-50AC	2021	MNDOT	**AC**SPP** MN 23, 0.1 MILES N OF CSAH 24 (COTTONWOOD) TO JCT US 212 (GRANITE FALLS), MILL & CONCRETE OVERLAY, ADA, REPLACE BRIDGES 91419 (NEW BRIDGE 87X03), 91420 (NEW BRIDGE 87X05), & 91459 (NEW BRIDGE 87X05) (INCLUDES 2.9 MILES OF 4 LANE & 0.5 MILES OF ADA WORK ON US 212) (AC PROJECT, PAYBACK 1 OF 1)	17.60	RS	CONCRETE OVERLAY	NHPP	18,440,000	18,440,000	-	-	-	-	-

ATP 8 SFY 2019-2022 STATE TRANSPORTATION IMPROVEMENT PROGRAM (STIP)																
SORT BY: ATP, YEAR, TRANSIT, RAIL, LOCAL SP, MNDOT SP, SETASIDE																
SEQ#	ROUTE SYSTEM	PROJECT NUMBER (SP)	YEAR	AGENCY	PROJECT DESCRIPTION	MILE	PRGM	WORK TYPE	PROPOSED FUND	STIP TOTAL	FHWA	AC	FTA	TH	BOND	OTHER
1362	MN 68	4210-49	2021	MNDOT	**AC** MN 68, MINNEOTA TO MARSHALL, SHOULDER WIDENING (27+00.029 TO 37+00.987) & CULVERT/BRIDGES (5324, 5629, 8323, 6220, & 6222) PLUS CULVERTS @15+00.29 & 15+00.993 (AC PROJECT, PAYBACK IN FY 2022)	11.00	SC	SHOULDER WIDENING	STBGP	3,480,000	1,900,000	4,420,000	-	1,580,000	-	-
1363	MN 15	4304-53AC	2021	MNDOT	**AC**SPP** MN 15, 5TH AVE SW TO 2ND AVE NE IN HUTCHINSON, RECONSTRUCT (AC PROJECT, PAYBACK 1 OF 1) (TIED TO SP 4304-96)	0.50	RC	URBAN RECONST.	NHPP	2,500,000	2,500,000	-	-	-	-	-
1364	MN 30	5103-91	2021	MNDOT	**AC** MN 30, 0.1 MILES E. OF US 59 TO MURRAY/COTTONWOOD COUNTY LINE, MILL & OVERLAY PLUS SCARIFY & LOW SLUMP OVERLAY OF BRIDGE #6782 (OVER DES MOINES RIVER) (AC PROJECT, PAYBACK IN 2022)	14.40	RS	MILL AND OVERLAY	STBGP	2,000,000	1,200,000	2,000,000	-	800,000	-	-
1365	MN 19	6403-37	2021	MNDOT	**SPP** MN 19, 0.2 MILES W. OF W. JCT US 71, SCARIFY & LOW SLUMP OVERLAY ON BRIDGE 5133 (REDWOOD RIVER X-ING)	0.30	BI	BRIDGE DECK OVERLAY	NHPP	380,000	304,000	-	-	76,000	-	-
1366	US 71	6405-68	2021	MNDOT	**SPP** US 71, 2.8 MILES S OF US 14 (OVER COTTONWOOD RIVER), REPLACE BRIDGE 5543	0.30	BR	BRIDGE REPLACEMENT	NHPP	3,000,000	2,400,000	-	-	600,000	-	-
1367	US 212	6510-67	2021	MNDOT	**17NEW**CHAP3**SPP** US 212, 2.3 MILES E. OF MN 23 TO CSAH 6 (RENVILLE), UNBONDED CONCRETE OVERLAY PLUS RECONSTRUCT IN SACRED HEART	6.90	RS	CONCRETE OVERLAY	BF	19,785,000	-	-	-	485,000	19,300,000	-
1368	MN 999	8828-222	2021	MNDOT	DISTRICTWIDE ADA	0.00	SC	PED RAMPS (ADA IMP)	SF	1,100,000	-	-	-	1,100,000	-	-
1369	MN 999	8828-223	2021	MNDOT	DISTRICTWIDE MICRO MILL & UTBWC: US 59 - CSAH 33 (MARSHALL) TO CSAH 3 TH 68 - 0.1 MILES W. OF CHANNEL PARKWAY (BR. 42002) TO JCT. US 59 TH 19 - E. JCT. MN 23 TO 0.2 MILES E. OF 280TH AVE.	0.00	PM	MILL AND OVERLAY	SF	2,500,000	-	-	-	2,500,000	-	-
1370	MN 999	8808-AM-21	2021	MNDOT	DISTRICTWIDE SETASIDE - LOCAL PARTNERSHIP PROGRAM - 2021	0.00	AM	COOP CONST AGREEMENT	SF	900,000	-	-	-	900,000	-	-
1371	MN 999	8808-CA-21	2021	MNDOT	DISTRICTWIDE SETASIDES - CONSULTANT AGREEMENTS - 2021	0.00	CA	MISC. AGREEMENT	SF	4,800,000	-	-	-	4,800,000	-	-
1372	MN 999	8808-CA-21A	2021	MNDOT	**17NEW** DISTRICTWIDE SETASIDES - PROJECT DELIVERY - 2021	0.00	CA	MISC. AGREEMENT	SF	2,300,000	-	-	-	2,300,000	-	-
1373	MN 999	8808-MA-21	2021	MNDOT	DISTRICTWIDE SETASIDES - MISC. AGREEMENTS - 2021	0.00	MA	MISC. AGREEMENT	SF	650,000	-	-	-	650,000	-	-
1374	MN 999	8808-PD-21	2021	MNDOT	DISTRICTWIDE SETASIDE - INTERNAL PROJECT DELIVERY - 2021	0.00	CA	MISC. AGREEMENT	SF	1,400,000	-	-	-	1,400,000	-	-
1375	MN 999	8808-PM-21	2021	MNDOT	DISTRICTWIDE SETASIDES - PREVENTIVE MAINTENANCE - 2021	0.00	PM	PREVENTIVE MAINTENANCE	SF	4,050,000	-	-	-	4,050,000	-	-

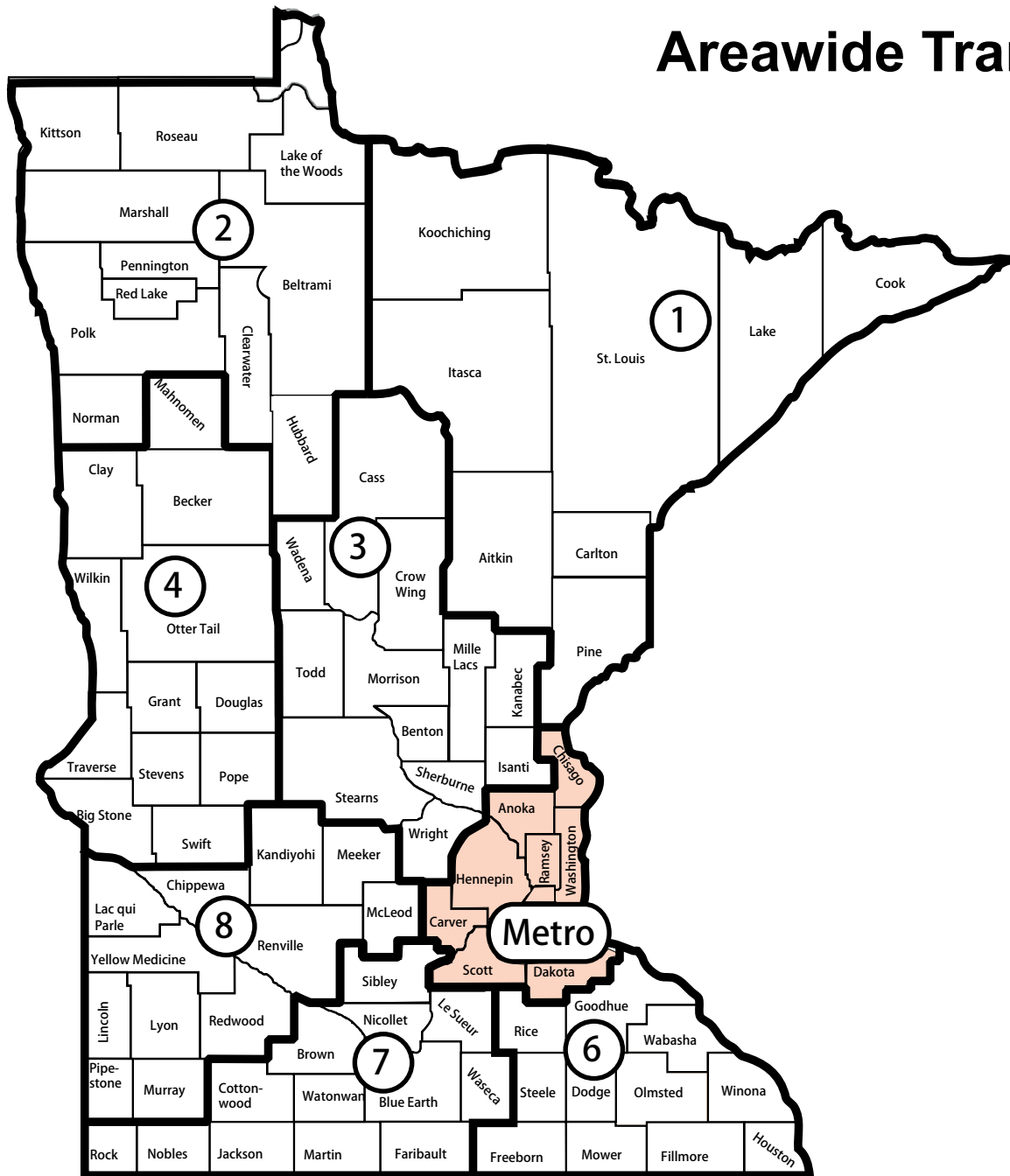
ATP 8																
SFY 2019-2022 STATE TRANSPORTATION IMPROVEMENT PROGRAM (STIP)																
SORT BY: ATP, YEAR, TRANSIT, RAIL, LOCAL SP, MNDOT SP, SETASIDE																
SEQ#	ROUTE SYSTEM	PROJECT NUMBER (SP)	YEAR	AGENCY	PROJECT DESCRIPTION	MILE	PRGM	WORK TYPE	PROPOSED FUND	STIP TOTAL	FHWA	AC	FTA	TH	BOND	OTHER
1376	MN 999	8808-RB-21	2021	MNDOT	DISTRICTWIDE SETASIDES - LANDSCAPE PARTNERSHIP PROGRAM - 2021	0.00	RB	LANDSCAPE PARTNERSHIP	SF	40,000	-	-	-	40,000	-	-
1377	MN 999	8808-RW-21	2021	MNDOT	DISTRICTWIDE SETASIDES - RIGHT OF WAY - 2021	0.00	RW	RIGHT OF WAY PURCHASE	SF	500,000	-	-	-	500,000	-	-
1378	MN 999	8808-RX-21	2021	MNDOT	DISTRICTWIDE SETASIDES - ROAD REPAIR - 2021	0.00	RX	BARC	SF	2,000,000	-	-	-	2,000,000	-	-
1379	MN 999	8808-SA-21	2021	MNDOT	DISTRICTWIDE SETASIDES - CONSTRUCTION OVERRUNS & SUPP AGREE - 2021	0.00	SA	SUPP. AGREE & COST OVERRUNS	SF	2,700,000	-	-	-	2,700,000	-	-
1380	LOCAL 999	8808-SHL-21	2021	DISTRICTWIDE	DISTRICTWIDE LOCAL SETASIDES - HSIP - 2021	0.00	SH	HSIP	HSIP	577,117	519,405	-	-	-	-	57,712
1381	MN 999	8808-SHS-21	2021	DISTRICTWIDE	DISTRICTWIDE SETASIDES - HSIP - 2021	0.00	SH	SAFETY	HSIP	222,222	200,000	-	-	22,222	-	-
Total										82,468,611	34,964,000	7,243,840	-	26,883,222	19,300,000	1,321,389

ATP 8																
SFY 2019-2022 STATE TRANSPORTATION IMPROVEMENT PROGRAM (STIP)																
SORT BY: ATP, YEAR, TRANSIT, RAIL, LOCAL SP, MNDOT SP, SETASIDE																
SEQ#	ROUTE SYSTEM	PROJECT NUMBER (SP)	YEAR	AGENCY	PROJECT DESCRIPTION	MILE	PRGM	WORK TYPE	PROPOSED FUND	STIP TOTAL	FHWA	AC	FTA	TH	BOND	OTHER
1382	LOCAL 999	042-070-014	2022	LYON COUNTY	COUNTYWIDE, 6" EDGELINE STRIPING	0.00	SH	STRIPING	HSIP	388,889	350,000	-	-	-	-	38,889
1383	CSAH 2	042-602-032AC	2022	LYON COUNTY	**AC** CSAH 2, LINCOLN/LYON COUNTY LINE TO LYON/REDWOOD COUNTY LINE, BIT OVERLAY (AC PROJECT, AC PAYBACK 1 OF 1)	23.30	RS	BITUMINOUS OVERLAY	STBGP	823,840	823,840	-	-	-	-	-
1384	CSAH 1	043-601-011	2022	MCLEOD COUNTY	CSAH 1, MCLEOD/SIBLEY COUNTY LINE TO CSAH 3, CONCRETE OVERLAY	5.00	RS	CONCRETE OVERLAY	STBGP	3,250,000	2,600,000	-	-	-	-	650,000
1385	PED/BIKE	047-591-001	2022	MEEKER COUNTY	CITY OF DASSEL, PEDESTRIAN IMPROVEMENTS (SIDEWALK & SIGNS)	0.00	EN	SIDEWALKS	STBGTAP	274,400	219,520	-	-	-	-	54,880
1386	CSAH 1	064-601-014	2022	REDWOOD COUNTY	CSAH 1, MN 19 TO MN 67, RESURFACING, PAVE SHOULDER, & INTERSECTION IMPROVEMENTS	1.70	RS	BITUMINOUS OVERLAY	STBGP	574,557	459,646	-	-	-	-	114,911
1387	CSAH 24	064-624-006	2022	REDWOOD COUNTY	**AC** CSAH 24, MN 67 TO CSAH 2, RESURFACING, PAVE SHOULDER, & INTERSECTION IMPROVEMENTS (AC PROJECT, PAYBACK IN 2023)	5.10	RS	BITUMINOUS OVERLAY	STBGP	932,439	416,514	1,647,184	-	-	-	515,925
1388	CR 56	065-598-018	2022	RENVILLE COUNTY	CR 56, REPLACE BRIDGE #94074 WITH #65566 OVER JUDICIAL DITCH 15, 1.7 MILES N OF US 212	0.20	BR	BRIDGE REPLACEMENT	BROS	574,285	431,306	-	-	-	-	142,979
1389	PED/BIKE	139-591-001	2022	CITY OF MARSHALL	CITY OF MARSHALL, PEDESTRIAN IMPROVEMENTS (SIDEWALK & SIGNS)	0.00	EN	SIDEWALKS	STBGTAP	424,800	339,840	-	-	-	-	84,960
1390	US 12	3403-70	2022	MNDOT	US 12, 0.5 MI E OF CSAH 1 (PENNOCK) TO 1.1 MILES E. OF CSAH 5 (W. END BR #5526), MILL & OVERLAY	3.40	RS	MILL AND OVERLAY	NHPP	1,500,000	1,200,000	-	-	300,000	-	-
1391	US 12	3403-81	2022	MNDOT	US 12, 6TH STREET EAST TO 24TH STREET (WILLMAR), MEDIUM MILL & OVERLAY	1.30	RS	MILL AND OVERLAY	NHPP	550,000	440,000	-	-	110,000	-	-
1392	MN 23	3408-90	2022	MNDOT	**SEC164** MN 23, JCT OF MN 23 & MN 9, CONSTRUCT A REDUCED CONFLICT INTERSECTION (WORK ON MN 9 FROM 1000' W. OF MN 23 TO JCT MN 23)	0.60	SH	CHANNELIZATION	HSIP	1,000,000	1,000,000	-	-	-	-	-
1393	MN 271	4110-14	2022	MNDOT	MN 271, MN 19 TO RAILROAD STREET (HENDRICKS), RECLAIM & OVERLAY MAPLE STREET (HENDRICKS) TO STATE LINE, THIN M&O	8.20	RS	BITUMINOUS RECLAMATION	SF	1,800,000	-	-	-	1,800,000	-	-
1394	US 59	4208-60	2022	MNDOT	US 59, 0.3 MILES N. OF N. JCT MN 30 TO US 14 & 0.3 MILES N. OF CSAH 6 TO MN 23, MAJOR CPR & DIAMOND GRINDING	13.00	RS	CONCRETE PAVEMENT REPAIR	NHPP	5,200,000	4,160,000	-	-	1,040,000	-	-
1395	US 59	4209-27	2022	MNDOT	US 59, 5.6 MILES N. OF MARSHALL, REPLACE BRIDGES 8886 (STREAM X-ING) & 8887 (DITCH X-ING)	0.50	RS	BRIDGE REPLACEMENT	SF	1,300,000	-	-	-	1,300,000	-	-

ATP 8																
SFY 2019-2022 STATE TRANSPORTATION IMPROVEMENT PROGRAM (STIP)																
SORT BY: ATP, YEAR, TRANSIT, RAIL, LOCAL SP, MNDOT SP, SETASIDE																
SEQ#	ROUTE SYSTEM	PROJECT NUMBER (SP)	YEAR	AGENCY	PROJECT DESCRIPTION	MILE	PRGM	WORK TYPE	PROPOSED FUND	STIP TOTAL	FHWA	AC	FTA	TH	BOND	OTHER
1396	MN 68	4210-49AC	2022	MNDOT	**AC** MN 68, MINNEOTA TO MARSHALL, SHOULDER WIDENING (27+00.029 TO 37+00.987) & CULVERT/BRIDGES (5324, 5629, 8323, 6220, & 6222) PLUS CULVERTS @15+00.29 & 15+00.993 (AC PAYBACK, 1 OF 1)	11.00	SC	SHOULDER WIDENING	STBGP	4,420,000	4,420,000	-	-	-	-	-
1397	MN 68	4210-56	2022	MNDOT	MN 68, N. GRANT ST. IN MINNEOTA TO 0.1 MILES W. OF CHANNEL PARKWAY (BR. 42002) (EXEMPT IN GHENT), UTBWC	10.90	RS	BITUMINOUS OVERLAY	SF	1,900,000	-	-	-	1,900,000	-	-
1398	MN 22	4307-47	2022	MNDOT	MN 22, US 212 TO CEDAR AVENUE (GLENCOE), MEDIUM MILL & OVERLAY PLUS ADA	1.50	RS	MILL AND OVERLAY	NHPP	2,400,000	1,920,000	-	-	480,000	-	-
1399	US 212	4309-33	2022	MNDOT	US 212, 0.1 MILES E. OF CSAH 16 TO 0.2 MILES W. OF W. JCT MN 22, UTBWC	28.00	RS	BITUMINOUS OVERLAY	NHPP	4,900,000	3,920,000	-	-	980,000	-	-
1400	US 212	4310-93	2022	MNDOT	US 212, JCT OF US 212 & CSAH 1, CONSTRUCT A REDUCED CONFLICT INTERSECTION (2022 HSIP)	0.40	SH	CHANNELIZATION	HSIP	1,111,111	1,000,000	-	-	111,111	-	-
1401	MN 4	4701-32	2022	MNDOT	NORTHERN CROSS AVE (COSMOS) TO 0.5 MI N OF TWP 243; RECLAIM AND BITUMINOUS OVERLAY	9.00	RD	BITUMINOUS RECLAMATION	SF	4,300,000	-	-	-	4,300,000	-	-
1402	MN 30	5103-91AC	2022	MNDOT	**AC** MN 30, 0.1 MILES E. OF US 59 TO MURRAY/COTTONWOOD COUNTY LINE, MILL & OVERLAY PLUS SCARIFY & LOW SLUMP OVERLAY OF BRIDGE #6782 (OVER DES MOINES RIVER) (AC PROJECT, PAYBACK 1 OF 1)	14.40	RS	MILL AND OVERLAY	STBGP	2,000,000	2,000,000	-	-	-	-	-
1403	US 71	6508-69	2022	MNDOT	US 71, VIKING DRIVE IN OLIVIA TO E. JCT. US 212, MEDIUM MILL & OVERLAY PLUS ADA	0.70	RS	MILL AND OVERLAY	NHPP	500,000	400,000	-	-	100,000	-	-
1404	US 212	6512-15	2022	MNDOT	US 212 - E. JCT. CSAH 8 (BUFFALO LAKE) TO JCT. TH 15 & MN 68 - N. GRANT ST. IN MINNEOTA TO MARSHALL (EXEMPT IN GHENT), HOT INPLACE RECYCLE	23.10	RS		NHPP	1,100,000	880,000	-	-	220,000	-	-
1405	US 212	6512-15P	2022	MNDOT	US 212 - E. JCT. CSAH 8 (BUFFALO LAKE) TO JCT. TH 15 & MN 68 - N. GRANT ST. IN MINNEOTA TO MARSHALL (EXEMPT IN GHENT), HOT INPLACE RECYCLE	23.10	RS		STBGP	1,000,000	800,000	-	-	200,000	-	-
1406	MN 999	8828-139	2022	MNDOT	DISTRICTWIDE CULVERT REPAIRS	0.00	DR	CULVERT REHAB	SF	800,000	-	-	-	800,000	-	-
1407	MN 999	8828-213	2022	MNDOT	DISTRICTWIDE HIRE CONTRACTOR TO INSTALL SIGNS	0.00	RX	SIGNING	SF	900,000	-	-	-	900,000	-	-
1408	MN 999	8828-224	2022	MNDOT	DISTRICTWIDE, BRIDGE PREVENTIVE MAINTENANCE	0.00	BI	BRIDGE REPAIR	SF	150,000	-	-	-	150,000	-	-
1409	MN 999	8808-AM-22	2022	MNDOT	DISTRICTWIDE SETASIDE - LOCAL PARTNERSHIP PROGRAM - 2022	0.00	AM	COOP CONST AGREEMENT	SF	900,000	-	-	-	900,000	-	-
1410	MN 999	8808-CA-22	2022	MNDOT	DISTRICTWIDE SETASIDES - CONSULTANT AGREEMENTS - 2022	0.00	CA	MISC. AGREEMENT	SF	3,400,000	-	-	-	3,400,000	-	-
1411	MN 999	8808-CA-22A	2022	MNDOT	**17NEW** DISTRICTWIDE SETASIDES - PROJECT DELIVERY - 2022	0.00	CA	MISC. AGREEMENT	SF	900,000	-	-	-	900,000	-	-

ATP 8																
SFY 2019-2022 STATE TRANSPORTATION IMPROVEMENT PROGRAM (STIP)																
SORT BY: ATP, YEAR, TRANSIT, RAIL, LOCAL SP, MNDOT SP, SETASIDE																
SEQ#	ROUTE SYSTEM	PROJECT NUMBER (SP)	YEAR	AGENCY	PROJECT DESCRIPTION	MILE	PRGM	WORK TYPE	PROPOSED FUND	STIP TOTAL	FHWA	AC	FTA	TH	BOND	OTHER
1412	MN 999	8808-MA-22	2022	MNDOT	DISTRICTWIDE SETASIDES - MISC. AGREEMENTS - 2022	0.00	MA	MISC. AGREEMENT	SF	150,000	-	-	-	150,000	-	-
1413	MN 999	8808-PD-22	2022	MNDOT	DISTRICTWIDE SETASIDE - INTERNAL PROJECT DELIVERY - 2022	0.00	CA	MISC. AGREEMENT	SF	1,400,000	-	-	-	1,400,000	-	-
1414	MN 999	8808-PM-22	2022	MNDOT	DISTRICTWIDE SETASIDES - PREVENTIVE MAINTENANCE - 2022	0.00	PM	PREVENTIVE MAINTENANCE	SF	450,000	-	-	-	450,000	-	-
1415	MN 999	8808-RB-22	2022	MNDOT	DISTRICTWIDE SETASIDES - LANDSCAPE PARTNERSHIP PROGRAM - 2022	0.00	RB	LANDSCAPE PARTNERSHIP	SF	40,000	-	-	-	40,000	-	-
1416	MN 999	8808-RW-22	2022	MNDOT	DISTRICTWIDE SETASIDES - RIGHT OF WAY - 2022	0.00	RW	RIGHT OF WAY PURCHASE	SF	300,000	-	-	-	300,000	-	-
1417	MN 999	8808-RX-22	2022	MNDOT	DISTRICTWIDE SETASIDES - ROAD REPAIR - 2022	0.00	RX	BARC	SF	2,200,000	-	-	-	2,200,000	-	-
1418	MN 999	8808-SA-22	2022	MNDOT	DISTRICTWIDE SETASIDES - CONSTRUCTION OVERRUNS & SUPP AGREE - 2022	0.00	SA	SUPP. AGREE & COST OVERRUNS	SF	1,800,000	-	-	-	1,800,000	-	-
1419	LOCAL 999	8808-SHL-22	2022	DISTRICTWIDE	DISTRICTWIDE LOCAL SETASIDES - HSIP - 2022	0.00	SH	HSIP	HSIP	722,222	650,000	-	-	-	-	72,222
1420	PED/BIKE	8808-TA-22	2022	DISTRICTWIDE	DISTRICTWIDE SETASIDES - TA - 2022	0.00	EN	SIDEWALKS	STBGTAP	175,800	140,640	-	-	-	-	35,160
Total										56,512,343	28,571,306	1,647,184	-	26,231,111	-	1,709,926

Areawide Transportation Partnership (ATP) Boundaries



METRO DISTRICT

Scott McBride
Metro District Engineer
(651) 234-7703
Waters Edge Building
1500 W County Road B-2
Roseville, Minnesota 55113-3174
General Information: (651) 234-7500

ATP METRO		SFY 2019-2022 STATE TRANSPORTATION IMPROVEMENT PROGRAM (STIP)														
SORT BY: ATP, YEAR, TRANSIT, RAIL, LOCAL SP, MNDOT SP, SETASIDE																
SEQ#	ROUTE SYSTEM	PROJECT NUMBER (SP)	YEAR	AGENCY	PROJECT DESCRIPTION	MILE	PRGM	WORK TYPE	PROPOSED FUND	STIP TOTAL	FHWA	AC	FTA	TH	BOND	OTHER
1421	BB	TRF-TCMT-19AA	2019	MET COUNCIL-MT	SECT 5337: TWIN CITIES MET COUNCIL MT-CAPITAL LEASE-TIRES	0.00	GR	TRANSIT OPERATIONS	FTA	3,581,379	-	-	2,865,103	-	-	716,276
1422	BB	TRF-TCMT-19AC	2019	MET COUNCIL-MT	SECT 5307: TWIN CITIES MET COUNCIL MT-TRANSIT BUSINESS COMPUTER HW & SW	0.00	B9	TRANSIT OPERATIONS	FTA	2,271,000	-	-	1,816,800	-	-	454,200
1423	BB	TRF-TCMT-19AD	2019	MET COUNCIL-MT	SECT 5307: TWIN CITIES MET COUNCIL MT-BUS ACQUISITION	0.00	B9	TRANSIT VEHICLE PURCHASE	FTA	12,279,240	-	-	9,823,392	-	-	2,455,848
1424	BB	TRF-TCMT-19AE	2019	MET COUNCIL-MT	SECT 5339: TWIN CITIES MET COUNCIL MT-BUS ACQUISITION	0.00	BB	TRANSIT VEHICLE PURCHASE	FTA	11,634,220	-	-	9,889,087	-	-	1,745,133
1425	BB	TRF-TCMT-19AF	2019	MET COUNCIL-MT	SECT 5307: TWIN CITIES MET COUNCIL MT-BUS AND RAIL SUPPORT FACILITY REHAB AND RENOVATE: HOISTS, EQUIPMENT, FACILITY APPURTENANCES, ROOF, NEW INITIATIVES	0.00	B9	TRANSIT GRANT CAP IMP (NON-VEHICLE)	FTA	1,645,430	-	-	1,316,344	-	-	329,086
1426	BB	TRF-TCMT-19AM	2019	MET COUNCIL-MT	SECT 5337: TWIN CITIES MET COUNCIL MT-BUS AND RAIL SUPPORT FACILITY REHAB AND RENOVATE: HOISTS, EQUIPMENT, FACILITY APPURTENANCES, ROOF REFURBISHMENT	0.00	GR	TRANSIT GRANT CAP IMP (NON-VEHICLE)	FTA	2,050,000	-	-	1,640,000	-	-	410,000
1427	BB	TRF-TCMT-19AR	2019	MET COUNCIL-MT	SECT 5337: TWIN CITIES MET COUNCIL MT - RAIL PUBLIC FACILITIES MAINTENANCE AND REHAB INITIATIVES: SIGNS, LIGHTS, SECURITY, HEAT	0.00	GR	TRANSIT GRANT CAP IMP (NON-VEHICLE)	FTA	1,750,000	-	-	1,400,000	-	-	350,000
1428	BB	TRF-TCMT-19AT	2019	MET COUNCIL-MT	SECT 5337: TWIN CITIES MET COUNCIL MT-ASSOCIATED CAPITAL MAINTENANCE-BUS	0.00	GR	TRANSIT OPERATIONS	FTA	1,562,726	-	-	1,250,181	-	-	312,545
1429	BB	TRF-TCMT-19AU	2019	MET COUNCIL-MT	SECT 5307: TWIN CITIES MET COUNCIL MT-D LINE ARTERIAL BUS RAPID TRANSIT LINE DESIGN AND ENGINEERING	0.00	B9	TRANSIT GRANT CAP IMP (NON-VEHICLE)	FTA	10,250,000	-	-	8,200,000	-	-	2,050,000
1430	BB	TRF-TCMT-19AV	2019	MET COUNCIL-MT	SECT 5307: TWIN CITIES MET COUNCIL MT-FACILITIES ENERGY ENHANCEMENTS AND NEW ENERGY INITIATIVES	0.00	B9	TRANSIT OPERATIONS	FTA	3,000,000	-	-	2,400,000	-	-	600,000
1431	BB	TRF-TCMT-19B	2019	MET COUNCIL-MT	SECT 5307: TWIN CITIES MET COUNCIL MT-BUS AND RAIL OPERATIONS COMMUNICATIONS AND CONTROL CAPITAL EQUIPMENT, HARDWARE AND SOFTWARE REPLACEMENT AND EXPANSION, ADVANCE SCHEDULE PLANNING SOFTWARE, CUSTOMER REAL-TIME SOFTWARE	0.00	B9	TRANSIT GRANT CAP IMP (NON-VEHICLE)	FTA	2,600,000	-	-	2,080,000	-	-	520,000
1432	BB	TRF-TCMT-19D	2019	MET COUNCIL-MT	SECT 5337: TWIN CITIES MET COUNCIL MT-BUS ACQUISITION	0.00	GR	TRANSIT VEHICLE PURCHASE	FTA	11,634,220	-	-	9,889,087	-	-	1,745,133
1433	BB	TRF-TCMT-19E	2019	MET COUNCIL-MT	SECT 5337: TWIN CITIES MET COUNCIL MT-RAIL VEHICLE MAINTENANCE AND OVERHAUL	0.00	GR	TRANSIT OPERATIONS	FTA	13,100,000	-	-	10,480,000	-	-	2,620,000

ATP METRO		SFY 2019-2022 STATE TRANSPORTATION IMPROVEMENT PROGRAM (STIP)															
SORT BY: ATP, YEAR, TRANSIT, RAIL, LOCAL SP, MNDOT SP, SETASIDE																	
SEQ#	ROUTE SYSTEM	PROJECT NUMBER (SP)	YEAR	AGENCY	PROJECT DESCRIPTION	MILE	PRGM	WORK TYPE	PROPOSED FUND	STIP TOTAL	FHWA	AC	FTA	TH	BOND	OTHER	
1434	BB	TRF-TCMT-19G	2019	MET COUNCIL-MT	SECT 5307: TWIN CITIES MET COUNCIL MT-BUS AND RAIL FARE COLLECTION CAPITAL EQUIPMENT, HARDWARE AND SOFTWARE REPLACEMENT AND EXPANSION	0.00	B9	TRANSIT OPERATIONS	FTA	2,600,000	-	-	2,080,000	-	-	520,000	
1435	BB	TRF-TCMT-19H	2019	MET COUNCIL-MT	SECT 5307: TWIN CITIES MET COUNCIL MT-HEYWOOD GARAGE EXPANSION DESIGN, ENGINEERING AND CONSTRUCTION	0.00	B9	TRANSIT GRANT CAP IMP (NON-VEHICLE)	FTA	4,583,123	-	-	3,666,498	-	-	916,625	
1436	BB	TRF-TCMT-19P	2019	MET COUNCIL-MTS	SECT 5307: TWIN CITIES MET COUNCIL MTS-MTS BUS ACQUISITION	0.00	B9	TRANSIT VEHICLE PURCHASE	FTA	25,411,938	-	-	20,329,550	-	-	5,082,388	
1437	BB	TRF-TCMT-19Q	2019	MET COUNCIL-MTS	SECT 5307: TWIN CITIES MET COUNCIL U OF M-U OF MN BUS ACQUISITION	0.00	B9	TRANSIT VEHICLE PURCHASE	FTA	336,438	-	-	269,150	-	-	67,288	
1438	BB	TRF-TCMT-19S	2019	MET COUNCIL-MTS	SECT 5307: TWIN CITIES MET COUNCIL MTS-REGIONAL FLEET CAPITAL COST OF CONTRACTING	0.00	B9	TRANSIT OPERATIONS	FTA	3,750,000	-	-	3,000,000	-	-	750,000	
1439	BB	TRF-TCMT-19X	2019	MET COUNCIL-MT	SECT 5307: TWIN CITIES MET COUNCIL MT-PREVENTIVE MAINTENANCE	0.00	B9	TRANSIT OPERATIONS	FTA	6,250,000	-	-	5,000,000	-	-	1,250,000	
1440	CSAH 25	TRS-TCMT-19A	2019	SAINT LOUIS PARK	CMAQ: CSAH 25, AT BELT LINE BLVD- CONSTRUCTION OF 268-SPACE PARK- AND-RIDE STRUCTURE AT BELTLINE GREEN LINE EXTENSION STATION	0.00	TR	TRANSIT GRANT CAP IMP (NON-VEHICLE)	CMAQ	8,066,318	6,453,054	-	-	-	-	1,613,264	
1441	LOCAL 999	TRS-TCMT-19B	2019	MET COUNCIL-MT	CMAQ TDM: ACTIVITIES TO REDUCE SOV USE BY VAN POOLS, CAR POOL AND RIDE MATCHING PROGRAMS, MARKETING, TRANSIT RIDERSHIP INCENTIVES BY SUPPORTING SEVERAL TRANSPORTATION MANAGEMENT ORGANIZATIONS AND OTHER TRAVEL DEMAND MANAGEMENT STRATEGIES THAT RESULT IN REDUCED VEHICLE MILES TRAVELED AND LIGHT DUTY VEHICLE EMISSIONS	0.00	TM	TRANSIT OPERATIONS	CMAQ	4,375,000	3,500,000	-	-	-	-	875,000	
1442	BB	TRS-TCMT-19C	2019	MET COUNCIL-MT	CMAQ: PURCHASE UP TO 10 60' ARTICULATED BUSES FOR CHICAGO AVE CORRIDOR	0.00	TR	TRANSIT VEHICLE PURCHASE	CMAQ	4,226,239	3,380,991	-	-	-	-	845,248	
1443	BB	TRS-TCMT-19D	2019	MET COUNCIL-MT	CONSTRUCTION OF EXPANDED SIDEWALK SPACE AND BUS BUMP-OUTS AND INSTALLATION OF SHELTERS WITH HEAT, LIGHTS, REAL-TIME INFORMATION, AND SECURITY FEATURES ALONG CHICAGO AVE CORRIDOR	4.40	TR	TRANSIT GRANT CAP IMP (NON-VEHICLE)	STBGP	8,750,000	7,000,000	-	-	-	-	1,750,000	
1444	RR	19-00148	2019	MNDOT	UP RR, CSAH 74, ASH ST IN FARMINGTON-UPGRADE EXISTING SIGNAL SYSTEM	0.00	SR	RR X-ING IMP.	RRS	350,000	5,000	-	-	-	-	345,000	

ATP METRO		SFY 2019-2022 STATE TRANSPORTATION IMPROVEMENT PROGRAM (STIP)															
SORT BY: ATP, YEAR, TRANSIT, RAIL, LOCAL SP, MNDOT SP, SETASIDE																	
SEQ#	ROUTE SYSTEM	PROJECT NUMBER (SP)	YEAR	AGENCY	PROJECT DESCRIPTION	MILE	PRGM	WORK TYPE	PROPOSED FUND	STIP TOTAL	FHWA	AC	FTA	TH	BOND	OTHER	
1445	RR	27-00319	2019	MNDOT	TCWR RR, MSAS 109, VALLEY VIEW ROAD IN EDEN PRAIRIE-UPGRADE EXISTING SIGNAL SYSTEM	0.00	SR	RR X-ING IMP.	RRS	275,000	5,000	-	-	-	-	270,000	
1446	RR	27-00320	2019	MNDOT	TCWR RR, AT M 33, BIRCH ISLAND RD IN EDEN PRAIRIE-UPGRADE EXISTING SIGNAL SYSTEM	0.00	SR	RR X-ING IMP.	RRS	250,000	5,000	-	-	-	-	245,000	
1447	RR	27-00321	2019	MNDOT	TCWR RR, M 866, W 62ND ST IN EDEN PRAIRIE-UPGRADE EXISTING SIGNAL SYSTEM	0.00	SR	RR X-ING IMP.	RRS	275,000	5,000	-	-	-	-	270,000	
1448	RR	27-00322	2019	MNDOT	BNSF RR, MSAS 330, 22ND AVE NE IN MINNEAPOLIS-INSTALL GATES	0.00	SR	RR X-ING IMP.	RRS	120,000	5,000	-	-	-	-	115,000	
1449	RR	62-00215	2019	MNDOT	MNRR RR, MSAS 216, COUNTY RD C2 W IN ROSEVILLE-INSTALL GATES	0.00	SR	RR X-ING IMP.	RRS	275,000	247,500	-	-	-	-	27,500	
1450	RR	70-00125	2019	MNDOT	UP RR, MSAS 126, STAGECOACH RD IN SHAKOPEE-INSTALL GATES	0.00	SR	RR X-ING IMP.	RRS	300,000	270,000	-	-	-	-	30,000	
1451	CSAH 14	002-614-044	2019	ANOKA COUNTY	**AC**CSAH 14, 0.15 MI E OF CSAH 18, BRIDGE 02015 OVER COON CREEK IN COON RAPIDS- REHAB PIER CAPS, REPLACE DECK PANELS (AC PROJECT, PAYBACK IN FY20)	0.12	BI	BRIDGE DECK REPLACEMENT	NHPP	924,935	464,935	575,065	-	-	-	460,000	
1452	CSAH 17	002-617-021	2019	ANOKA COUNTY	CSAH 17 AT CSAH 18 IN HAM LAKE/COLUMBUS - CONSTRUCT NEW SIGNAL, CONVERT BYPASS LANE TO LEFT TURN LANE ON CSAH 17	0.00	SH	TRAFFIC SIGNAL INSTALL	HSIP	972,000	874,800	-	-	-	-	97,200	
1453	CSAH 18	002-618-032	2019	ANOKA COUNTY	CSAH 18 FROM CR 19 TO CSAH 62 - ADD RIGHT TURN LANES, BYPASS LANES AND OVERLAY	2.40	SH	MILL AND OVERLAY	HSIP	1,450,000	990,000	-	-	-	-	460,000	
1454	CSAH 78	002-678-022	2019	ANOKA COUNTY	**MN159**CSAH 78, FROM 139TH LN NW TO 0.1 MILE N OF CSAH 18 IN ANDOVER-EXPAND FROM 2 TO 4 LANES, WIDEN ONE BRIDGE(REPURPOSING)	1.50	MC	MAJOR CONST.	STBGP DEMO	12,532,320	7,602,951	-	-	-	-	4,929,369	
1455	PED/BIKE	010-090-008	2019	CARVER COUNTY	ALONG MN 5 FROM MINNEWASHTA PKWY IN VICTORIA TO CENTURY BLVD IN CHANHASSEN-CONSTRUCT MN 5 REGIONAL TRAIL	1.90	EN	IMPROVE EXISTING TRAIL	STBGTP	2,235,000	1,192,147	-	-	-	-	1,042,853	
1456	US 212	010-596-010	2019	CARVER COUNTY	US 212 AT CSAH 34 IN NORWOOD YOUNG AMERICA AND CSAH 43 IN DAHLGREN TWP- INSTALL RURAL INTERSECTION CONFLICT WARNING SYSTEM (RICWS) AND LIGHTING AT BOTH INTERSECTIONS	0.00	SH	LIGHTINGS	HSIP	304,020	273,618	-	-	-	-	30,402	
1457	CSAH 33	010-633-043AC	2019	CARVER COUNTY	**AC**CSAH 33 AT CSAH 34 IN NORWOOD YOUNG AMERICA- CONSTRUCT ROUNDABOUT (AC PAYBACK 1 OF 1)	0.00	SH	ROUNDABOUT	HSIP	1,516,709	1,516,709	-	-	-	-	-	
1458	PED/BIKE	013-090-006AC2	2019	CHISAGO COUNTY	**AC**288TH STREET FROM OLINDA TRAIL TO LAKESIDE TRAIL-CONSTRUCT MULTI-USE TRAIL AND BITUMINOUS MILL AND OVERLAY (AC PAYBACK 2 OF 3)	0.00	EN	NEW TRAIL	STBGTP	136,800	136,800	-	-	-	-	-	

ATP METRO		SFY 2019-2022 STATE TRANSPORTATION IMPROVEMENT PROGRAM (STIP)															
SORT BY: ATP, YEAR, TRANSIT, RAIL, LOCAL SP, MNDOT SP, SETASIDE																	
SEQ#	ROUTE SYSTEM	PROJECT NUMBER (SP)	YEAR	AGENCY	PROJECT DESCRIPTION	MILE	PRGM	WORK TYPE	PROPOSED FUND	STIP TOTAL	FHWA	AC	FTA	TH	BOND	OTHER	
1459	CSAH 30	013-630-015AC	2019	CHISAGO COUNTY	**AC**CSAH 30, FROM CSAH 19 TO CSAH 17-ROADWAY RECONDITIONING AND RECONSTRUCTION (AC PAYBACK 1 OF 1)	3.80	RD	MILL AND OVERLAY	STBGP	942,400	942,400	-	-	-	-	-	
1460	CSAH 31	019-030-008	2019	DAKOTA COUNTY	**AC**CSAH 31 FROM DIFFLEY RD TO CSAH 26, CSAH 26 FROM CSAH 31 TO NEIL ARMSTRONG BLVD, CSAH 28 FROM BLUE CROSS RD TO CSAH 43, AND CSAH 43 FROM WESCOTT RD TO CSAH 26 IN EAGAN-FIBER OPTIC SIGNAL INTERCONNECTION, TRAFFIC SIGNAL REVISIONS, TRAFFIC MONITORING CAMERAS (AC PROJECT, PAYBACK IN FY20)	9.00	TM	TRAFFIC MANAGEMENT SYSTEM	CMAQ	3,855,888	1,170,008	36,312	-	-	-	2,685,880	
1461	CSAH 31	019-030-011	2019	DAKOTA COUNTY	CSAH 31 FROM CSAH 32 TO CSAH 26, CSAH 26 FROM CSAH 31 TO NEIL ARMSTRONG BLVD, CSAH 28 FROM BLUE CROSS RD TO CSAH 43, AND CSAH 43 FROM WESCOTT RD TO CSAH 26 IN EAGAN-SIGNAL RETIMING/COORDINATION, ATMS SOFTWARE LICENSES	9.00	TM	TRAFFIC MANAGEMENT SYSTEM	CMAQ	155,300	124,240	-	-	-	-	31,060	
1462	CSAH 8	019-608-003	2019	DAKOTA COUNTY	**AC**CSAH 8 FROM CSAH 63 TO 0.05 MI E OF LIVINGSTON AVE IN WEST ST PAUL - RECONSTRUCTION, RESURFACING, AND OFF-ROAD MULTIUSE TRAIL (AC PROJECT, PAYBACK IN FY21)	1.10	EN	NEW TRAIL	STBGTP	2,373,000	-	984,000	-	-	-	2,373,000	
1463	CSAH 42	019-642-062AC	2019	DAKOTA COUNTY	**AC**CSAH 42, FROM 0.2 MI E OF 145TH ST TO 0.7 MI E OF CSAH 71 IN ROSEMOUNT - MILL AND OVERLAY (AC PAYBACK 1 OF 1)	3.20	RS	MILL AND OVERLAY	NHPP	468,657	468,657	-	-	-	-	-	
1464	CSAH 42	019-642-063	2019	DAKOTA COUNTY	CSAH 42, FROM 0.1 MI E OF CSAH 5 TO 0.1 MI W OF CSAH 11 IN BURNSVILLE - MILL AND OVERLAY, ADA IMPROVEMENTS	2.10	RS	MILL AND OVERLAY	NHPP	1,800,000	1,440,000	-	-	-	-	360,000	
1465	CSAH 50	019-650-016	2019	DAKOTA COUNTY	**AC**CSAH 50 (202ND ST) FROM HOLYOKE AVE TO CSAH 23 (CEDAR AVE) IN LAKEVILLE-RECONSTRUCT FROM TWO-LANE UNDIVIDED TO DIVIDED WITH CONCRETE MEDIAN, CONSTRUCT MULTIUSE TRAILS, PEDESTRIAN TUNNEL & SIGNAL AT CSAH 23 (AC PROJECT, PAYBACK IN FY20)	0.98	RC	MAJOR CONST.	STBGP	1,120,000	-	3,200,000	-	-	-	1,120,000	
1466	LOCAL	027-596-011	2019	HENNEPIN COUNTY	FREMONT AVE OVER MIDTOWN GREENWAY IN MPLS-REHAB BRIDGE L8901	0.02	BI	BRIDGE REPAIR	BROS	3,200,000	2,400,000	-	-	-	-	800,000	

ATP METRO		SFY 2019-2022 STATE TRANSPORTATION IMPROVEMENT PROGRAM (STIP)														
SORT BY: ATP, YEAR, TRANSIT, RAIL, LOCAL SP, MNDOT SP, SETASIDE																
SEQ#	ROUTE SYSTEM	PROJECT NUMBER (SP)	YEAR	AGENCY	PROJECT DESCRIPTION	MILE	PRGM	WORK TYPE	PROPOSED FUND	STIP TOTAL	FHWA	AC	FTA	TH	BOND	OTHER
1467	CSAH 3	027-603-068	2019	HENNEPIN COUNTY	INTERSECTION OF CSAH 3 (EXCELSIOR BLVD) AND CSAH 25 (W LAKE ST) IN MPLS- CONSTRUCT PEDESTRIAN ISLAND MEDIAN, RECONSTRUCT ALL CURB RAMPS TO ADA STANDARDS, REALIGN CROSSWALKS, HIGH-VISIBILITY CROSSWALK MARKINGS, AND ACCESSIBLE PEDESTRIAN SIGNALS	0.16	EN	SIDEWALKS	STBGTP	990,000	706,160	-	-	-	-	283,840
1468	CSAH 15	027-615-022	2019	HENNEPIN COUNTY	CSAH 15 AT CSAH 19 IN ORONO - RECONSTRUCT INTERSECTION, TURN LANES, REPLACE SIGNAL	0.00	SH	TURN LANES	HSIP	1,628,000	656,100	-	-	-	-	971,900
1469	CSAH 17	027-617-030	2019	HENNEPIN COUNTY	CSAH 17 FROM HENNEPIN-CSAH 53 TO 0.05 MI N OF MN 62 RAMPS IN EDINA - REPLACE 2 RAMP SIGNALS, REMOVE FREE RIGHT TURN, CONSTRUCT ADDITIONAL LEFT TURN STORAGE, FLASHING YELLOW ARROW (FYA), BLUE LIGHTS, CONCRETE PAVEMENT REHABILITATION AND RECONSTRUCTION (ASSOCIATED TO 2774-23 AND 2774-23S)	0.30	SH	TURN LANES	HSIP	1,875,000	1,020,600	-	-	-	-	854,400
1470	CSAH 46	027-646-010	2019	HENNEPIN COUNTY	CSAH 46 (46TH ST) FROM GARFIELD AVE TO 18TH AVE IN MPLS-PEDESTRIAN ADA- ACCESSIBLE CURB RAMP RECONSTRUCTION, APS AND PEDESTRIAN COUNTDOWN SIGNAL HEADS AT SIGNALIZED INTERSECTIONS, AND PEDESTRIAN CROSSING IMPROVEMENTS AT OAKLAND AVE	2.02	EN	PED RAMPS (ADA IMP)	STBGTP	1,150,000	506,480	-	-	-	-	643,520
1471	CSAH 81	027-681-035	2019	HENNEPIN COUNTY	CSAH 81, 0.04 MILE N OF 71ST AVE (CSAH 8) TO 0.1 MILE N OF 85TH AVE IN BROOKLYN PARK-RECONSTRUCT FROM FOUR-LANE DIVIDED RURAL ROADWAY TO SIX-LANE DIVIDED URBAN ROADWAY, MULTI-USE TRAIL	2.04	MC	URBAN RECONST.	STBGP	20,421,000	7,560,000	-	-	-	-	12,861,000
1472	CSAH 31	062-631-025	2019	RAMSEY COUNTY	CSAH 31 AT CSAH 58 IN ST PAUL- CONSTRUCT LEFT TURN LANES, REPLACE SIGNAL, AUDIBLE PEDESTRIAN SIGNAL (APS), COUNTDOWN TIMERS	0.00	SH	TURN LANES	HSIP	1,131,786	1,018,607	-	-	-	-	113,179
1473	CSAH 49	062-649-040	2019	RAMSEY COUNTY	**AC**CSAH 49 (RICE ST) FROM 0.11 MI S OF OWASSO BLVD/COUNTRY DR TO 0.11 MI N OF COUNTY RD E/VADNAIS BLVD IN SHOREVIEW, VADNAIS HEIGHTS, AND LITTLE CANADA-RECONSTRUCT I-694/RICE STREET INTERCHANGE (AC PROJECT, PAYBACK IN FY21)	0.42	MC	MAJOR CONST.	STBGP	14,000,000	-	7,000,000	-	-	-	14,000,000

ATP METRO		SFY 2019-2022 STATE TRANSPORTATION IMPROVEMENT PROGRAM (STIP)														
SORT BY: ATP, YEAR, TRANSIT, RAIL, LOCAL SP, MNDOT SP, SETASIDE																
SEQ#	ROUTE SYSTEM	PROJECT NUMBER (SP)	YEAR	AGENCY	PROJECT DESCRIPTION	MILE	PRGM	WORK TYPE	PROPOSED FUND	STIP TOTAL	FHWA	AC	FTA	TH	BOND	OTHER
1474	CSAH 53	062-653-011	2019	RAMSEY COUNTY	**AC**CSAH 53, 0.01 MILE S OF IGLEHART AVE TO UNIVERSITY AVE IN ST PAUL-RECONSTRUCT INTERCHANGE BRIDGE OVER I94 AND APPROACH SECTIONS, REPAVE, CONSTRUCT SIDEWALKS, SHOULDERS, AND TRAVEL LANES. REPLACE MNDOT BRIDGE 9387 (NEW BR #62735) (\$160K OF FEDERAL FROM DISTRICT C) (ASSOCIATED TO SP 6282-235) (AC PROJECT, PAYBACK IN FY20)	0.43	MC	BRIDGE REPLACEMENT	STBGP	4,889,124	160,000	6,010,876	-	-	-	4,729,124
1475	LOCAL 999	070-030-009	2019	SCOTT COUNTY	VARIOUS LOCATIONS IN SCOTT COUNTY - CONSTRUCT TURN LANES	0.00	SH	TURN LANES	HSIP	1,782,000	1,603,800	-	-	-	-	178,200
1476	US 169	070-596-013AC	2019	SCOTT COUNTY	**AC**PoDI**US 169, 0.6 MI N OF MN41 (CHESTNUT BLVD)/CSAH 78 TO 0.5 MI S OF CSAH 14 -CONSTRUCT INTERCHANGE AND FRONTAGE ROADS, CONSTRUCT BRIDGES 70046, 70047, 70048, REPLACE OLD BRIDGE 8829 WITH NEW BRIDGE 70X04, REPLACE CULVERT WITH NEW BOX CULVERT (AC PAYBACK 1 OF 1)	3.40	MC	RECONST.	STBGP	5,635,782	5,635,782	-	-	-	-	-
1477	CSAH 21	070-621-032	2019	SCOTT COUNTY	**AC**RECONSTRUCT CSAH 21/TH 13 INTERSECTION IN PRIOR LAKE INCLUDING ON CSAH 21 FROM WEST AVE INTERSECTION TO FRANKLIN TRAIL E OF MN 13 -RECONSTRUCT INTERSECTION WITH MAIN AVE TO 3/4 INTERSECTION, ROUNDABOUTS AT TH 13 & ARCADIA AVE INTERSECTION, ¼ INTERSECTION AT TH13 & PLEASANT ST, TURN LANES, TRAIL/ SIDEWALKS, PED AND TRANSIT AMENITIES (ASSOCIATED TO 7001-127) (AC PROJECT, PAYBACK IN FY20)	0.50	RC	RECONST.	STBGP	2,294,468	-	4,929,040	-	-	-	2,294,468
1478	PED/BIKE	082-090-007	2019	WASHINGTON COUNTY	0.04 MILES W OF CSAH 35 TO 0.06 MILES E OF CSAH 35 IN OAKDALE-CONSTRUCT TUNNEL CROSSING ALONG GATEWAY STATE TRAIL AT HADLEY AVE (ASSOCIATED TO 082-596-005, 8204-72 AND 8204-72A)	0.10	EN	NEW TRAIL	STBGTAP	1,350,000	1,080,000	-	-	-	-	270,000
1479	MN 36	082-596-005	2019	WASHINGTON COUNTY	MN 36, AT CSAH 35 (HADLEY AVE) IN OAKDALE-CONSTRUCT INTERCHANGE AND CONSTRUCT GATEWAY STATE TRAIL ACCESS (ASSOCIATED TO 082-090-007, 8204-72 AND 8204-72A)	0.91	MC	MAJOR CONST.	STBGP	13,650,000	7,560,000	-	-	-	-	6,090,000

ATP METRO		SFY 2019-2022 STATE TRANSPORTATION IMPROVEMENT PROGRAM (STIP)														
SORT BY: ATP, YEAR, TRANSIT, RAIL, LOCAL SP, MNDOT SP, SETASIDE																
SEQ#	ROUTE SYSTEM	PROJECT NUMBER (SP)	YEAR	AGENCY	PROJECT DESCRIPTION	MILE	PRGM	WORK TYPE	PROPOSED FUND	STIP TOTAL	FHWA	AC	FTA	TH	BOND	OTHER
1480	CSAH 13	082-613-035	2019	WASHINGTON COUNTY	CSAH 13, 0.04 MILE S OF 3RD ST TO 0.12 MILE N OF HUDSON RD IN WOODBURY AND OAKDALE-CONVERT BIKE/PED TRAIL TO THIRD TRAVEL LANE ON BRIDGE 82843 AND CONSTRUCT BIKE/PED BRIDGE, CROSSING, AND REFUGE	0.33	RD	BRIDGE PEDESTRIAN	STBGP	3,559,680	2,847,744	-	-	-	-	711,936
1481	LOCAL 999	090-070-023AC1	2019	MET COUNCIL	**AC**METROWIDE: REGIONAL TRAVEL BEHAVIOR INVENTORY AND REGIONAL MODEL DEVELOPMENT. HOUSEHOLD TRAVEL SURVEY, TRANSIT ON BOARD SURVEYS, SPECIAL GENERATOR SURVEY, DATA PURCHASE, REGIONAL MODEL DEVELOPMENT AND UPDATE (AC PAYBACK 1 OF 2)	0.00	PL	OTHER	STBGP	850,000	850,000	-	-	-	-	-
1482	BB	090-080-017	2019	MVTA	APPLE VALLEY TRANSIT STATION MODERNIZATION. EXPAND CAPACITY BY 330 SPACES AT CEDAR AVE AND GARRET AVE	0.00	TR	TRANSIT GRANT CAP IMP (NON-VEHICLE)	CMAQ	7,138,800	5,711,040	-	-	-	-	1,427,760
1483	CSAH 17	107-020-069	2019	BLOOMINGTON	FRANCE AVE FROM OLD SHAKOPEE RD TO W 84TH ST IN BLOOMINGTON-CONSTRUCT BITUMINOUS TRAIL, ADA CURB RAMPS, RETAINING WALLS, AND BOARDWALK	2.90	EN	NEW TRAIL	STBGTAP	3,935,400	2,803,313	-	-	-	-	1,132,087
1484	PED/BIKE	141-030-041	2019	MINNEAPOLIS	20TH AVE S FROM MINNEHAHA AVE TO 4TH ST S, 4TH ST S FROM 20TH AVE S TO 19TH AVE S, 19TH AVE S FROM 4TH ST S TO 2ND ST S, 10TH AVE SE FROM UNIVERSITY AVE SE TO SE 8TH, 15TH AVE SE FROM UNIVERSITY AVE TO ROLLINS AVE SE, ROLLINS AVE SE FROM 15TH AVE SE TO 18TH AVE SE, 18TH AVE SE FROM ROLLINS AVE SE TO E HENNEPIN AVE-CONSTRUCTION OF PROTECTED BIKEWAY	2.40	BT	NEW TRAIL	STBGP	1,354,767	1,030,294	-	-	-	-	324,473
1485	PED/BIKE	141-030-042	2019	MINNEAPOLIS	1ST ST N, 2ND ST N, 4TH ST N AND 4TH AVE N IN MPLS-INSTALL CURB EXTENSIONS, CURB RAMPS, CROSSWALK MARKINGS FOR PEDESTRIAN ACCESS AND UPGRADE SIGNALS	2.40	EN	TRAFFIC SIGNAL REVISION	STBGTAP	2,257,440	1,080,000	-	-	-	-	1,177,440
1486	MSAS 434	141-434-001	2019	MINNEAPOLIS	MSAS 434, HENNEPIN AVE TO CHICAGO AVE IN MPLS-RECONSTRUCT: REPLACE PAVEMENT, CURB, AND GUTTER, INSTALL PEDESTRIAN ENHANCEMENTS, BRT FACILITIES	0.79	RC	URBAN RECONST.	STBGP	12,547,904	6,960,600	-	-	-	-	5,587,304

ATP METRO		SFY 2019-2022 STATE TRANSPORTATION IMPROVEMENT PROGRAM (STIP)														
SORT BY: ATP, YEAR, TRANSIT, RAIL, LOCAL SP, MNDOT SP, SETASIDE																
SEQ#	ROUTE SYSTEM	PROJECT NUMBER (SP)	YEAR	AGENCY	PROJECT DESCRIPTION	MILE	PRGM	WORK TYPE	PROPOSED FUND	STIP TOTAL	FHWA	AC	FTA	TH	BOND	OTHER
1487	MSAS 108	157-108-035	2019	RICHFIELD	**AC**MSAS 108 (77TH ST) FROM BLOOMINGTON AVE TO LONGFELLOW AVE IN RICHFIELD-CONSTRUCT 77TH ST EXTENSION UNDER MN 77, CONSTRUCT MN 77 BRIDGE OVER 77TH ST, AND RECONSTRUCT MN 77 RAMPS (AC PROJECT, PAYBACK IN FY 2020)	0.36	RC	MAJOR CONST.	STBGP	9,324,000	-	7,000,000	-	-	-	9,324,000
1488	LOCAL 999	164-030-012	2019	SAINT PAUL	VARIOUS DOWNTOWN ST PAUL STREETS-UPGRADE TO MODERN TRAFFIC SIGNAL CONTROLLERS, INSTALL CHANGEABLE MESSAGE SIGNS, COMPLETE THE FIBER OPTIC NETWORK, UPGRADE TRAFFIC MANAGEMENT CENTER, AND OPTIMIZE SIGNAL TIMINGS IN THE DOWNTOWN AREA	3.60	TM	TRAFFIC MANAGEMENT SYSTEM	CMAQ	3,000,780	2,400,624	-	-	-	-	600,156
1489	PED/BIKE	164-090-015	2019	SAINT PAUL	COMMERCIAL ST TO US 61 IN ST PAUL-CONSTRUCT INDIAN MOUNDS REGIONAL PARK TRAIL	1.90	EN	NEW TRAIL	STBGTP	1,790,640	1,432,512	-	-	-	-	358,128
1490	MSAS 203	164-203-014	2019	SAINT PAUL	**MN150**MN214**MSAS 203, SUMMIT AVE FROM SYNDICATE ST TO GRIGGS ST IN ST PAUL-RECONSTRUCT BR 62504 (NEW 62652) OVER AYD MILL RD AND APPROACHES (REPURPOSING)	0.15	BR	BRIDGE REPLACEMENT	STBGP DEMO	6,362,000	3,125,940	-	-	-	-	3,236,060
1491	LOCAL	164-591-003	2019	SAINT PAUL	**AC**WASHINGTON TECHNICAL SCHOOL PEDESTRIAN IMPROVEMENTS IN ST PAUL-NEW SIDEWALKS ON ARTERIALS, PEDESTRIAN CROSSING IMPROVEMENTS, BUMP-OUTS, AND PEDESTRIAN-LEADING INTERVAL AND COUNTDOWN TIMERS AT TWO TRAFFIC SIGNALS (AC PROJECT, PAYBACK IN FY22)	3.00	EN	SIDEWALKS	STBGTP	244,800	-	816,000	-	-	-	244,800
1492	CR 8	168-080-002	2019	SOUTH SAINT PAUL	**AC**CR 8 (WENTWORTH AVE) FROM MN 52 TO 15TH AVE IN SOUTH ST PAUL-CONSTRUCT SIDEWALK, BOULEVARD, AND ADA PEDESTRIAN RAMPS (AC PROJECT, PAYBACK IN FY20)	0.60	EN	SIDEWALKS	STBGTP	131,624	-	287,200	-	-	-	131,624
1493	CSAH 73	173-020-016	2019	WEST ST PAUL	CSAH 73 (OAKDALE AVE) FROM MENDOTA RD TO CSAH 8 (WENTWORTH AVE) AND MARIE AVE FROM MN 3 (ROBERT ST) TO CSAH 73 IN W ST PAUL-CONSTRUCT BITUMINOUS TRAIL, PEDESTRIAN RAMPS, STREETSCAPE, CROSSWALKS, LIGHTING, CROSSINGS, AND WAYFINDING	1.60	EN	NEW TRAIL	STBGTP	1,401,000	1,043,618	-	-	-	-	357,382

ATP METRO		SFY 2019-2022 STATE TRANSPORTATION IMPROVEMENT PROGRAM (STIP)														
SORT BY: ATP, YEAR, TRANSIT, RAIL, LOCAL SP, MNDOT SP, SETASIDE																
SEQ#	ROUTE SYSTEM	PROJECT NUMBER (SP)	YEAR	AGENCY	PROJECT DESCRIPTION	MILE	PRGM	WORK TYPE	PROPOSED FUND	STIP TOTAL	FHWA	AC	FTA	TH	BOND	OTHER
1494	PED/BIKE	179-090-005	2019	BURNSVILLE	LAKE MARION GREENWAY FROM SUNSET POND PARK TO W BURNSVILLE PARKWAY IN BURNSVILLE-CONSTRUCT OFF-ROAD MULTIUSE TRAIL	0.97	EN	NEW TRAIL	STBGTAP	1,998,000	1,598,400	-	-	-	-	399,600
1495	US 10	0202-110	2019	MNDOT	US 10, DAYTONPORT WEIGH STATION IN RAMSEY-MILL AND OVERLAY AND PARKING SPACE ADDITION	0.46	RS	MILL AND OVERLAY	SF	400,000	-	-	-	400,000	-	-
1496	MN 65	0207-105	2019	MNDOT	MN 65 FROM HENNEPIN-ANOKA COUNTY LINE IN MPLS TO US 10 IN BLAINE - SIGN REPLACEMENT	6.91	SC	SIGNING	SF	450,000	-	-	-	450,000	-	-
1497	MN 65	0207-99	2019	MNDOT	MN 65, AT 41ST AVE NE IN COLUMBIA HTS - SIGNAL SYSTEM REPLACEMENT AND ADA IMPROVEMENTS	0.00	SC	TRAFFIC SIGNAL REVISION	SF	280,000	-	-	-	140,000	-	140,000
1498	MN 65	0208-157	2019	MNDOT	**ELLA**MN 65, FROM 85TH AVE NE IN BLAINE TO SIMS RD IN EAST BETHEL - EXTEND 14 LEFT TURN LANES, ADD LEFT TURN LANE WB US 10 TO SB MN 65, REPAIR CULVERTS, ADD CURB AND GUTTER (ASSOCIATED TO 0208-157A AND 0208-157S)	16.10	SC	TURN LANES	NHPP	995,394	794,587	-	-	200,807	-	-
1499	MN 65	0208-157A	2019	MNDOT	**ELLA**MN 65, FROM 0.2 MI S 143RD AVE NE IN HAM LAKE TO 0.2 MI N VIKING BLVD (CSAH 22) IN EAST BETHEL- CONSTRUCT REDUCED CONFLICT INTERSECTIONS AT VIKING BLVD (ASSOCIATED TO 0208-157 AND 0208-157S)	0.76	SC	OTHER	STBGP	2,819,913	2,255,930	-	-	563,983	-	-
1500	MN 65	0208-157S	2019	MNDOT	**ELLA**MN 65, FROM 0.2 MI S 143RD AVE NE IN HAM LAKE TO 0.2 MI N VIKING BLVD (CSAH 22) IN EAST BETHEL- CONSTRUCT REDUCED CONFLICT INTERSECTIONS AT 143RD AVE NE, 153RD AVE NE, 157TH AVE NE, 181ST AVE NE, 187TH AVE NE, AND VIKING BLVD (ASSOCIATED TO 0208-157 AND 0208-157A)	6.87	SH	OTHER	HSIP	5,656,768	5,091,091	-	-	565,677	-	-
1501	I 35E	0282-40	2019	MNDOT	I35E, IN LINO LAKES - STRUCTURAL FENCE	0.67	RB	LANDSCAPING	SF	130,000	-	-	-	130,000	-	-
1502	I 35	0283-31AC	2019	MNDOT	**AC**PoDI**SB FOREST LAKE WEIGH STATION WEIGHT ENFORCEMENT SYSTEM AND MODIFICATIONS TO ENTRANCE/EXIT RAMPS (AC PAYBACK 1 OF 1)	0.33	RC	WEIGH STATION	NHPP	900,000	900,000	-	-	-	-	-
1503	I 694	0285-67	2019	MNDOT	I694, N AND S RAMPS AT ANOKA-CSAH 1 (E RIVER ROAD) IN FRIDLEY- SIGNAL SYSTEM REPLACEMENT	0.11	SC	TRAFFIC SIGNAL REVISION	SF	528,000	-	-	-	278,000	-	250,000

ATP METRO		SFY 2019-2022 STATE TRANSPORTATION IMPROVEMENT PROGRAM (STIP)															
SORT BY: ATP, YEAR, TRANSIT, RAIL, LOCAL SP, MNDOT SP, SETASIDE																	
SEQ#	ROUTE SYSTEM	PROJECT NUMBER (SP)	YEAR	AGENCY	PROJECT DESCRIPTION	MILE	PRGM	WORK TYPE	PROPOSED FUND	STIP TOTAL	FHWA	AC	FTA	TH	BOND	OTHER	
1504	MN 41	1008-92	2019	MNDOT	MN 41, FROM 0.14 MI N OF US 212 TO 0.3 MI N CSAH 14 IN CHASKA- LANDSCAPING	1.16	RB	LANDSCAPING	SF	125,000	-	-	-	125,000	-	-	
1505	MN 41	1008-94	2019	MNDOT	MN 41 AT CSAH 18 (LYMAN BLVD) IN CHASKA - ROUNDABOUT (ASSOCIATED TO 1008-94A)	0.42	AM	COOP CONST AGREEMENT	SF	710,000	-	-	-	710,000	-	-	
1506	MN 41	1008-94A	2019	MNDOT	**TED**MN 41 AT CSAH 18 (LYMAN BLVD) IN CHASKA - ROUNDABOUT AND R/W ACQUISITION (ASSOCIATED TO 1008-94)	0.42	AM	COOP CONST AGREEMENT	SF	1,500,000	-	-	-	1,500,000	-	-	
1507	US 212	1013-90	2019	MNDOT	US 212, CONSTRUCT REDUCED CONFLICT INTERSECTION AT CARVER-CSAH 41 IN BENTON TWP AND CLOSURE OF CSAH 36 E JUNCTION AT US 212 IN DAHLGREN TWP, DRAINAGE	0.87	DR	CULVERT REHAB	SF	61,000	-	-	-	61,000	-	-	
1508	US 212	1013-90S	2019	MNDOT	US 212, CONSTRUCT REDUCED CONFLICT INTERSECTION AT CARVER-CSAH 41 IN BENTON TWP AND CLOSURE OF CSAH 36 E JUNCTION AT US 212 IN DAHLGREN TWP	0.87	SH	OTHER	HSIP	1,080,000	972,000	-	-	108,000	-	-	
1509	MN 95	1306-53	2019	MNDOT	MN 95, 0.3 MI E OF CSAH 14 IN NORTH BRANCH - CONSTRUCT ROUNDABOUT WITH A NEW CONNECTION AT HEMMINGWAY AVE (FUTURE CSAH 14)	0.12	AM	COOP CONST AGREEMENT	SF	710,000	-	-	-	710,000	-	-	
1510	I 35	1380-84	2019	MNDOT	**17NEW**CHAP3**135, FROM 0.2 MI S OF CHISAGO-CSAH 9 TO CHISAGO/PINE CTY LINE - NB AND SB UNBONDED CONCRETE OVERLAY, REHAB BRIDGES 13807 AND 13810 AND DRAINAGE REPAIR (TIED TO 1380-86)	8.34	RC	CONCRETE OVERLAY	BF	26,732,000	-	-	-	-	26,732,000	-	
1511	US 10	1380-86	2019	MNDOT	US 10 AT DAYTON PORT REST AREA IN RAMSEY AND I35 AT CHISAGO-CSAH 1 IN RUSH CITY- REPLACE LIGHTING (TIED TO 1380-84)	0.80	SC	LIGHTINGS	SF	182,000	-	-	-	182,000	-	-	
1512	I 35	1380-95	2019	MNDOT	**17NEW**CHAP3**135, FROM 0.2 MI S OF CHISAGO - CSAH 9 TO CHISAGO/PINE CITY LINE - CONSTRUCT MULTIPLE CROSSEOVERS AND EMERGENCY PULLOFFS	8.34	RC	CONCRETE OVERLAY	BF	1,226,540	-	-	-	-	1,226,540	-	
1513	MN 13	1901-184	2019	MNDOT	**17NEW**CHAP 3**MN 13 AT MN 77 IN EAGAN- REPLACE HIGH MAST TOWER LIGHTING SYSTEMS	0.71	SC	LIGHTINGS	BF	1,400,000	-	-	-	-	1,400,000	-	
1514	US 52	1906-70	2019	MNDOT	US 52, AT MN50 IN HAMPTON, IN THE NW QUADRANT- EXPAND PARK AND POOL LOT TO PROVIDE ADDITIONAL PARKING	0.11	TM	TRANSIT GRANT CAP IMP (NON-VEHICLE)	SF	221,000	-	-	-	221,000	-	-	

ATP METRO		SFY 2019-2022 STATE TRANSPORTATION IMPROVEMENT PROGRAM (STIP)															
SORT BY: ATP, YEAR, TRANSIT, RAIL, LOCAL SP, MNDOT SP, SETASIDE																	
SEQ#	ROUTE SYSTEM	PROJECT NUMBER (SP)	YEAR	AGENCY	PROJECT DESCRIPTION	MILE	PRGM	WORK TYPE	PROPOSED FUND	STIP TOTAL	FHWA	AC	FTA	TH	BOND	OTHER	
1515	US 52	1907-114	2019	MNDOT	**ITS**US 52, VARIOUS LOCATIONS ON US 52 BETWEEN SOUTHVIEW BLVD IN S ST PAUL AND CONCORD BLVD E (CSAH 56) IN INVER GROVE HEIGHTS -INSTALL FIBER OPTIC CABLE AND CAMERAS	5.11	TM	TRAFFIC MANAGEMENT SYSTEM	STBGP	130,000	104,000	-	-	26,000	-	-	
1516	MN 55	1910-50	2019	MNDOT	MN 55, FROM MN 61 TO GENERAL SIEBEN DR AND US 61 FROM CSAH 47 TO 4TH ST IN HASTINGS-ATMS INSTALLATION AND SIGNAL OPTIMIZATION	3.11	TM	TRAFFIC MANAGEMENT SYSTEM	CMAQ	649,800	519,840	-	-	129,960	-	-	
1517	MN 110	1918-118	2019	MNDOT	**17NEW**ELLA**MN 110 AT MN 149 (DODD RD) IN MENDOTA HEIGHTS- SIGNAL REPLACEMENT	0.35	SC	TRAFFIC SIGNAL REVISION	SF	391,592	-	-	-	391,592	-	-	
1518	MN 77	1925-56	2019	MNDOT	**ADA**MN 77, AT DAKOTA-CSAH 32 (CLIFF RD) OVER MN 77 AND AT DAKOTA-CR 30 (DIFFLEY RD) IN EAGAN - REHAB BRIDGE 19067, ADA IMPROVEMENTS, GUARDRAIL, LIGHTING REPLACEMENT, CONCRETE PAVEMENT REHAB, SIGNAL REPLACEMENT AT MN 77/CLIFF RD, LIGHTING REPLACEMENT AT MN 77/DIFFLEY RD	1.69	BI	BRIDGE REPAIR	STBGP	2,207,000	1,530,400	-	-	382,600	-	294,000	
1519	I 35W	1981-124AC1	2019	MNDOT	**AC**SPP**PoDI**I35W, FROM CLIFF ROAD INTERCHANGE IN BURNSVILLE THROUGH 106TH ST INTERCHANGE IN BLOOMINGTON-REPLACE BRIDGE #5983 (NEW BRIDGES 27W38 AND 27W39), REPLACE BRIDGES 9043 AND 9044 (NEW BRIDGE 27W44) PAVEMENT RECONSTRUCTION, AUXILLIARY LANES, RETAINING WALL, NOISEWALL, SIGNING, LIGHTING, TMS, TRAILS, DRAINAGE AND GUARD RAIL (AC PAYBACK 1 OF 2)	2.26	BR	BRIDGE REPLACEMENT	NHPP	20,174,000	20,174,000	-	-	-	-	-	
1520	I 35W	1981-124B	2019	MNDOT	**COCII**I35W MN RIVER BRIDGE #5983 REPLACEMENT FROM CLIFF ROAD INTERCHANGE IN BURNSVILLE TO 106TH ST INTERCHANGE IN BLOOMINGTON-REPLACE BRIDGE #5983 (NEW BRIDGES 27W38 AND 27W39)-DESIGN BUILD ACTIVITIES	2.00	CA	BRIDGE REPLACEMENT	SF	3,409,000	-	-	-	3,409,000	-	-	
1521	I 35W	1981-134	2019	MNDOT	I35W, FROM BURNSVILLE PARKWAY TO NB I35W IN BURNSVILLE-CONSTRUCT HIGH OCCUPANCY VEHICLE BYPASS, CONCRETE PAVEMENT REHAB	0.21	TM	BYPASS LANE	SF	490,000	-	-	-	330,000	-	160,000	

ATP METRO		SFY 2019-2022 STATE TRANSPORTATION IMPROVEMENT PROGRAM (STIP)														
SORT BY: ATP, YEAR, TRANSIT, RAIL, LOCAL SP, MNDOT SP, SETASIDE																
SEQ#	ROUTE SYSTEM	PROJECT NUMBER (SP)	YEAR	AGENCY	PROJECT DESCRIPTION	MILE	PRGM	WORK TYPE	PROPOSED FUND	STIP TOTAL	FHWA	AC	FTA	TH	BOND	OTHER
1522	I 494	1985-149	2019	MNDOT	**ELLA**17NEW**SPP**AC**I494, FROM 0.2 MI E HARDMAN AVE S IN S ST PAUL TO BLAINE AVE E IN INVER GROVE HEIGHTS-CONSTRUCT AUXILIARY LANE, CONCRETE PAVEMENT REHAB, RESURFACING SHOULDERS, BRIDGE REHAB, ADA, NOISEWALLS, SIGNING, TMS, LIGHTING, DRAINAGE (AC PROJECT, PAYBACK IN FY20)	1.72	RC	CONCRETE PAVEMENT REHAB	NHPP	12,459,951	10,753,685	3,710,000	-	1,607,076	-	99,190
1523	I 494	1985-155	2019	MNDOT	I494, FROM MN 110 IN INVER GROVE HEIGHTS/SUNFISH LAKE TO 0.15 MI W MN 55 IN MENDOTA HEIGHTS/EAGAN-CONSTRUCT CROSSEOVERS	4.38	RS	BYPASS LANE	SF	545,000	-	-	-	545,000	-	-
1524	US 12	2713-117	2019	MNDOT	US 12, FROM E OF BNSF RR IN MAPLE PLAIN TO JCT I494/I394 IN MINNETONKA - SIGN AND PANEL REPLACEMENT	11.49	SC	SIGNING	SF	400,000	-	-	-	400,000	-	-
1525	US 12	2714-144	2019	MNDOT	**ADA**US 12, AT CARLSON PKWY NORTH RAMP (DEER CREEK PKWY) AND SOUTH RAMP (OAKLAND RD) IN MINNETONKA - SIGNAL REPLACEMENT AND ADA IMPROVEMENTS	0.01	AM	TRAFFIC SIGNAL REVISION	SF	232,000	-	-	-	232,000	-	-
1526	US 12	2714-145	2019	MNDOT	**SPP**ADA**US 12, AT CENTRAL AVE (CSAH 101) IN WAYZATA - REHABILITATION ON BRIDGE #27133 AND APPROACH PANELS, CONCRETE PAVEMENT REHAB, SIGNALS, LIGHTING AND ADA	0.61	BI	BRIDGE REPAIR	STBGP	4,017,000	1,720,800	-	-	430,200	-	1,866,000
1527	MN 55	2722-84	2019	MNDOT	MN 55, FROM OLD ROCKFORD RD/HAMEL RD IN PLYMOUTH TO MPLS CITY LIMITS - SIGN REPLACEMENT	11.31	SC	SIGNING	SF	500,000	-	-	-	500,000	-	-
1528	MN 55	2723-140	2019	MNDOT	**17NEW**CHAP3**MN 55 AT MN 100 IN GOLDEN VALLEY-RETAINING WALL REPAIR	0.17	DR	EROSION REPAIR	BF	318,000	-	-	-	-	318,000	-
1529	MN 55	2724-127	2019	MNDOT	**17NEW**CHAP3**MN 55 AND E 29TH ST JCT, 1.5 MILE E ALONG E 28TH ST TO MISSISSIPPI RIVER IN MPLS - STORM TUNNEL REPAIR	0.01	DR	STORM SEWER REHAB	BF	1,060,000	-	-	-	-	1,060,000	-
1530	MN 100	2733-92	2019	MNDOT	**17NEW**CHAP3**MN 100, NB EXIT RAMP TO 50TH ST IN EDINA- RETAINING WALL REHAB AND DRAINAGE REPAIR	0.01	DR	EROSION REPAIR	BF	350,000	-	-	-	-	350,000	-
1531	MN 55	2751-51 (TCP-BLUEX-15)	2019	MNDOT	**SPP**MN 55, OVER BASSETT CREEK IN MINNEAPOLIS - REPLACE BRIDGES (TUNNELS) 94277, 94278, 94279 WITH 27311	0.11	AM	BRIDGE REPLACEMENT	SF	3,250,000	-	-	-	3,250,000	-	-
1532	MN 610	2771-109	2019	MNDOT	MN 610, ALONG CORRIDOR IN BROOKLYN PARK - SNOW FENCE/LANDSCAPING	2.59	RB	LANDSCAPING	SF	393,715	-	-	-	393,715	-	-

ATP METRO		SFY 2019-2022 STATE TRANSPORTATION IMPROVEMENT PROGRAM (STIP)															
SORT BY: ATP, YEAR, TRANSIT, RAIL, LOCAL SP, MNDOT SP, SETASIDE																	
SEQ#	ROUTE SYSTEM	PROJECT NUMBER (SP)	YEAR	AGENCY	PROJECT DESCRIPTION	MILE	PRGM	WORK TYPE	PROPOSED FUND	STIP TOTAL	FHWA	AC	FTA	TH	BOND	OTHER	
1533	MN 62	2773-10	2019	MNDOT	**ELLA**SPP**ADA**MN 62, FROM BEACH RD TO UNDER TRACY AVE BRIDGE IN EDINA AND ON US 212 FROM 0.1 MI S OF MN 62 TO E JCT WITH MN 62 IN MINNETONKA-CONCRETE OVERLAY, BIT MILL AND OVERLAY, FENCE REPAIR, CURB AND GUTTER, ADA IMPROVEMENTS	4.51	RS	MILL AND OVERLAY	NHPP	6,694,700	5,355,760	-	-	1,338,940	-	-	
1534	MN 62	2774-23	2019	MNDOT	MN 62, AT FRANCE AVE (CSAH 17) OVER MN 62 IN EDINA - REHAB BRIDGE 7263, WIDEN RAMP (ASSOCIATED TO 027-617-030 AND 2774-23S)	0.42	BI	REDECK	STBGP	2,180,600	1,744,480	-	-	436,120	-	-	
1535	MN 62	2774-23S	2019	MNDOT	MN 62, FROM FRANCE AVE 0.3 MI E IN EDINA - CONSTRUCT PARALLEL ACCELERATION LANE AT EB ENTRANCE RAMP FROM FRANCE AVE (ASSOCIATED TO 2774-23 AND 027-617-030)	0.18	SH	OTHER	HSIP	572,400	515,160	-	-	57,240	-	-	
1536	MN 62	2775-26	2019	MNDOT	**ELLA**MN 62, FROM PORTLAND AVE TO 28TH ST IN MPLS - BITUMINOUS MILL AND OVERLAY, REHAB BRIDGE 27521, ADA IMPROVEMENTS	1.84	RS	MILL AND OVERLAY	NHPP	1,029,903	823,922	-	-	205,981	-	-	
1537	I 94	2781-447	2019	MNDOT	**SPP**I94 MAINLINE, WB EXIT RAMP, & EB ENTRANCE RAMP OVER LRT, S 17TH AVE, AND HIAWATHA BIKE TRAIL LOCATED JUST EAST OF JCT OF TH55 IN MINNEAPOLIS - REHAB BRIDGES 27859, 27861, AND 27V28	0.27	BI	BRIDGE PAINTING	NHPP	1,079,000	971,100	-	-	107,900	-	-	
1538	I 94	2781-474	2019	MNDOT	EB I94, FROM 20TH ST S TO 23RD AVE S IN MINNEAPOLIS - REMOVE AND REPLACE NOISEWALL #98	0.14	NO	NOISE ABATEMENT	SF	665,000	-	-	-	665,000	-	-	
1539	I 94	2781-498	2019	MNDOT	**17NEW**CHAP3**I94 BRIDGES 27909 EB AND 27925 WB AND I694 BRIDGE 27926 EB AT JCT SHINGLE CREEK IN BROOKLYN CENTER- INSTALL PIER PILE WRAPS FOR THREE PIERS	0.03	BI	BRIDGE REPAIR	BF	300,000	-	-	-	-	300,000	-	
1540	I 35W	2782-330	2019	MNDOT	**SPP**ADA**I35W, FROM PORTLAND AVE TO WASHINGTON AVE IN MPLS - BITUMINOUS MILL AND OVERLAY, CONCRETE PAVEMENT REHABILITATION, REPAIR DRAINAGE STRUCTURES AND PIPE, ADA UPGRADES, TMS	1.56	RS	MILL AND OVERLAY	NHPP	2,273,000	2,045,700	-	-	227,300	-	-	
1541	I 35W	2782-350	2019	MNDOT	**17NEW**I35W/I35, FROM JCT 150TH ST W (CRYSTAL LAKE RD) IN BURNSVILLE TO JCT 42ND ST IN MPLS- REPLACE STATIC MNPASS SIGNS (TIED TO SP 8825-658)	14.72	TM	SIGNING	SF	500,000	-	-	-	500,000	-	-	

ATP METRO		SFY 2019-2022 STATE TRANSPORTATION IMPROVEMENT PROGRAM (STIP)														
SORT BY: ATP, YEAR, TRANSIT, RAIL, LOCAL SP, MNDOT SP, SETASIDE																
SEQ#	ROUTE SYSTEM	PROJECT NUMBER (SP)	YEAR	AGENCY	PROJECT DESCRIPTION	MILE	PRGM	WORK TYPE	PROPOSED FUND	STIP TOTAL	FHWA	AC	FTA	TH	BOND	OTHER
1542	I 35W	2783-166	2019	MNDOT	**ELLA**17NEW**SPP**I35W, FROM 4TH ST SE IN MPLS TO ROSEGATE IN ROSEVILLE-BITUMINOUS MILL AND OVERLAY, ADA (TIED TO 6284-184)	4.65	RD	MILL AND OVERLAY	NHPP	19,224,765	16,384,944	-	-	1,820,549	-	1,019,272
1543	I 494	2785-408	2019	MNDOT	**CHAP214**I494, AT HENNEPIN-CSAH 9 (ROCKFORD ROAD) IN PLYMOUTH - RE-DECK BRIDGE #27972, REPAIR APPROACHES INCLUDING BITUMINOUS MILL AND CONCRETE PAVEMENT, SIGNALS, DRAINAGE, ADA, ADD TURN LANES ON RAMP	0.00	AM	BRIDGE DECK REPLACEMENT	BF	4,860,000	-	-	-	-	4,860,000	-
1544	I 494	2785-419	2019	MNDOT	I494, FROM I394 IN MINNETONKA ALONG CORRIDOR TO THE I94/694 INTERCHANGE IN MAPLE GROVE-LANDSCAPING (TIED TO 2785-426)	8.14	RB	LANDSCAPING	SF	170,000	-	-	-	170,000	-	-
1545	I 494	2785-420A	2019	MNDOT	I494, CSAH 61 OVER I494, BRIDGE 27762 IN EDEN PRAIRIE-RECONSTRUCT TRAIL ADJACENT TO BRIDGE AND REPLACE SIGNALS AT RAMP INTERSECTIONS (OTHER AMOUNT IS \$345K LOCAL AMOUNT RECEIVED VIA PARTNERSHIP)	0.05	AM	TRAFFIC SIGNAL REVISION	SF	618,000	-	-	-	273,000	-	345,000
1546	I 494	2785-426	2019	MNDOT	I494, FROM I394 IN MINNETONKA TO I94/I694 INTERCHANGE IN MAPLE GROVE-LANDSCAPING (TIED TO 2785-419)	8.14	RB	LANDSCAPING	SF	130,000	-	-	-	130,000	-	-
1547	I 394	2789-151	2019	MNDOT	**17NEW**CHAP3**I394, OVER DUNWOODY BLVD BRIDGE #27831, ON RAMP OVER EB BRIDGE #27831C, BRIDGE #27831A WB ON RAMP, AND BRIDGE #27831B EB OFF RAMP IN MPLS - REHAB 4 BRIDGES	0.38	BI	BRIDGE REPAIR	BF	2,887,000	-	-	-	-	2,887,000	-
1548	US 10	6205-39	2019	MNDOT	EB US 10, FROM SB I35W TO RAMSEY CSAH 96 IN ARDEN HILLS - CONSTRUCT 2 LANE EXIT FROM I35W, EB US 10 AUXILIARY LANE, AND NOISE WALLS	0.70	MC	AUXILIARY LANE	NHPP	2,919,000	2,335,200	-	-	583,800	-	-
1549	MN 51	6215-106	2019	MNDOT	MN 51, AT MIDWAY PARKWAY/DAN PATCH AVE IN ST PAUL - SIGNAL SYSTEM REPLACEMENT	0.00	SC	TRAFFIC SIGNAL REVISION	SF	300,000	-	-	-	150,000	-	150,000
1550	MN 51	6216-136	2019	MNDOT	**ADA**MN 51, AT HOYT AVE IN FALCON HGTS/ST PAUL - SIGNAL SYSTEM REPLACEMENT, ADA UPGRADES	0.00	SC	TRAFFIC SIGNAL REVISION	SF	400,000	-	-	-	225,000	-	175,000
1551	US 61	6220-83	2019	MNDOT	US 61, 0.2 MI N OF MAXWELL AVE IN MAPLEWOOD TO 0.2 MI S OF WARNER RD IN ST PAUL - REPLACE LIGHTING	4.03	SC	LIGHTINGS	NHPP	1,300,000	1,040,000	-	-	260,000	-	-

ATP METRO		SFY 2019-2022 STATE TRANSPORTATION IMPROVEMENT PROGRAM (STIP)														
SORT BY: ATP, YEAR, TRANSIT, RAIL, LOCAL SP, MNDOT SP, SETASIDE																
SEQ#	ROUTE SYSTEM	PROJECT NUMBER (SP)	YEAR	AGENCY	PROJECT DESCRIPTION	MILE	PRGM	WORK TYPE	PROPOSED FUND	STIP TOTAL	FHWA	AC	FTA	TH	BOND	OTHER
1552	US 61	6221-109	2019	MNDOT	US 61 AT MARGARET AND GREENBRIAR STREETS IN ST PAUL - ADA RAMPS, CROSSINGS, PED SIGNALS	0.23	AM	COOP CONST AGREEMENT	SF	500,000	-	-	-	500,000	-	-
1553	MN 120	6227-83	2019	MNDOT	MN 120, FROM I94 S RAMP TO WOODLAND DR IN MAPLEWOOD-ATMS INSTALLATION AND SIGNAL OPTIMIZATION	6.87	TM	TRAFFIC MANAGEMENT SYSTEM	CMAQ	1,085,400	868,320	-	-	217,080	-	-
1554	US 10	6243-18	2019	MNDOT	US 10 FROM N JCT I35W TO 0.7 MI E CR J IN MOUNDS VIEW - INSTALL CONTINUOUS FREEWAY LIGHTING (ASSOCIATED TO 6284-180)	0.70	SH	LIGHTINGS	HSIP	234,266	210,839	-	-	23,427	-	-
1555	I 35E	6280-406	2019	MNDOT	I35E IN MEDIAN FROM JCT W 7TH ST TO JCT GRAND AVE IN ST PAUL- LANDSCAPING	2.75	RB	LANDSCAPING	SF	50,000	-	-	-	50,000	-	-
1556	I 94	6282-212	2019	MNDOT	**SPP**17NEW**ADA**I94, FROM MN 280 TO 0.1 MI W OF WESTERN AVE IN ST PAUL - BITUMINOUS MILL AND OVERLAY, EROSION CONTROL, DRAINAGE REPAIR, SIGNAL REPLACEMENT AND ADA IMPROVEMENTS	4.28	RS	MILL AND OVERLAY	NHPP	8,685,000	7,411,500	-	-	823,500	-	450,000
1557	I 94	6282-217A	2019	MNDOT	**COCII** I-94, FROM MPLS TO ST PAUL- PRELIMINARY DESIGN FOR CORRIDOR IMPROVEMENTS	0.00	CA	PLANNING	SF	144,000	-	-	-	144,000	-	-
1558	I 94	6282-235	2019	MNDOT	I94 AT DALE ST IN ST PAUL - BARRIER SEPARATED, ENCHANCED SIDEWALK WIDTH AND ACCOMMODATION OF MODIFIED BRIDGE STRUCTURE (ASSOCIATED TO 062-653-011)	0.00	AM	OTHER	SF	1,750,000	-	-	-	1,750,000	-	-
1559	I 35W	6284-180	2019	MNDOT	**AC**PoDI**SPP**17NEW**CHAP3**ADA**I35W, FROM CO RD B2 IN ROSEVILLE TO 0.1 MI N SUNSET AVE (ANOKA CR 53) IN LINO LAKES, CONSTRUCT MNPASS LANE FROM CR C TO LEXINGTON AVE (ANOKA CSAH 17), CONC OVLY FROM CR C TO CR 53, MISC PAVEMENT RECONSTRUCT & BIT M&O, REHAB 17 BRIDGES AND REPLACE 5 BRIDGES, ADD AUXILIARY LANES AT MULTIPLE LOCATIONS, NOISE WALLS AND ON US10, FROM N JCT I35W TO 0.7 MI E CSAH J, CONSTRUCT WB AUXILIARY LANE, EB CONC OVLY, NOISE WALL (ASSOCIATED TO 6243-18) (AC PROJECT, PAYBACKS IN FY20, FY21, FY22)	12.70	MC	MAJOR CONST.	NHPP BF	88,554,000	69,204,000	100,446,000	-	-	18,850,000	500,000
1560	I 35W	6284-180UT	2019	MNDOT	I35W, FROM CO RD B2 IN ROSEVILLE TO 0.1 MI N SUNSET AVE (ANOKA CR 53) IN LINO LAKES - I35E N MNPASS PROJECT UTILITY AND RAILROAD AGREEMENT	12.70	MA	UTILITY AGREEMENT	SF	2,120,000	-	-	-	2,120,000	-	-

ATP METRO		SFY 2019-2022 STATE TRANSPORTATION IMPROVEMENT PROGRAM (STIP)														
SORT BY: ATP, YEAR, TRANSIT, RAIL, LOCAL SP, MNDOT SP, SETASIDE																
SEQ#	ROUTE SYSTEM	PROJECT NUMBER (SP)	YEAR	AGENCY	PROJECT DESCRIPTION	MILE	PRGM	WORK TYPE	PROPOSED FUND	STIP TOTAL	FHWA	AC	FTA	TH	BOND	OTHER
1561	I 35W	6284-184	2019	MNDOT	**ELLA**17NEW**I35W FROM MN 280 TO MN 36 IN ROSEVILLE - DRAINAGE IMPROVEMENTS (TIED TO 2783-166)	0.90	DR	CULVERT REHAB	NHPP	498,771	448,894	-	-	49,877	-	-
1562	I 694	6285-157	2019	MNDOT	I694, FROM 0.9 MI E OF RICE ST IN LITTLE CANADA TO 0.1 MI W OF LEXINGTON IN ARDEN HILLS - LANDSCAPING	3.03	RB	LANDSCAPING	SF	125,000	-	-	-	125,000	-	-
1563	MN 13	7001-115	2019	MNDOT	MN 13, FROM MN 19 IN CEDAR LAKE TWP TO 0.3 MI SOUTH OF SCOTT-CSAH 21 (EAGLE CREEK AVE) IN PRIOR LAKE - RECONDITIONING/REHAB, CONCRETE MEDIAN, DRAINAGE REPAIRS, TURN LANES, ADA IMPROVEMENTS, NEW TRAIL, NEW SIGNAL AT MN 13/CSAH 12	14.21	RD	BITUMINOUS RECLAMATION	STBGP	9,758,000	7,566,400	-	-	1,891,600	-	300,000
1564	MN 13	7001-127	2019	MNDOT	MN 13, NB AND SB AT SCOTT-CSAH 21 IN SPRING LK TWP-CONSTRUCT SECOND LEFT TURN LANE AND NEW RIGHT TURN LANE, RELOCATE PLEASANT ST INTERSECTION TO THE SOUTH, REPLACE SIGNAL SYSTEM AND ADA WORK (ASSOCIATED TO 070-621-032)	0.25	AM	COOP CONST AGREEMENT	SF	1,305,000	-	-	-	1,305,000	-	-
1565	MN 21	7002-47	2019	MNDOT	**ADA**MN 21, FROM MN 19 IN NEW PRAGUE TO US 169 IN JORDAN - BITUMINOUS OVERLAY, CPR, TURN LANES, SIGN REPLACEMENT, ADA IMPROVEMENTS, DRAINAGE	10.24	RD	BITUMINOUS OVERLAY	STBGP	5,810,000	4,648,000	-	-	1,162,000	-	-
1566	MN 97	8201-20	2019	MNDOT	MN 97, REALIGN/RECONSTRUCT FRONTAGE RD (HORNSBY ST) ON NORTH SIDE OF MN 97 IN COLUMBUS-RELOCATE INTERSECTION 500 FT EAST	0.30	AM	COOP CONST AGREEMENT	SF	346,000	-	-	-	346,000	-	-
1567	MN 36	8204-72	2019	MNDOT	**TED**MN 36, AT CSAH 35 (HADLEY AVE) IN OAKDALE-CONSTRUCT INTERCHANGE AND CONSTRUCT GATEWAY STATE TRAIL ACCESS (ASSOCIATED TO 082-596-005 AND 082-090-007)	0.91	AM	COOP CONST AGREEMENT	SF	4,000,000	-	-	-	4,000,000	-	-
1568	MN 36	8204-72A	2019	MNDOT	MN 36, AT CSAH 35 (HADLEY AVE) IN OAKDALE-CONSTRUCT INTERCHANGE AND CONSTRUCT GATEWAY STATE TRAIL ACCESS (ASSOCIATED TO 082-596-005 AND 082-090-007)	0.91	AM	COOP CONST AGREEMENT	SF	710,000	-	-	-	710,000	-	-
1569	MN 95	8208-40	2019	MNDOT	**SEC164**MN 95, FROM 70TH ST TO MN 61 IN COTTAGE GROVE - CONSTRUCT RIGHT TURN LANES, WIDEN SHOULDERS, BITUMINOUS MILL AND OVERLAY	4.84	SC	TURN LANES	STBGP	7,435,000	6,188,000	-	-	1,247,000	-	-

ATP METRO		SFY 2019-2022 STATE TRANSPORTATION IMPROVEMENT PROGRAM (STIP)														
SORT BY: ATP, YEAR, TRANSIT, RAIL, LOCAL SP, MNDOT SP, SETASIDE																
SEQ#	ROUTE SYSTEM	PROJECT NUMBER (SP)	YEAR	AGENCY	PROJECT DESCRIPTION	MILE	PRGM	WORK TYPE	PROPOSED FUND	STIP TOTAL	FHWA	AC	FTA	TH	BOND	OTHER
1570	MN 95	8210-109	2019	MNDOT	MN 95, AT 0.01 MI N OF INTERSECTION WITH CHESTNUT ST IN MARINE ON ST CROIX - EROSION REPAIR	0.29	AM	STORM SEWER - NEW	SF	50,000	-	-	-	50,000	-	-
1571	MN 36	8214-114AN	2019	MNDOT	MN 36, ON LOOKOUT TRAIL RD, FROM BEACH RD IN OAK PARK HEIGHTS TO MN 95 IN STILLWATER - RECONSTRUCT PAVEMENT, GRADING AND DRAINAGE AS PART OF THE ST CROIX RIVER CROSSING PROJECT	0.69	AM	COOP CONST AGREEMENT	SF	800,000	-	-	-	800,000	-	-
1572	MN 36	8214-114MIT19	2019	MNDOT	MN 36, OVER ST CROIX RIVER NEAR STILLWATER-MITIGATION/CONSULTANT ITEMS FOR REPLACEMENT OF RIVER BRIDGE 4654	0.20	CA	OTHER	SF	1,272,000	-	-	-	636,000	-	636,000
1573	MN 36	8214-114SA19	2019	MNDOT	MN 36, ST CROIX CROSSING PROJECT SETASIDE FOR SUPPLEMENTAL AGREEMENTS/OVERRUNS FOR REPLACEMENT OF RIVER BRIDGE 4654	0.00	SA	SUPP. AGREE & COST OVERRUNS	SF	2,100,000	-	-	-	1,000,000	-	1,100,000
1574	MN 36	8214-176	2019	MNDOT	MN 36, FROM SUNNYSIDE DR TO 0.2 MI N OF SUNNYSIDE DR - LANDSCAPING AS PART OF THE ST CROIX RIVER CROSSING PROJECT	0.16	RB	LANDSCAPING	SF	250,000	-	-	-	250,000	-	-
1575	MN 244	8219-25	2019	MNDOT	**ADA**MN 244, FROM JCT MN 120 IN WHITE BEAR LAKE TO CSAH 12 IN MAHTOMEDI - BITUMINOUS MILL AND OVERLAY, ADD SHOULDER, SIGNAL REVISION, CULVERT REPLACEMENT, ADA UPGRADES	1.33	RS	MILL AND OVERLAY	STBGP	2,919,000	2,335,200	-	-	583,800	-	-
1576	194	8282-128	2019	MNDOT	ADJACENT TO I94 FROM MANNING AVE TO MIDWEST TRAIL N IN AFTON - RECONSTRUCT BITUMINOUS BIKE TRAIL AND DRAINAGE	0.61	BT	IMPROVE EXISTING TRAIL	SF	116,000	-	-	-	116,000	-	-
1577	194	8282-137	2019	MNDOT	ADJACENT TO I94 FROM 0.8 MI E OF NEAL AVE N TO 0.3 MI W OF STAGECOACH TRAIL N IN W LAKELAND TWP - RECONSTRUCT BITUMINOUS BIKE TRAIL AND DRAINAGE	1.16	BT	IMPROVE EXISTING TRAIL	SF	240,000	-	-	-	240,000	-	-
1578	194	8282-138	2019	MNDOT	I94, ST CROIX WEIGH STATION IN STILLWATER-CONCRETE PAVEMENT REPAIR	1.00	RS	CONCRETE PAVEMENT REPAIR	SF	150,000	-	-	-	150,000	-	-

ATP METRO		SFY 2019-2022 STATE TRANSPORTATION IMPROVEMENT PROGRAM (STIP)															
SORT BY: ATP, YEAR, TRANSIT, RAIL, LOCAL SP, MNDOT SP, SETASIDE																	
SEQ#	ROUTE SYSTEM	PROJECT NUMBER (SP)	YEAR	AGENCY	PROJECT DESCRIPTION	MILE	PRGM	WORK TYPE	PROPOSED FUND	STIP TOTAL	FHWA	AC	FTA	TH	BOND	OTHER	
1579	I 694	8286-81	2019	MNDOT	**SPP**1694 IN OAKDALE - 10TH ST (CSAH10) TO JCT I694/I494/I94 AND I494, 0.1 MI S TAMARACK RD TO JCT I694/I494/I94 - CONCRETE OVERLAY; AUXILIARY LANE SB FROM 10TH ST TO I94 AND I94 TO TAMARACK RD; REPLACE AND WIDEN BRIDGES 82831 AND 82832; REHAB BRIDGE 82817 AND INSTALL CENTER PIER STRUT, RECONSTRUCT ALL LOOPS AT I94 INTERCHANGE AND WIDEN SE RAMP, OVERLAY RAMPS AND LOOPS AT TAMARACK RD AND OVERLAY SE AND SW RAMPS AT 10TH ST INTERCHANGE	2.60	RC	CONCRETE OVERLAY	NHPP	30,235,000	27,211,500	-	-	3,023,500	-	-	
1580	MN 999	8825-558	2019	MNDOT	**17NEW**METRO DISTRICTWIDE - POND RESTORATION AND CLEAN OUT	0.00	DR	EROSION REPAIR	STBGP	1,918,000	1,534,400	-	-	383,600	-	-	
1581	MN 999	8825-608	2019	MNDOT	METROWIDE-TRAFFIC DETECTOR LOOP REPLACEMENTS	0.00	TM	TRAFFIC MANAGEMENT SYSTEM	SF	75,000	-	-	-	75,000	-	-	
1582	MN 999	8825-658	2019	MNDOT	I35 FROM CRYSTAL LK RD TO I35/35W/35E, I35W FROM I35/35W/35E TO 42ND ST, I94 FROM 1ST AVE S TO N WESTERN AVE- REMOVE INTELLIGENT LANE CONTROL SIGNALS AND INSTALL DYNAMIC MESSAGE SIGNS (TIED TO SP 2782-350)	0.00	TM	TRAFFIC MANAGEMENT SYSTEM	STBGP	1,450,000	360,000	-	-	1,090,000	-	-	
1583	MN 999	8825-664	2019	MNDOT	**ITS**ELLA**STATEWIDE- REPLACE SHELTERS AND DYNAMIC MESSAGE SIGNS	0.00	TM	TRAFFIC MANAGEMENT SYSTEM	STBGP	1,078,906	863,125	-	-	215,781	-	-	
1584	MN 999	8825-673	2019	MNDOT	METROWIDE - REPLACE CAMERAS AND SHELTERS	0.00	TM	TRAFFIC MANAGEMENT SYSTEM	STBGP	1,055,000	748,000	-	-	307,000	-	-	
1585	MN 999	8825-681	2019	MNDOT	**17NEW**ELLA**METROWIDE - PIPE AND CULVERT VIDEO INSPECTION AND CLEANING	0.00	DR	CULVERT REHAB	STBGP	1,332,461	1,065,969	-	-	266,492	-	-	
1586	MN 999	8825-682	2019	MNDOT	**17NEW**CHAP3**METROWIDE- OVERHEAD SIGN REPLACEMENTS	0.00	SC	SIGNING	BF	2,000,000	-	-	-	-	2,000,000	-	
1587	MN 999	8825-724	2019	MNDOT	METROWIDE-ADA SMALL BUSINESS OPPORTUNITY PILOT PROGRAM	0.00	SC	PED RAMPS (ADA IMP)	SF	500,000	-	-	-	500,000	-	-	
1588	MN 999	8825-725	2019	MNDOT	METROWIDE-BLOWING SNOW CONTROL	0.00	RB	OTHER	SF	500,000	-	-	-	500,000	-	-	
1589	MN 999	880M-ADA-19	2019	MNDOT	DISTRICTWIDE SETASIDE FOR ADA/BIKE/PED PROJECTS - FY 2019	0.00	SC	BIKE/PED	SF	1,344,000	-	-	-	1,344,000	-	-	
1590	MN 999	880M-CA-19	2019	MNDOT	DISTRICTWIDE SETASIDE -EXTERNAL PROJECT DELIVERY-FY 2019	0.00	CA	MISC. AGREEMENT	SF	14,900,000	-	-	-	14,900,000	-	-	
1591	MN 999	880M-CA-19A	2019	MNDOT	**17NEW**DISTRICTWIDE SETASIDE - PROJECT DELIVERY-FY 2019	0.00	CA	MISC. AGREEMENT	SF	8,500,000	-	-	-	8,500,000	-	-	

ATP METRO		SFY 2019-2022 STATE TRANSPORTATION IMPROVEMENT PROGRAM (STIP)															
SORT BY: ATP, YEAR, TRANSIT, RAIL, LOCAL SP, MNDOT SP, SETASIDE																	
SEQ#	ROUTE SYSTEM	PROJECT NUMBER (SP)	YEAR	AGENCY	PROJECT DESCRIPTION	MILE	PRGM	WORK TYPE	PROPOSED FUND	STIP TOTAL	FHWA	AC	FTA	TH	BOND	OTHER	
1592	MN 999	880M-PD-19	2019	MNDOT	DISTRICTWIDE SETASIDE -INTERNAL PROJECT DELIVERY-FY 2019	0.00	CA	MISC. AGREEMENT	SF	4,200,000	-	-	-	4,200,000	-	-	
1593	MN 999	880M-PM-19	2019	MNDOT	**SPP**DISTRICTWIDE SETASIDE FOR PREVENTIVE MAINTENANCE PROJECTS - FY 2019	0.00	PM	PREVENTIVE MAINTENANCE	SF	6,015,000	-	-	-	6,015,000	-	-	
1594	MN 999	880M-RB-19	2019	MNDOT	DISTRICTWIDE SETASIDE FOR LANDSCAPE PARTNERSHIPS - FY 2019	0.00	RB	LANDSCAPE PARTNERSHIP	SF	100,000	-	-	-	100,000	-	-	
1595	MN 999	880M-RW-19	2019	MNDOT	DISTRICTWIDE SETASIDE FOR RIGHT OF WAY - FY 2019	0.00	RW	RIGHT OF WAY PURCHASE	SF	12,000,000	-	-	-	12,000,000	-	-	
1596	MN 999	880M-RX-19	2019	MNDOT	DISTRICTWIDE SETASIDE FOR ROAD REPAIR - FY 2019	0.00	RX	BARC	SF	4,867,000	-	-	-	4,867,000	-	-	
1597	MN 999	880M-SA-19	2019	MNDOT	DISTRICTWIDE SETASIDE FOR SUPPLEMENTAL AGREEMENTS/OVERRUNS - FY 2019	0.00	SA	SUPP. AGREE & COST OVERRUNS	SF	15,400,000	-	-	-	15,400,000	-	-	
1598	MN 999	880M-TRLF-19	2019	MNDOT	**TRLF**REPAYMENT, FY 2019, TRLF LOANS USED FOR RIGHT OF WAY PURCHASE ON TH 65	0.00	RW	RIGHT OF WAY PURCHASE	SF	216,000	-	-	-	216,000	-	-	
Total										702,115,140	305,562,170	134,994,493	97,395,192	119,717,097	59,983,540	119,457,141	

ATP METRO		SFY 2019-2022 STATE TRANSPORTATION IMPROVEMENT PROGRAM (STIP)														
SORT BY: ATP, YEAR, TRANSIT, RAIL, LOCAL SP, MNDOT SP, SETASIDE																
SEQ#	ROUTE SYSTEM	PROJECT NUMBER (SP)	YEAR	AGENCY	PROJECT DESCRIPTION	MILE	PRGM	WORK TYPE	PROPOSED FUND	STIP TOTAL	FHWA	AC	FTA	TH	BOND	OTHER
1599	BB	TRF-0051-20	2020	MNDOT	SECT 5310: SCOTT COUNTY-MOBILITY MANAGEMENT	0.00	NB	TRANSIT GRANT CAP IMP (NON-VEHICLE)	FTA	424,360	-	-	339,488	-	-	84,872
1600	BB	TRF-9056-20	2020	MNDOT	SECT 5310: NEWTRAX-MOBILITY MANAGEMENT	0.00	NB	TRANSIT GRANT CAP IMP (NON-VEHICLE)	FTA	206,000	-	-	164,800	-	-	41,200
1601	BB	TRF-9917-20	2020	MNDOT	SECT 5310: DAKOTA COUNTY-MOBILITY MANAGEMENT	0.00	NB	TRANSIT GRANT CAP IMP (NON-VEHICLE)	FTA	309,000	-	-	247,200	-	-	61,800
1602	BB	TRF-TCMT-20	2020	MET COUNCIL-MTS	SECT 5307: TWIN CITIES MET COUNCIL MTS-MTS BUS ACQUISITION	0.00	B9	TRANSIT VEHICLE PURCHASE	FTA	37,615,968	-	-	30,092,774	-	-	7,523,194
1603	BB	TRF-TCMT-20A	2020	MET COUNCIL-MTS	SECT 5307: TWIN CITIES MET COUNCIL U OF M-U OF MN BUS ACQUISITION	0.00	B9	TRANSIT VEHICLE PURCHASE	FTA	344,849	-	-	275,879	-	-	68,970
1604	BB	TRF-TCMT-20AC	2020	MET COUNCIL-MT	SECT 5337: TWIN CITIES MET COUNCIL MT-BUS AND RAIL SUPPORT FACILITY REHAB AND RENOVATE: HOISTS, EQUIPMENT, FACILITY APPURTENANCES, ROOF	0.00	GR	TRANSIT GRANT CAP IMP (NON-VEHICLE)	FTA	2,050,000	-	-	1,640,000	-	-	410,000
1605	BB	TRF-TCMT-20AF	2020	MET COUNCIL-MT	SECT 5337: TWIN CITIES MET COUNCIL MT - RAIL PUBLIC FACILITIES MAINTENANCE AND REHAB INITIATIVES: SIGNS, LIGHTS, SECURITY, HEAT	0.00	GR	TRANSIT GRANT CAP IMP (NON-VEHICLE)	FTA	1,000,000	-	-	800,000	-	-	200,000
1606	BB	TRF-TCMT-20AG	2020	MET COUNCIL-MT	SECT 5337: TWIN CITIES MET COUNCIL MT-ASSOCIATED CAPITAL MAINTENANCE-BUS	0.00	GR	TRANSIT OPERATIONS	FTA	781,363	-	-	625,091	-	-	156,272
1607	BB	TRF-TCMT-20B	2020	MET COUNCIL-MTS	SECT 5307: TWIN CITIES MET COUNCIL MTS-REGIONAL FLEET CAPITAL COST OF CONTRACTING	0.00	B9	TRANSIT OPERATIONS	FTA	3,750,000	-	-	3,000,000	-	-	750,000
1608	BB	TRF-TCMT-20D	2020	MET COUNCIL-MT	SECT 5307: TWIN CITIES MET COUNCIL MT-BUS AND RAIL OPERATIONS COMMUNICATIONS AND CONTROL CAPITAL EQUIPMENT, HARDWARE AND SOFTWARE REPLACEMENT AND EXPANSION, ADVANCE SCHEDULE PLANNING SOFTWARE, CUSTOMER REAL-TIME SOFTWARE	0.00	B9	TRANSIT OPERATIONS	FTA	680,000	-	-	544,000	-	-	136,000
1609	BB	TRF-TCMT-20F	2020	MET COUNCIL-MT	SECT 5337: TWIN CITIES MET COUNCIL MT-BUS ACQUISITION	0.00	GR	TRANSIT VEHICLE PURCHASE	FTA	14,965,140	-	-	12,720,369	-	-	2,244,771
1610	BB	TRF-TCMT-20G	2020	MET COUNCIL-MT	SECT 5339: TWIN CITIES MET COUNCIL MT-BUS ACQUISITION	0.00	BB	TRANSIT VEHICLE PURCHASE	FTA	14,965,140	-	-	12,720,369	-	-	2,244,771
1611	BB	TRF-TCMT-20N	2020	MET COUNCIL-MT	SECT 5307: TWIN CITIES MET COUNCIL MT-HEYWOOD GARAGE EXPANSION DESIGN, ENGINEERING AND CONSTRUCTION	0.00	B9	TRANSIT GRANT CAP IMP (NON-VEHICLE)	FTA	25,350,885	-	-	20,280,708	-	-	5,070,177

ATP METRO		SFY 2019-2022 STATE TRANSPORTATION IMPROVEMENT PROGRAM (STIP)														
SORT BY: ATP, YEAR, TRANSIT, RAIL, LOCAL SP, MNDOT SP, SETASIDE																
SEQ#	ROUTE SYSTEM	PROJECT NUMBER (SP)	YEAR	AGENCY	PROJECT DESCRIPTION	MILE	PRGM	WORK TYPE	PROPOSED FUND	STIP TOTAL	FHWA	AC	FTA	TH	BOND	OTHER
1612	BB	TRF-TCMT-20P	2020	MET COUNCIL-MT	SECT 5337: TWIN CITIES MET COUNCIL MT-RAIL MISCELLANEOUS EQUIPMENT REHAB RENOVATE (VIDEO, TRAIN OPERATOR TECH, SYSTEMS TECH, SECURITY, TRACK TECHNOLOGY AND EQUIPMENT)	0.00	GR	TRANSIT GRANT CAP IMP (NON-VEHICLE)	FTA	1,000,000	-	-	800,000	-	-	200,000
1613	BB	TRF-TCMT-20Q	2020	MET COUNCIL-MT	SECT 5337: TWIN CITIES MET COUNCIL MT-RAIL VEHICLE MAINTENANCE AND OVERHAUL	0.00	GR	TRANSIT OPERATIONS	FTA	6,850,000	-	-	5,480,000	-	-	1,370,000
1614	BB	TRF-TCMT-20R	2020	MET COUNCIL-MT	SECT 5337: TWIN CITIES MET COUNCIL MT-RAIL SYSTEM REHAB: TRACK REHAB REPAIR, MISCELLANEOUS MAINTENANCE, CATENARY, POWER SYSTEMS	0.00	GR	TRANSIT OPERATIONS	FTA	2,400,000	-	-	1,920,000	-	-	480,000
1615	BB	TRF-TCMT-20T	2020	MET COUNCIL-MT	SECT 5307: TWIN CITIES MET COUNCIL MT-PREVENTIVE MAINTENANCE	0.00	B9	TRANSIT OPERATIONS	FTA	6,250,000	-	-	5,000,000	-	-	1,250,000
1616	BB	TRF-TCMT-20V	2020	MET COUNCIL-MT	SECT 5337: TWIN CITIES MET COUNCIL MT-CAPITAL LEASE-TIRES	0.00	GR	TRANSIT OPERATIONS	FTA	3,888,902	-	-	3,111,122	-	-	777,780
1617	BB	TRF-TCMT-20W	2020	MET COUNCIL-MT	SECT 5307: TWIN CITIES MET COUNCIL MT-TRANSIT BUSINESS COMPUTER HW & SW	0.00	B9	TRANSIT OPERATIONS	FTA	4,511,000	-	-	3,608,800	-	-	902,200
1618	LOCAL 999	TRS-TCMT-20	2020	MET COUNCIL-MT	CMAQ TDM: ACTIVITIES TO REDUCE SOV USE BY VAN POOLS, CAR POOL AND RIDE MATCHING PROGRAMS, MARKETING, TRANSIT RIDERSHIP INCENTIVES BY SUPPORTING SEVERAL TRANSPORTATION MANAGEMENT ORGANIZATIONS AND OTHER TRAVEL DEMAND MANAGEMENT STRATEGIES THAT RESULT IN REDUCED VEHICLE MILES TRAVELED AND LIGHT DUTY VEHICLE EMISSIONS	0.00	TM	TRANSIT OPERATIONS	CMAQ	4,375,000	3,500,000	-	-	-	-	875,000
1619	BB	TRS-TCMT-20A	2020	MET COUNCIL-MT	PURCHASE 4 EXPANSION 60-FOOT ARTICULATED BUSES, 14 60-FOOT BUSES IN LIEU OF 40-FOOT PLANNED REPLACEMENT BUSES, LARGER VEHICLE DOORS, AND TECHNOLOGY IMPROVEMENTS FOR LAKE ST CORRIDOR	8.20	TR	TRANSIT VEHICLE PURCHASE	CMAQ	8,750,000	7,000,000	-	-	-	-	1,750,000
1620	BB	TRS-TCMT-20B	2020	SOUTHWEST TRANSIT	PURCHASE EIGHT 35-40 FOOT CUTAWAY VEHICLES AND OPERATE SERVICE FOR CONNECTOR SERVICE BETWEEN EDEN PRAIRIE AND MALL OF AMERICA	35.00	TR	TRANSIT VEHICLE PURCHASE	CMAQ	7,004,381	5,603,505	-	-	-	-	1,400,876
1621	BB	TRS-TCMT-20C	2020	MET COUNCIL-MT	HEYWOOD GARAGE EXPANSION DESIGN, ENGINEERING AND CONSTRUCTION	0.00	TR	TRANSIT GRANT CAP IMP (NON-VEHICLE)	STBGP	84,000,000	7,000,000	-	-	-	-	77,000,000

ATP METRO		SFY 2019-2022 STATE TRANSPORTATION IMPROVEMENT PROGRAM (STIP)															
SORT BY: ATP, YEAR, TRANSIT, RAIL, LOCAL SP, MNDOT SP, SETASIDE																	
SEQ#	ROUTE SYSTEM	PROJECT NUMBER (SP)	YEAR	AGENCY	PROJECT DESCRIPTION	MILE	PRGM	WORK TYPE	PROPOSED FUND	STIP TOTAL	FHWA	AC	FTA	TH	BOND	OTHER	
1622	RR	19-00150	2020	MNDOT	UP RR, AT T 58, 170TH ST W IN EMPIRE TOWNSHIP- INSTALL GATES	0.00	SR	RR X-ING IMP.	RRS	240,000	216,000	-	-	-	-	24,000	
1623	RR	27-00323	2020	MNDOT	PGR RR, MSAS 429, NORMANDEALE BLVD IN BLOOMINGTON-INSTALL GATES	0.00	SR	RR X-ING IMP.	RRS	240,000	216,000	-	-	-	-	24,000	
1624	RR	62-00216	2020	MNDOT	MNNR RR, CSAH 52, VICTORIA AVE N IN ROSEVILLE- INSTALL GATES	0.00	SR	RR X-ING IMP.	RRS	240,000	216,000	-	-	-	-	24,000	
1625	CSAH 11	002-611-036	2020	ANOKA COUNTY	CSAH 11 (FOLEY BLVD) FROM CSAH 1 (EAST RIVER RD) TO 0.14 MILES NORTH OF CSAH 3 (COON RAPIDS BLVD) IN COON RAPIDS-RECONSTRUCT AND CONSTRUCT OVERPASS OVER BNSF TRACKS	0.77	RC	BRIDGE NEW	STBGP	19,914,120	7,000,000	-	-	-	-	12,914,120	
1626	CSAH 14	002-614-044AC	2020	ANOKA COUNTY	**AC**CSAH 14, 0.15 MI E OF CSAH 18, BRIDGE 02015 OVER COON CREEK IN COON RAPIDS- REHAB PIER CAPS, REPLACE DECK PANELS (AC PAYBACK 1 OF 1)	0.12	BI	BRIDGE DECK REPLACEMENT	NHPP	575,065	575,065	-	-	-	-	-	
1627	CSAH 14	002-614-045	2020	ANOKA COUNTY	**AC**CSAH 14 FROM LEXINGTON AVE NE (CSAH 17) TO 0.23 MI E OF LEVER ST IN BLAINE - RECONSTRUCT FROM 2 TO 4 LANE, TRAFFIC SIGNAL (AC PROJECT, PAYBACK IN FY21)	0.60	BI	RECONST.	NHPP	2,926,408	610,527	573,592	-	-	-	2,315,881	
1628	CSAH 78	002-678-025	2020	ANOKA COUNTY	CSAH 78 (HANSON BLVD) FROM CSAH 11 (NORTHDALE BLVD) TO CSAH 14 (MAIN ST) IN COON RAPIDS-RECONSTRUCT FROM A 4-LANE UNDIVIDED ROADWAY TO A 4-LANE DIVIDED ROADWAY WITH TURN LANES, MULTIUSE TRAIL	0.65	RC	RECONST.	STBGP	4,033,133	2,321,700	-	-	-	-	1,711,433	
1629	PED/BIKE	010-591-001	2020	CARVER COUNTY	US 212 PEDESTRIAN UNDERPASS IN NORWOOD YOUNG AMERICA- CONSTRUCT BOX CULVERT UNDER MN 212, BITUMINOUS TRAIL, ADA CURB RAMPS, DRAINAGE, AND RETAINING WALLS	0.20	EN	NEW TRAIL	STBGTAP	1,654,236	1,225,360	-	-	-	-	428,876	
1630	PED/BIKE	013-090-006AC3	2020	CHISAGO COUNTY	**AC**288TH STREET FROM OLINDA TRAIL TO LAKESIDE TRAIL-CONSTRUCT MULTI-USE TRAIL AND BITUMINOUS MILL AND OVERLAY (AC PAYBACK 3 OF 3)	0.00	EN	NEW TRAIL	STBGTAP	105,552	105,552	-	-	-	-	-	
1631	LOCAL 999	013-596-007	2020	CHISAGO COUNTY	**AC**GOVERNMENT ST FROM 0.1 MI S OF CSAH 20 TO RAVINE ST AND RAVINE ST FROM GOVERNMENT ST TO TH 95- SIDEWALK CONSTRUCTION, RR DEPOT REHABILITATION AND HERITAGE PARK OVERLOOK AND RESTROOMS ALONG TH 95 IN TAYLORS FALLS (AC PROJECT, PAYBACK IN FY2021)	0.50	EN	SIDEWALKS	STBGTAP	67,960	31,248	115,601	-	-	-	36,712	

ATP METRO		SFY 2019-2022 STATE TRANSPORTATION IMPROVEMENT PROGRAM (STIP)															
SORT BY: ATP, YEAR, TRANSIT, RAIL, LOCAL SP, MNDOT SP, SETASIDE																	
SEQ#	ROUTE SYSTEM	PROJECT NUMBER (SP)	YEAR	AGENCY	PROJECT DESCRIPTION	MILE	PRGM	WORK TYPE	PROPOSED FUND	STIP TOTAL	FHWA	AC	FTA	TH	BOND	OTHER	
1632	CSAH 30	013-630-017	2020	CHISAGO COUNTY	**AC**CSAH 30, FROM CEDAR ST IN NORTH BRANCH TO CSAH 10 IN HARRIS-ROADWAY RECONSTRUCTION (AC PROJECT-PAYBACKS IN FY 2021 AND FY2022)	4.75	RC	RECONST.	STBGP	4,300,000	982,300	1,200,000	-	-	-	3,317,700	
1633	CSAH 31	019-030-008AC	2020	DAKOTA COUNTY	**AC**CSAH 31 FROM CSAH 32 TO CSAH 26, CSAH 26 FROM CSAH 31 TO CSAH 43, CSAH 28 FROM BLUE CROSS RD TO CSAH 43, AND CSAH 43 FROM WESCOTT RD TO CSAH 26 IN EAGAN-FIBER OPTIC SIGNAL INTERCONNECTION, TRAFFIC SIGNAL REVISIONS, SIGNAL RETIMING/COORDINATION, TRAFFIC MONITORING CAMERAS (AC PAYBACK 1 OF 1)	9.00	TM	TRAFFIC MANAGEMENT SYSTEM	CMAQ	36,312	36,312	-	-	-	-	-	
1634	PED/BIKE	019-090-021	2020	DAKOTA COUNTY	RIVER TO RIVER GREENWAY FROM LIVINGSTON AVE AND WENTWORTH AVE E INTERSECTION TO WENTWORTH AVE E 0.07 MI E OF MARTHALER LN IN W ST PAUL-CONSTRUCT MULTI-USE TRAIL	0.60	EN	NEW TRAIL	STBGTP	885,600	656,000	-	-	-	-	229,600	
1635	PED/BIKE	019-090-022	2020	DAKOTA COUNTY	DAKOTA COUNTY CONSTRUCT TRAILHEAD, PARKING LOT AND TRAIL CONNECTION FROM BLACK DOG TRAIL TO CEDAR AVE BRIDGE	0.00	BT	NEW TRAIL	FLAP	900,000	600,000	-	-	-	-	300,000	
1636	CSAH 42	019-642-065	2020	DAKOTA COUNTY	CSAH 42, FROM COUNTY LINE TO 0.1 MI E OF CSAH 5 IN BURNSVILLE - MILL AND OVERLAY, ADA IMPROVEMENTS	1.20	RS	MILL AND OVERLAY	NHPP	1,485,000	1,188,000	-	-	-	-	297,000	
1637	CSAH 50	019-650-016AC	2020	DAKOTA COUNTY	**AC**CSAH 50 (202ND ST) FROM HOLYOKE AVE TO CSAH 23 (CEDAR AVE) IN LAKEVILLE-RECONSTRUCT FROM TWO-LANE UNDIVIDED TO DIVIDED WITH CONCRETE MEDIAN, CONSTRUCT MULTIUSE TRAILS, PEDESTRIAN TUNNEL & SIGNAL AT CSAH 23 (AC PAYBACK 1 OF 1)	0.98	RC	MAJOR CONST.	STBGP	3,200,000	3,200,000	-	-	-	-	-	
1638	CSAH 70	019-670-013	2020	DAKOTA COUNTY	**SPPF**CSAH 70, FROM 0.36 MI E OF I35 (KENRICK AVE) TO CSAH 23 (CEDAR AVE) IN LAKEVILLE- EXPAND 2 TO 4 LANE, TURN LANES, MULTI USE TRAIL	3.69	RC	MAJOR CONST.	NHFP	21,875,000	7,000,000	-	-	-	-	14,875,000	
1639	CSAH 86	019-686-018	2020	DAKOTA COUNTY	CSAH 86 (280TH ST) FROM CSAH 23 (GALAXIE AVE) TO MN 3 (CHIPPENDALE AVE) IN EUREKA, CASTLE ROCK, GREENVALE AND WATERFORD TOWNSHIPS-RECONSTRUCT AND WIDEN SHOULDERS	3.50	RC	MAJOR CONST.	STBGP	5,670,000	4,200,000	-	-	-	-	1,470,000	

ATP METRO		SFY 2019-2022 STATE TRANSPORTATION IMPROVEMENT PROGRAM (STIP)															
SORT BY: ATP, YEAR, TRANSIT, RAIL, LOCAL SP, MNDOT SP, SETASIDE																	
SEQ#	ROUTE SYSTEM	PROJECT NUMBER (SP)	YEAR	AGENCY	PROJECT DESCRIPTION	MILE	PRGM	WORK TYPE	PROPOSED FUND	STIP TOTAL	FHWA	AC	FTA	TH	BOND	OTHER	
1640	LOCAL 999	027-030-046	2020	HENNEPIN COUNTY	CSAH 4 AT MUN 90 (WESTGATE DR) IN EDEN PRAIRIE, CSAH 5 AT MUN 52 (24TH AVE) IN MPLS, CSAH 22 AT MUN 99 (49TH ST) IN MPLS, AND CSAH 28 AT MUN 76 (102ND ST) IN BLOOMINGTON - CONSTRUCT DURABLE HIGH-VISIBILITY CROSSWALKS, CURB EXTENSIONS, RAISED MEDIANS, ADA, FLASHING BEACONS	0.00	SH	PED RAMPS (ADA IMP)	HSIP	597,000	477,000	-	-	-	-	120,000	
1641	CSAH 1	027-030-047	2020	HENNEPIN COUNTY	CSAH 1 FROM US 169 TO I494, CSAH 3 FROM CSAH 101 TO CSAH 17, CSAH 5 FROM US 169 TO CSAH 17, AND CSAH 9 FROM OLD ROCKFORD RD TO CSAH 81- INSTALL ATMS AND ATMS COMMUNICATIONS INFRASTRUCTURE	29.93	TM	TRAFFIC MANAGEMENT SYSTEM	STBGP	2,376,000	1,760,000	-	-	-	-	616,000	
1642	PED/BIKE	027-090-025	2020	HENNEPIN COUNTY	MIDTOWN GREENWAY FROM MUN 20 (JAMES AVE) TO MINNEHAHA AVE IN MPLS- CONSTRUCT TRAIL CROSSING, DURABLE HIGH-VISIBILITY CROSSWALKS, RAISED MEDIANS, CURB EXTENSIONS, ADA, CONSTRUCT SIDEWALK, SIGNAL IMPROVEMENTS	3.40	SH	IMPROVE EXISTING TRAIL	HSIP	664,000	531,000	-	-	-	-	133,000	
1643	CR 202	027-596-009AC	2020	HENNEPIN COUNTY	**AC**CR 202 (ELM CREEK RD), OVER ELM CREEK IN DAYTON-REPLACE BR L8081 (PAYBACK 1 OF 1)	0.02	BR	BRIDGE REPLACEMENT	BROS	627,200	627,200	-	-	-	-	-	
1644	CSAH 35	027-635-034	2020	HENNEPIN COUNTY	CSAH 35 (PORTLAND AVE) FROM CSAH 53 IN RICHFIELD TO 60TH ST IN MPLS- CONSTRUCT PROTECTED BIKEWAY FROM CSAH 53 TO S OF 60TH ST, CONVERT 4-LANE TO 3-LANE ROAD FROM CSAH 53 TO S OF 61ST ST, INSTALL SIDEWALK ON EAST SIDE FROM N OF TH 62 TO PARK AVE	0.76	EN	NEW TRAIL	STBGTAP	1,806,000	750,176	-	-	-	-	1,055,824	
1645	CSAH 152	027-752-030	2020	HENNEPIN COUNTY	CSAH 152 (WEBBER PKWY) FROM CSAH 2 (PENN AVE) TO 0.04 MI S OF 41ST AVE N IN MPLS - RECONSTRUCT ROADWAY, CURB AND GUTTER, SIDEWALK, TRAFFIC SIGNALS, STREETSCAPING, AND INSTALL BIKEWAY FACILITY	1.28	RC	RECONST.	STBGP	12,992,400	7,000,000	-	-	-	-	5,992,400	
1646	CSAH 44	062-644-035	2020	RAMSEY COUNTY	CSAH 44 (SILVER LAKE RD) AT RICE CREEK REGIONAL TRAIL AND MN COMMERCIAL RR CROSSING IN NEW BRIGHTON - CONSTRUCT GATES, PEDESTRIAN RAMPS, AND REFUGE MEDIAN	0.00	SH	IMPROVE EXISTING TRAIL	HSIP	390,135	325,112	-	-	-	-	65,023	

ATP METRO		SFY 2019-2022 STATE TRANSPORTATION IMPROVEMENT PROGRAM (STIP)															
SORT BY: ATP, YEAR, TRANSIT, RAIL, LOCAL SP, MNDOT SP, SETASIDE																	
SEQ#	ROUTE SYSTEM	PROJECT NUMBER (SP)	YEAR	AGENCY	PROJECT DESCRIPTION	MILE	PRGM	WORK TYPE	PROPOSED FUND	STIP TOTAL	FHWA	AC	FTA	TH	BOND	OTHER	
1647	CSAH 53	062-653-011AC	2020	RAMSEY COUNTY	**AC**CSAH 53, 0.01 MILE S OF IGLEHART AVE TO UNIVERSITY AVE IN ST PAUL-RECONSTRUCT INTERCHANGE BRIDGE OVER I94 AND APPROACH SECTIONS, REPAVE, CONSTRUCT SIDEWALKS, SHOULDERS, AND TRAVEL LANES. REPLACE MNDOT BRIDGE 9387 (NEW BR #62735) (AC PAYBACK 1 OF 1)	0.43	MC	BRIDGE REPLACEMENT	STBGP	6,010,876	6,010,876	-	-	-	-	-	
1648	CSAH 2	070-602-022	2020	SCOTT COUNTY	CSAH 2 AT CSAH 91 IN ELKO-NEW MARKET - CONSTRUCT MULTI-LANE ROUNDABOUT	0.00	SH	ROUNDABOUT	HSIP	2,151,360	1,792,800	-	-	-	-	358,560	
1649	CSAH 21	070-621-032AC	2020	SCOTT COUNTY	**AC**RECONSTRUCT CSAH 21/TH 13 INTERSECTION IN PRIOR LAKE INCLUDING ON CSAH 21 FROM WEST AVE INTERSECTION TO FRANKLIN TRAIL E OF MN 13 -RECONSTRUCT INTERSECTION WITH MAIN AVE TO 3/4 INTERSECTION, ROUNDABOUTS AT TH 13 & ARCADIA AVE INTERSECTION, ¼ INTERSECTION AT TH 13 & PLEASANT ST, TURN LANES, TRAIL/SIDEWALKS, PED AND TRANSIT AMENITIES (ASSOCIATED TO 7001-127) (AC PAYBACK 1 OF 1)	0.50	RC	RECONST.	STBGP	4,929,040	4,929,040	-	-	-	-	-	
1650	PED/BIKE	091-090-087	2020	THREE RIVERS PARK DISTRICT	WEST COON RAPIDS REGIONAL PARK BIKE/PED TRAIL IMPROVEMENTS AND CONSTRUCTION OF A PEDESTRIAN BRIDGE IN BROOKLYN PARK	0.00	BT	IMPROVE EXISTING TRAIL	FLAP	1,200,000	700,000	-	-	-	-	500,000	
1651	PED/BIKE	107-090-010	2020	BLOOMINGTON	E BLOOMINGTON FREEWAY FROM W 106TH ST TO W 99TH ST IN BLOOMINGTON-CONSTRUCT SIDEWALK AND RECONSTRUCT ROADWAY	0.90	EN	SIDEWALKS	STBGTAP	1,254,268	567,892	-	-	-	-	686,376	
1652	US 169	110-129-006	2020	BROOKLYN PARK	**AC**101ST AVE N AT US 169 IN BROOKLYN PARK- CONSTRUCT INTERCHANGE (ASSOCIATED TO 2750-92) (AC PROJECT, PAYBACK IN FY21)	0.70	MC	MAJOR CONST.	STBGP	3,500,000	-	7,000,000	-	-	-	3,500,000	
1653	CSAH 58	138-138-003	2020	MAPLEWOOD	CSAH 58 (EDGERTON ST) AT MSAS 138 (ROSELAWN) IN MAPLEWOOD - CONSTRUCT MINI ROUNDABOUT	0.00	SH	ROUNDABOUT	HSIP	815,400	679,500	-	-	-	-	135,900	
1654	MSAS 313	141-313-016	2020	MINNEAPOLIS	MSAS 313 (HENNEPIN AVE) FROM WASHINGTON AVE S TO 12TH ST S IN MPLS-RECONSTRUCT FROM 5 TO 4 LANES, WIDEN SIDEWALK, LIGHTING, STREETScape, CURB EXTENSIONS, ADA PEDESTRIAN RAMPS, BIKEWAYS, STORMWATER MGMT, SIGNING, STRIPING, AND SIGNAL SYSTEM UPGRADES	0.76	RC	RECONST.	STBGP	12,471,220	7,000,000	-	-	-	-	5,471,220	

ATP METRO		SFY 2019-2022 STATE TRANSPORTATION IMPROVEMENT PROGRAM (STIP)															
SORT BY: ATP, YEAR, TRANSIT, RAIL, LOCAL SP, MNDOT SP, SETASIDE																	
SEQ#	ROUTE SYSTEM	PROJECT NUMBER (SP)	YEAR	AGENCY	PROJECT DESCRIPTION	MILE	PRGM	WORK TYPE	PROPOSED FUND	STIP TOTAL	FHWA	AC	FTA	TH	BOND	OTHER	
1655	MSAS 108	157-108-035AC	2020	RICHFIELD	**AC**MSAS 108 (77TH ST) FROM BLOOMINGTON AVE TO LONGFELLOW AVE IN RICHFIELD-CONSTRUCT 77TH ST EXTENSION UNDER MN 77, CONSTRUCT MN 77 BRIDGE OVER 77TH ST, AND RECONSTRUCT MN 77 RAMPS (AC PAYBACK 1 OF 1)	0.36	RC	MAJOR CONST.	STBGP	7,000,000	7,000,000	-	-	-	-	-	
1656	LOCAL	163-090-003	2020	ST LOUIS PARK	EDGEWOOD AVE FROM WEST 26TH ST TO CEDAR LAKE RD IN ST LOUIS PARK- CONSTRUCT MULTI-USE FACILITIES AND BICYCLE/PEDESTRIAN BRIDGE OVER BNSF RAILWAY	0.60	EN	BRIDGE PEDESTRIAN	STBGTP	3,939,840	2,918,400	-	-	-	-	1,021,440	
1657	MSAS 291	163-291-008	2020	ST LOUIS PARK	MSAS 291 (BELTLINE BLVD) FROM W 36TH ST TO MINNETONKA BLVD & CSAH 25 FROM BELTLINE BLVD TO LYNN AVE AND LYNN AVE FROM CSAH 25 TO MINNETONKA BLVD IN ST LOUIS PARK- CONSTRUCT PEDESTRIAN FACILITIES AND STREETSCAPING ELEMENTS	1.20	EN	SIDEWALKS	STBGTP	756,000	560,000	-	-	-	-	196,000	
1658	CSAH 75	164-020-142	2020	SAINT PAUL	CSAH 75 AND CSAH 31 (COMO AVE) FROM RAYMOND AVE TO HAMLINE AVE IN ST PAUL-CONSTRUCT OFF STREET PEDESTRIAN AND BICYCLE TRAIL	1.50	EN	NEW TRAIL	STBGTP	6,828,300	5,058,000	-	-	-	-	1,770,300	
1659	LOCAL	164-080-015	2020	SAINT PAUL	CYPRUS ST FROM CASE ST TO MARYLAND ST, FRANK ST FROM YORK AVE TO COOK ST, AND DULUTH ST FROM CASE AVE TO MAGNOLIA AVE-CONSTRUCT SIDEWALKS, ADA UPGRADE, AND RETAINING WALLS	1.40	EN	SIDEWALKS	STBGTP	1,166,400	780,000	-	-	-	-	386,400	
1660	MSAS 113	164-113-023	2020	SAINT PAUL	TEDESCO ST AND LAFAYETTE ROAD FROM CSAH 58 (PAYNE AVE) TO OTSEGO ST IN ST PAUL-RECONSTRUCTION, SIDEWALKS, CURB & GUTTER, TRAFFIC SIGNALS, SIGNS, STRIPING, BICYCLE LANES, TREES, AND SOD BOULEVARDS	0.25	RC	MAJOR CONST.	STBGP	2,739,960	2,029,600	-	-	-	-	710,360	
1661	MSAS 129	164-129-013	2020	SAINT PAUL	MSAS 129 (JOHNSON PARKWAY) FROM BURNS AVE TO PHALEN BLVD IN ST PAUL- CONSTRUCT OFF-STREET BICYCLE AND PEDESTRIAN TRAIL	1.90	EN	NEW TRAIL	STBGTP	7,613,044	5,500,000	-	-	-	-	2,113,044	
1662	CR 8	168-080-002AC	2020	SOUTH SAINT PAUL	**AC**CR 8 (WENTWORTH AVE) FROM MN 52 TO 15TH AVE IN SOUTH ST PAUL- CONSTRUCT SIDEWALK, BOULEVARD, AND ADA PEDESTRIAN RAMPS (AC PAYBACK 1 OF 1)	0.60	EN	SIDEWALKS	STBGTP	287,200	287,200	-	-	-	-	-	

ATP METRO		SFY 2019-2022 STATE TRANSPORTATION IMPROVEMENT PROGRAM (STIP)														
SORT BY: ATP, YEAR, TRANSIT, RAIL, LOCAL SP, MNDOT SP, SETASIDE																
SEQ#	ROUTE SYSTEM	PROJECT NUMBER (SP)	YEAR	AGENCY	PROJECT DESCRIPTION	MILE	PRGM	WORK TYPE	PROPOSED FUND	STIP TOTAL	FHWA	AC	FTA	TH	BOND	OTHER
1663	MN 3	1921-102	2020	MNDOT	**AC**MN 3 FROM CHESTERFIELD WAY TO TWS 58 (170TH ST) IN EMPIRE TWP- ACCESS CLOSURE, CONSTRUCT THREE LEFT TURN LANES AND A ROUNDABOUT (AC PROJECT, PAYBACK IN FY21)	3.44	SH	ROUNDABOUT	HSIP	2,088,355	1,774,571	1,049,486	-	-	-	313,784
1664	I 94	229-010-001	2020	DAYTON	I94, 0.5 MI E OF BROCKTON LANE IN DAYTON-CONSTRUCT INTERCHANGE AND NEW BRIDGE #27417 FOR NEW RIDGEVIEW CROSSING AT I94, CONSTRUCT RIDGEVIEW CROSSING BETWEEN BROCKTON LN AND CSAH 81, CONSTRUCT EB AUXILIARY LANE BETWEEN RIDGEVIEW CROSSING AND MN 610, BITUMINOUS AND CONCRETE PAVEMENT, SIGNALS, ADA, TMS, LIGHTING	1.64	RC	MAJOR CONST.	STBGP	15,108,715	7,000,000	-	-	-	-	8,108,715
1665	MN 47	0205-103	2020	MNDOT	**17NEW**CHAP3**MN 47, FROM 37TH AVE NE IN COLUMBIA HEIGHTS TO 69TH AVE NE IN FRIDLEY - REMOVE AND REPLACE EXISTING FENCE, LANDSCAPING	4.02	SC	FENCING	BF SF	825,000	-	-	-	75,000	750,000	-
1666	I 35E	0282-42	2020	MNDOT	I35E FROM CR J IN LINO LAKES TO I35E/I35W SPLIT IN COLUMBUS - INSTALL HIGH TENSION CABLE MEDIAN BARRIER	4.98	SH	MEDIAN BARRIER	HSIP	1,060,000	954,000	-	-	106,000	-	-
1667	I 35	0283-32	2020	MNDOT	I35, FROM MN 97 IN COLUMBUS TO US 8 IN FOREST LAKE-LANDSCAPING	2.00	RB	LANDSCAPING	SF	200,000	-	-	-	200,000	-	-
1668	MN 25	1007-21	2020	MNDOT	**ADA**MN 25, FROM 0.1 MI SOUTH OF CARVER - CSAH30 IN MAYER TO STATE ST IN WATERTOWN-BITUMINOUS MILL AND OVERLAY, ADD RIGHT TURN LANE, ADA, DRAINAGE IMPROVEMENTS	6.43	RD	MILL AND OVERLAY	STBGP	3,690,000	2,952,000	-	-	738,000	-	-
1669	US 212	1012-24	2020	MNDOT	**SPP**US 212, FROM 0.10 MI W OF THE W JCT MN 5/CR 131 TO 0.10 MI W OF CSAH 36 - BITUMINOUS MILL AND OVERLAY, COLD IN PLACE RECYCLING, PAVEMENT RECONSTRUCTION, SIGNAL REPLACEMENTS, REDUCED CONFLICT INTERSECTIONS AT MORSE ST AND CSAH 34, ADA IMPROVEMENTS AND DRAINAGE IN NORWOOD YOUNG AMERICA	9.02	RS	MILL AND OVERLAY	NHPP	9,622,000	7,561,600	-	-	1,890,400	-	170,000
1670	US 212	1012-24S	2020	MNDOT	US 212, AT CR 131, AT CSAH 31, AT RAILROAD ST, LANE EXTENSIONS AND AT CSAH 34 INTERSECTION CONVERSION TO REDUCED CONFLICT INTERSECTION IN NORWOOD YOUNG AMERICA	0.81	SH	TURN LANES	HSIP	1,290,000	1,161,000	-	-	129,000	-	-

ATP METRO		SFY 2019-2022 STATE TRANSPORTATION IMPROVEMENT PROGRAM (STIP)															
SORT BY: ATP, YEAR, TRANSIT, RAIL, LOCAL SP, MNDOT SP, SETASIDE																	
SEQ#	ROUTE SYSTEM	PROJECT NUMBER (SP)	YEAR	AGENCY	PROJECT DESCRIPTION	MILE	PRGM	WORK TYPE	PROPOSED FUND	STIP TOTAL	FHWA	AC	FTA	TH	BOND	OTHER	
1671	US 61	1302-23	2020	MNDOT	US 61, FROM 0.2 MI N MN8 IN FOREST LAKE TO 0.1 MI W I35 IN WYOMING - COLD IN PLACE RECYCLING, TURN LANE, SIDEWALK AND ADA IMPROVEMENTS	3.60	RD	BITUMINOUS RECLAMATION	NHPP	6,039,000	4,831,200	-	-	1,207,800	-	-	
1672	MN 95	1306-55	2020	MNDOT	**17NEW**CHAP3**MN 95, AT TWO LOCATIONS NEAR THE SUNRISE RIVER IN NORTH BRANCH - REPAIR EROSION AND INSTALL DRAINAGE SYSTEM, REMOVE AND REPLACE GUARDRAIL	6.93	DR	EROSION REPAIR	BF	252,000	-	-	-	-	252,000	-	
1673	MN 999	1308-26	2020	MNDOT	US 8 FROM I35 IN FOREST LAKE TO MN/WI STATE LINE - INSTALL 6" WET REFLECTIVE STRIPING	22.13	SH	STRIPING	HSIP	540,000	486,000	-	-	54,000	-	-	
1674	I 35	1380-96	2020	MNDOT	**17NEW**CHAP3**I35 FROM CSAH 19 NEAR STACY TO 0.5 MI S - FENCE REPLACEMENT	0.65	SC	FENCING	BF	100,000	-	-	-	-	100,000	-	
1675	MN 13	1901-176	2020	MNDOT	MN 13, BETWEEN SILVER BELL IN EAGAN AND 0.4 MI E OF WASHBURN AVE IN BURNSVILLE - SIGN AND PANEL REPLACEMENT	6.20	SC	SIGNING	SF	250,000	-	-	-	250,000	-	-	
1676	US 52	1905-41	2020	MNDOT	**SPP**US 52, FROM THE S END OF CANNON RIVER BR IN GOODHUE COUNTY TO 0.2 MI N OF CR-86/280TH ST IN RANDOLPH TOWNSHIP- UNBONDED CONCRETE OVERLAY, GUARDRAIL, RR SIGNAL, CABLE BARRIER & JOINT REPAIR ON BRIDGES 9425 AND 9426	2.21	RC	CONCRETE OVERLAY	NHPP	6,640,000	5,312,000	-	-	1,328,000	-	-	
1677	US 52	1905-41S	2020	MNDOT	US 52, FROM NORTH END OF THE CANNON RIVER BRIDGE TO S OF DAKOTA-CSAH-86 IN RANDOLPH TOWNSHIP- CABLE MEDIAN BARRIER.	1.88	SH	MEDIAN BARRIER	HSIP	456,000	410,400	-	-	45,600	-	-	
1678	MN 149	1917-51	2020	MNDOT	MN 149, FROM I494 IN MENDOTA HEIGHTS TO MN 5 IN ST PAUL & ON MN 13 FROM MN 140 TO CHEROKEE HGTS BLVD - LANDSCAPING	5.77	RB	LANDSCAPING	SF	120,000	-	-	-	120,000	-	-	
1679	I 35W	1981-124AC2	2020	MNDOT	**AC**SPP**PoD**I35W, FROM CLIFF ROAD INTERCHANGE IN BURNSVILLE THROUGH 106TH ST INTERCHANGE IN BLOOMINGTON-REPLACE BRIDGE #5983 (NEW BRIDGES 27W38 AND 27W39), REPLACE BRIDGES 9043 AND 9044 (NEW BRIDGE 27W44) PAVEMENT RECONSTRUCTION, AUXILLIARY LANES, RETAINING WALL, NOISEWALL, SIGNING, LIGHTING, TMS, TRAILS, DRAINAGE AND GUARD RAIL (AC PAYBACK 2 OF 2)	2.26	BR	BRIDGE REPLACEMENT	NHPP	34,259,000	34,259,000	-	-	-	-	-	

ATP METRO		SFY 2019-2022 STATE TRANSPORTATION IMPROVEMENT PROGRAM (STIP)															
SORT BY: ATP, YEAR, TRANSIT, RAIL, LOCAL SP, MNDOT SP, SETASIDE																	
SEQ#	ROUTE SYSTEM	PROJECT NUMBER (SP)	YEAR	AGENCY	PROJECT DESCRIPTION	MILE	PRGM	WORK TYPE	PROPOSED FUND	STIP TOTAL	FHWA	AC	FTA	TH	BOND	OTHER	
1680	I 35E	1982-205	2020	MNDOT	**17NEW**35E FROM MENDOTA HEIGHTS RD TO MN 55 IN MENDOTA HEIGHTS - LIGHTING	1.03	SC	LIGHTINGS	NHPP	1,038,000	934,200	-	-	103,800	-	-	
1681	I 494	1985-148	2020	MNDOT	**ELLA**SPP**17NEW**I494, FROM 3RD AVE S IN S ST PAUL TO E END OF MN RIVER BRIDGE IN EAGAN - MILL AND OVERLAY, DRAINAGE, REHAB 7 BRIDGES, GUARDRAIL, TMS, TURN LANES, SIGNALS, ADA, AND SIDEWALK (TIED TO 1985-150)	7.96	RS	MILL AND OVERLAY	NHPP	32,753,000	29,273,400	-	-	3,252,600	-	227,000	
1682	I 494	1985-149AC	2020	MNDOT	**AC**I494, FROM 0.2 MI E HARDMAN AVE S IN S ST PAUL TO BLAINE AVE E IN INVER GROVE HEIGHTS-CONSTRUCT AUXILIARY LANE, CONCRETE PAVEMENT REHAB, RESURFACING SHOULDERS, BRIDGE REHAB, ADA, NOISEWALLS, SIGNING, TMS, LIGHTING, DRAINAGE (AC PAYBACK 1 OF 1)	1.72	RC	CONCRETE PAVEMENT REHAB	NHPP	3,710,000	3,710,000	-	-	-	-	-	
1683	I 494	1985-150	2020	MNDOT	**ELLA**I494, FROM E OF CONCORD ST IN S ST PAUL TO MN52 IN INVER GROVE HEIGHTS-REPLACE LIGHTING (TIED TO 1985-148)	1.85	SC	LIGHTINGS	NHPP	712,000	640,800	-	-	71,200	-	-	
1684	MN 65	2710-47	2020	MNDOT	**CMGC**17NEW**CHAP3**MN 65, AT BRIDGE #2440 (3RD AVE S) OVER MISSISSIPPI RIVER IN MPLS-REHAB BRIDGE 2440	0.45	BI	BRIDGE REPAIR	BF STBGP	54,900,000	5,120,000	-	-	1,280,000	48,500,000	-	
1685	MN 55	2723-132	2020	MNDOT	MN 55, OVER THE UP RR AND LUCE LINE TRAIL IN PLYMOUTH - REHAB BRIDGE #6721	0.03	BI	BRIDGE DECK OVERLAY	NHPP	429,000	343,200	-	-	85,800	-	-	
1686	MN 5	2732-105	2020	MNDOT	**SPP**CHAP3**MN 5, JCT I494 IN HENNEPIN CO TO S END OF THE MISSISSIPPI RIVER BRIDGE - CONCRETE OVERLAY, CONCRETE PAVEMENT REHAB, GRADING, PAVING, CABLE MEDIAN BARRIER, REHAB OF 11 BRIDGES	3.30	RC	CONCRETE OVERLAY	NHPP BF	28,258,000	22,606,400	-	-	-	5,651,600	-	
1687	MN 100	2735-213	2020	MNDOT	**ITS**MN 100 AT INTERCHANGES WITH: W 77TH ST, W 70TH ST, W 50TH ST/VERNON AVE S, GLENWOOD AVE, DULUTH ST AND N 36TH AVE-INSTALL FIBER OPTIC CABLE AND CABINET MODIFICATIONS	10.21	TM	TRAFFIC MANAGEMENT SYSTEM	STBGP	115,000	92,000	-	-	23,000	-	-	
1688	US 169	2750-89	2020	MNDOT	US 169, AT HENNEPIN-CSAH 130 (77TH AVE N/ELM CREEK BLVD N) IN BROOKLYN PARK/MAPLE GROVE - SIGNAL AND LIGHTING SYSTEM REPLACEMENT	0.00	SC	TRAFFIC SIGNAL REVISION	SF	977,000	-	-	-	677,000	-	300,000	

ATP METRO		SFY 2019-2022 STATE TRANSPORTATION IMPROVEMENT PROGRAM (STIP)															
SORT BY: ATP, YEAR, TRANSIT, RAIL, LOCAL SP, MNDOT SP, SETASIDE																	
SEQ#	ROUTE SYSTEM	PROJECT NUMBER (SP)	YEAR	AGENCY	PROJECT DESCRIPTION	MILE	PRGM	WORK TYPE	PROPOSED FUND	STIP TOTAL	FHWA	AC	FTA	TH	BOND	OTHER	
1689	US 169	2750-92	2020	MNDOT	**TED**US 169 AT 101ST AVE IN BROOKLYN PARK - CONSTRUCT INTERCHANGE (ASSOCIATED TO 110-129-006)	0.74	AM	COOP CONST AGREEMENT	SF	10,000,000	-	-	-	10,000,000	-	-	
1690	US 169	2750-95	2020	MNDOT	US 169, FROM 63RD AVE TO MN 610 IN BROOKLYN PARK - CONSTRUCT BUS ONLY SHOULDERS	4.32	TM	TRANSIT GRANT CAP IMP (NON-VEHICLE)	SF	952,000	-	-	-	952,000	-	-	
1691	MN 100	2755-103	2020	MNDOT	**SPP**MN 100, I694/I94 IN BROOKLYN CENTER - REHAB BRIDGE 27962, CONCRETE PAVEMENT REHAB AND DRAINAGE REPAIR ON MN 100 AND RAMPS FROM I 694 AND MN 252, AND GUARDRAIL	0.55	BI	BRIDGE REPAIR	NHPP	3,000,000	2,400,000	-	-	600,000	-	-	
1692	US 212	2763-53	2020	MNDOT	US 212, FROM I494 IN EDEN PRAIRIE TO US 169/MN 62 IN EDINA - SIGN REPLACEMENT	3.11	SC	SIGNING	SF	250,000	-	-	-	250,000	-	-	
1693	MN 610	2771-45	2020	MNDOT	MN 610 FROM US 169 IN BROOKLYN PARK TO US 10 IN COON RAPIDS - SIGN REPLACEMENT	7.20	SC	SIGNING	SF	350,000	-	-	-	350,000	-	-	
1694	US 169	2772-115	2020	MNDOT	**SPP**US 169, AT CSAH 9 (ROCKFORD RD/42ND AVE N) IN PLYMOUTH/NEW HOPE - REPLACE BRIDGE #27551 (NEW BR #27416) INCLUDING RAMP WORK, ADD TRAIL AND SIDEWALK, SIGNALS	0.33	BI	BRIDGE REPAIR	NHPP	8,207,000	5,765,600	-	-	1,441,400	-	1,000,000	
1695	US 169	2772-119	2020	MNDOT	US 169, FROM BREN ROAD TO 7TH ST IN HOPKINS - LANDSCAPING	0.88	RB	LANDSCAPING	SF	100,000	-	-	-	100,000	-	-	
1696	I 94	2780-97	2020	MNDOT	**17NEW**CHAP3**I94, FROM MN 101 IN ROGERS TO JCT I494 IN MAPLE GROVE- CONCRETE OVERLAY, ADD EB AND WB LANES BETWEEN MN 610 AND MN 101, TMS, LIGHTING	9.37	RC	CONCRETE OVERLAY	BF	100,000,000	-	-	-	-	100,000,000	-	
1697	I 94	2781-468	2020	MNDOT	**SPP**I94, FROM NICOLLET AVE IN MPLS TO MN 280 IN ST PAUL - BITUMINOUS MILL & OVERLAY, TMS & STRIPING	4.60	RS	MILL AND OVERLAY	NHPP	4,465,000	4,018,500	-	-	446,500	-	-	
1698	I 94	2781-495	2020	MNDOT	I94, FROM NICOLLET AVE IN MPLS TO SHINGLE CREEK PARKWAY IN BROOKLYN CENTER - LANDSCAPING	8.82	RB	LANDSCAPING	SF	190,000	-	-	-	190,000	-	-	
1699	I 94	2781-505	2020	MNDOT	**17NEW**CHAP3**I94 EB EXIT RAMP TO HIAWATHA AVE IN MPLS - FENCE REPLACEMENT	0.10	SC	FENCING	BF	100,000	-	-	-	-	100,000	-	
1700	I 35W	2782-343	2020	MNDOT	**SPP**I35W, FROM 0.1 MI NORTH OF 76TH ST TO 66TH ST IN RICHFIELD - CONCRETE PAVEMENT REHABILITATION AND DIAMOND GRINDING	1.15	RD	CONCRETE PAVEMENT REHAB	NHPP	284,000	255,600	-	-	28,400	-	-	

ATP METRO		SFY 2019-2022 STATE TRANSPORTATION IMPROVEMENT PROGRAM (STIP)														
SORT BY: ATP, YEAR, TRANSIT, RAIL, LOCAL SP, MNDOT SP, SETASIDE																
SEQ#	ROUTE SYSTEM	PROJECT NUMBER (SP)	YEAR	AGENCY	PROJECT DESCRIPTION	MILE	PRGM	WORK TYPE	PROPOSED FUND	STIP TOTAL	FHWA	AC	FTA	TH	BOND	OTHER
1701	I 35W	2782-347	2020	MNDOT	**AC**17NEW**CHAP3**CMGC**PoDI**I35W, AT 42ND ST TO 39TH ST IN MPLS - CONSTRUCT STORMWATER STORAGE FACILITY (AC PROJECT, PAYBACK IN FY21)	0.45	DR	STORM SEWER - NEW	NHPP BF	19,280,000	-	20,520,000	-	2,280,000	13,500,000	3,500,000
1702	I 35W	2783-176	2020	MNDOT	I35W, UNDER PED BRIDGE #27987 AT 5TH ST SE IN MPLS - LANDSCAPING	0.25	RB	LANDSCAPING	SF	90,000	-	-	-	90,000	-	-
1703	MN 36	6211-103	2020	MNDOT	**ADA**MN 36, AT RAMSEY - CSAH 65 (WHITE BEAR AVE) N AND S RAMPS IN MAPLEWOOD - SIGNAL SYSTEM REPLACEMENT	0.03	SC	TRAFFIC SIGNAL REVISION	SF	622,000	-	-	-	322,000	-	300,000
1704	MN 51	6216-138	2020	MNDOT	**ADA**MN 51, AT ROSELAWN AVE IN FALCON HEIGHTS AND RAMSEY CR C2 IN ROSEVILLE - SIGNAL REPLACEMENT	2.00	SC	TRAFFIC SIGNAL REVISION	SF	802,000	-	-	-	402,000	-	400,000
1705	US 952A	6217-44	2020	MNDOT	US 952A (ROBERT ST), AT MISSISSIPPI RIVER AND RR, 0.7 MI SE OF I35E AND I94 IN ST PAUL-BRIDGE REHAB #9036	0.10	BI	BRIDGE REPAIR	STBGP	2,278,000	1,822,400	-	-	455,600	-	-
1706	I 94	6282-231	2020	MNDOT	**SPP**ADA**I94, FRONTAGE ROADS ALONG I94 FROM MN 280 TO 0.1 MI W OF WESTERN AVE-UPGRADE SIDEWALKS, PED RAMPS AND APS	4.23	BT	SIDEWALKS	NHPP	1,254,000	1,128,600	-	-	125,400	-	-
1707	I 35W	6284-180AC1	2020	MNDOT	**AC**PoDI**SPP**I35W, FROM CO RD B2 IN ROSEVILLE TO 0.1 MI N SUNSET AVE (ANOKA CR 53) IN LINO LAKES, CONSTRUCT MNPASS LANE FROM CR C TO LEXINGTON AVE (ANOKA CSAH 17), CONC OVLY FROM CR C TO CR 53, MISC PAVEMENT RECONSTRUCT & BIT M&O, REHAB 17 BRIDGES AND REPLACE 5 BRIDGES, ADD AUXILIARY LANES AT MULTIPLE LOCATIONS, NOISE WALLS AND ON US 10, FROM N JCT I35W TO 0.7 MI E CSAH J, CONSTRUCT WB AUXILIARY LANE, EB CONC OVLY, NOISE WALL (AC PAYBACK 1 OF 3)	12.70	MC	MAJOR CONST.	NHPP	76,760,000	76,760,000	-	-	-	-	-
1708	MN 21	7002-48	2020	MNDOT	**17NEW**CHAP3**TH 21, FROM N END BRIDGE 9124 TO MILL ST IN JORDAN-REPLACE BRIDGE 9123 OVER UP RAILROAD, RECONSTRUCT PAVEMENT, BUILD RETAINING WALLS, REPAIR EROSION, CONSTRUCT DRAINAGE STRUCTURES AND STORM SEWER PIPE	0.49	BR	BRIDGE REPLACEMENT	STBGP	6,119,000	4,895,200	-	-	-	1,223,800	-

ATP METRO		SFY 2019-2022 STATE TRANSPORTATION IMPROVEMENT PROGRAM (STIP)															
SORT BY: ATP, YEAR, TRANSIT, RAIL, LOCAL SP, MNDOT SP, SETASIDE																	
SEQ#	ROUTE SYSTEM	PROJECT NUMBER (SP)	YEAR	AGENCY	PROJECT DESCRIPTION	MILE	PRGM	WORK TYPE	PROPOSED FUND	STIP TOTAL	FHWA	AC	FTA	TH	BOND	OTHER	
1709	US 169	7009-84	2020	MNDOT	**17NEW**CHAP3**US 169, NB AT 0.7 MI S OF 173RD ST W IN JORDAN - REPAIR ERODED CHANNEL AND INSTALL NEW DRAINAGE INFRASTRUCTURE AND EARTH RETENTION SYSTEM	0.01	DR	EROSION REPAIR	BF	218,000	-	-	-	-	218,000	-	
1710	MN 95	8209-111	2020	MNDOT	**17NEW**CHAP3**ADA**MN 95, FROM 0.2 MI NORTH OF 8TH AVE N IN BAYPORT TO 0.1 MI SOUTH OF 194 IN LAKELAND - BITUMINOUS MILL AND OVERLAY, COLD IN PLACE RECYCLING, ADA PED RAMP UPGRADES, DRAINAGE	5.11	RS	MILL AND OVERLAY	STBGP	7,708,000	6,166,400	-	-	-	1,541,600	-	
1711	MN 97	8212-33	2020	MNDOT	MN 97, AT GOODVIEW AVE/8TH ST IN FOREST LAKE-ROUNDAABOUT (LOCAL SP IS 214-127-002)	0.23	AM	ROUNDAABOUT	HSIP	2,500,000	1,260,000	-	-	140,000	-	1,100,000	
1712	MN 36	8214-114MIT20	2020	MNDOT	MN 36, OVER ST CROIX RIVER NEAR STILLWATER - MITIGATION/CONSULTANT ITEMS FOR REPLACEMENT OF RIVER BRIDGE 4654	0.20	CA	OTHER	SF	336,000	-	-	-	168,000	-	168,000	
1713	MN 36	8214-114SA20	2020	MNDOT	MN 36, ST CROIX CROSSING PROJECT SETASIDE FOR SUPPLEMENTAL AGREEMENTS/OVERRUNS FOR REPLACEMENT OF RIVER BRIDGE 4654	0.00	SA	SUPP. AGREE & COST OVERRUNS	SF	500,000	-	-	-	250,000	-	250,000	
1714	MN 999	8816-2627	2020	MNDOT	**ITS**STATEWIDE- REPLACE DYNAMIC MESSAGE SIGNS	0.00	TM	TRAFFIC MANAGEMENT SYSTEM	STBGP	1,250,000	1,000,000	-	-	250,000	-	-	
1715	MN 999	8825-579	2020	MNDOT	METROWIDE- APPLY HIGH FRICTION TREATMENT	0.00	SH	OTHER	HSIP	836,438	752,794	-	-	83,644	-	-	
1716	MN 999	8825-609	2020	MNDOT	METROWIDE-TRAFFIC DETECTOR LOOP REPLACEMENTS	0.00	TM	TRAFFIC MANAGEMENT SYSTEM	SF	75,000	-	-	-	75,000	-	-	
1717	MN 999	8825-611	2020	MNDOT	METROWIDE - REPLACE SHELTERS, DYNAMIC MESSAGE SIGNS AND TWISTED PAIR	0.00	TM	TRAFFIC MANAGEMENT SYSTEM	SF	925,000	-	-	-	925,000	-	-	
1718	MN 999	8825-629	2020	MNDOT	CSAH 61 (FLYING CLOUD DR) FROM PIONEER TRAIL TO PRAIRIE CENTER DR, CROSSING I494 AND US 212, AND CSAH 39 (VALLEY VIEW RD) AND CROSSING I494 AND US 212 IN EDEN PRAIRIE- ATMS INSTALLATION AND SIGNAL OPTIMIZATION	0.00	TM	TRAFFIC MANAGEMENT SYSTEM	CMAQ	1,800,000	1,440,000	-	-	96,000	-	264,000	
1719	MN 999	8825-706	2020	MNDOT	**17NEW**METROWIDE-REPAIR AND REPLACEMENT OF SIGN STRUCTURES	0.00	SC	SIGNING	STBGP	1,800,000	1,440,000	-	-	360,000	-	-	
1720	MN 999	880M-ADA-20	2020	MNDOT	DISTRICTWIDE SETASIDE FOR ADA/BIKE/PED PROJECTS - FY 2020	0.00	SC	SAFETY IMPROVEMENT	STBGP	2,497,000	1,997,600	-	-	499,400	-	-	
1721	MN 999	880M-AM-20	2020	MNDOT	DISTRICTWIDE SETASIDE FOR MUNICIPAL AGREEMENT PROJECTS - FY 2020	0.00	AM	COOP CONST AGREEMENT	SF	3,000,000	-	-	-	3,000,000	-	-	

ATP METRO		SFY 2019-2022 STATE TRANSPORTATION IMPROVEMENT PROGRAM (STIP)															
SORT BY: ATP, YEAR, TRANSIT, RAIL, LOCAL SP, MNDOT SP, SETASIDE																	
SEQ#	ROUTE SYSTEM	PROJECT NUMBER (SP)	YEAR	AGENCY	PROJECT DESCRIPTION	MILE	PRGM	WORK TYPE	PROPOSED FUND	STIP TOTAL	FHWA	AC	FTA	TH	BOND	OTHER	
1722	MN 999	880M-CA-20	2020	MNDOT	DISTRICTWIDE SETASIDE-EXTERNAL PROJECT DELIVERY-FY 2020	0.00	CA	MISC. AGREEMENT	SF	18,900,000	-	-	-	18,900,000	-	-	
1723	MN 999	880M-CA-20A	2020	MNDOT	**17NEW**DISTRICTWIDE SETASIDE-PROJECT DELIVERY-FY 2020	0.00	CA	MISC. AGREEMENT	SF	5,800,000	-	-	-	5,800,000	-	-	
1724	MN 999	880M-CM-20	2020	MNDOT	**SPP**DISTRICTWIDE SETASIDE FOR SPOT MOBILITY PROJECT - FY 2020	0.00	SC	SAFETY	NHPP	120,000	108,000	-	-	12,000	-	-	
1725	MN 999	880M-IP-20	2020	MNDOT	**17NEW**CHAP3**DISTRICTWIDE RCIP INTERCHANGE POOL SETASIDE- FY 2020	0.00	MC	SETASIDE-RCIP	BF	10,000,000	-	-	-	-	10,000,000	-	
1726	MN 999	880M-MS-20	2020	MNDOT	**17NEW**CHAP3**DISTRICTWIDE RCIP MAIN STREET POOL SETASIDE- FY 2020	0.00	MC	SETASIDE-RCIP	BF	10,000,000	-	-	-	-	10,000,000	-	
1727	MN 999	880M-PD-20	2020	MNDOT	DISTRICTWIDE SETASIDE -INTERNAL PROJECT DELIVERY-FY 2020	0.00	CA	MISC. AGREEMENT	SF	6,000,000	-	-	-	6,000,000	-	-	
1728	MN 999	880M-PM-20	2020	MNDOT	DISTRICTWIDE SETASIDE FOR PREVENTIVE MAINTENANCE PROJECTS - FY 2020	0.00	PM	PREVENTIVE MAINTENANCE	SF	5,000,000	-	-	-	5,000,000	-	-	
1729	MN 999	880M-RB-20	2020	MNDOT	DISTRICTWIDE SETASIDE FOR LANDSCAPING & LANDSCAPE PARTNERSHIPS - FY 2020	0.00	RB	LANDSCAPING	SF	225,000	-	-	-	225,000	-	-	
1730	MN 999	880M-RW-20	2020	MNDOT	DISTRICTWIDE SETASIDE FOR RIGHT OF WAY - FY 2020	0.00	RW	RIGHT OF WAY PURCHASE	SF	12,000,000	-	-	-	12,000,000	-	-	
1731	MN 999	880M-RX-20	2020	MNDOT	DISTRICTWIDE SETASIDE FOR ROAD REPAIR - FY 2020	0.00	RX	BARC	SF	5,000,000	-	-	-	5,000,000	-	-	
1732	MN 999	880M-SA-20	2020	MNDOT	DISTRICTWIDE SETASIDE FOR SUPPLEMENTAL AGREEMENTS/OVERRUNS - FY 2020	0.00	SA	SUPP. AGREE & COST OVERRUNS	SF	22,500,000	-	-	-	22,500,000	-	-	
1733	LOCAL 999	880M-SHL-20	2020	MNDOT	METRO ATP SETASIDE FOR HSIP PROJECTS YET TO BE SELECTED FOR FY 2020	0.00	SH	SAFETY	HSIP	1,958,026	1,762,223	-	-	-	-	195,803	
1734	MN 999	880M-SHS-20	2020	MNDOT	DISTRICTWIDE SETASIDE FOR HSIP PROJECTS - FY 2020	0.00	SH	SAFETY	HSIP	1,520,000	1,368,000	-	-	152,000	-	-	
1735	MN 999	880M-TE-20	2020	MNDOT	DISTRICTWIDE SETASIDE FOR ROADSIDE SAFETY (\$4.2M) PROJECTS - FY 2020	0.00	SC	SAFETY	STBGP	4,200,000	3,360,000	-	-	840,000	-	-	
1736	MN 999	880M-TR-20	2020	MNDOT	DISTRICTWIDE SETASIDE FOR TEAM TRANSIT PROJECTS - FY 2020	0.00	TM	TRANSIT	SF	48,000	-	-	-	48,000	-	-	
1737	MN 999	880M-TRLF-20	2020	MNDOT	**TRLF**REPAYMENT, FY 2020, TRLF LOANS USED FOR RIGHT OF WAY PURCHASE ON TH 65	0.00	RW	RIGHT OF WAY PURCHASE	SF	216,000	-	-	-	216,000	-	-	
Total										949,403,551	357,890,053	30,458,679	103,370,600	112,210,544	191,837,000	184,095,354	

ATP METRO		SFY 2019-2022 STATE TRANSPORTATION IMPROVEMENT PROGRAM (STIP)														
SORT BY: ATP, YEAR, TRANSIT, RAIL, LOCAL SP, MNDOT SP, SETASIDE																
SEQ#	ROUTE SYSTEM	PROJECT NUMBER (SP)	YEAR	AGENCY	PROJECT DESCRIPTION	MILE	PRGM	WORK TYPE	PROPOSED FUND	STIP TOTAL	FHWA	AC	FTA	TH	BOND	OTHER
1738	BB	TRF-0051-21	2021	MNDOT	SECT 5310: SCOTT COUNTY-MOBILITY MANAGEMENT	0.00	NB	TRANSIT GRANT CAP IMP (NON-VEHICLE)	FTA	437,091	-	-	349,673	-	-	87,418
1739	BB	TRF-9056-21	2021	MNDOT	SECT 5310: NEWTRAX-MOBILITY MANAGEMENT	0.00	NB	TRANSIT GRANT CAP IMP (NON-VEHICLE)	FTA	212,180	-	-	169,744	-	-	42,436
1740	BB	TRF-9917-21	2021	MNDOT	SECT 5310: DAKOTA COUNTY-MOBILITY MANAGEMENT	0.00	NB	TRANSIT GRANT CAP IMP (NON-VEHICLE)	FTA	318,270	-	-	254,616	-	-	63,654
1741	BB	TRF-TCMT-21	2021	MET COUNCIL-MT	SECT 5337: TWIN CITIES MET COUNCIL MT-ASSOCIATED CAPITAL MAINTENANCE-BUS	0.00	GR	TRANSIT OPERATIONS	FTA	781,363	-	-	625,091	-	-	156,272
1742	BB	TRF-TCMT-21A	2021	MET COUNCIL-MT	SECT 5337: TWIN CITIES MET COUNCIL MT-BUS ACQUISITION	0.00	GR	TRANSIT VEHICLE PURCHASE	FTA	19,736,458	-	-	16,775,989	-	-	2,960,469
1743	BB	TRF-TCMT-21B	2021	MET COUNCIL-MT	SECT 5339: TWIN CITIES MET COUNCIL MT-BUS ACQUISITION	0.00	BB	TRANSIT VEHICLE PURCHASE	FTA	19,736,458	-	-	16,775,989	-	-	2,960,469
1744	BB	TRF-TCMT-21D	2021	MET COUNCIL-MT	SECT 5337: TWIN CITIES MET COUNCIL MT-BUS AND RAIL SUPPORT FACILITY REHAB AND RENOVATE: HOISTS, EQUIPMENT, FACILITY APPURTENANCES, ROOF REFURBISHMENT	0.00	GR	TRANSIT GRANT CAP IMP (NON-VEHICLE)	FTA	2,050,000	-	-	1,640,000	-	-	410,000
1745	BB	TRF-TCMT-21E	2021	MET COUNCIL-MT	SECT 5307: TWIN CITIES MET COUNCIL MT-HEYWOOD GARAGE EXPANSION DESIGN, ENGINEERING AND CONSTRUCTION	0.00	B9	TRANSIT GRANT CAP IMP (NON-VEHICLE)	FTA	16,065,992	-	-	12,852,794	-	-	3,213,198
1746	BB	TRF-TCMT-21F	2021	MET COUNCIL-MT	SECT 5307: TWIN CITIES MET COUNCIL MT-PREVENTIVE MAINTENANCE	0.00	B9	TRANSIT OPERATIONS	FTA	6,250,000	-	-	5,000,000	-	-	1,250,000
1747	BB	TRF-TCMT-21G	2021	MET COUNCIL-MT	SECT 5307: TWIN CITIES MET COUNCIL MT- RAIL MISCELLANEOUS EQUIPMENT IMPROVEMENT (VIDEO, TRAIN OPERATOR TECH, SYSTEMS TECH, SECURITY, TRACK TECHNOLOGY AND EQUIPMENT)	0.00	B9	TRANSIT OPERATIONS	FTA	1,200,000	-	-	960,000	-	-	240,000
1748	BB	TRF-TCMT-21H	2021	MET COUNCIL-MT	SECT 5337: TWIN CITIES MET COUNCIL MT- RAIL VEHICLE OVERHAUL AND MAINTENANCE	0.00	GR	TRANSIT OPERATIONS	FTA	4,150,000	-	-	3,320,000	-	-	830,000
1749	BB	TRF-TCMT-21J	2021	MET COUNCIL-MT	SECT 5337: TWIN CITIES MET COUNCIL MT-RAIL SYSTEM REHAB: TRACK REHAB REPAIR, MISCELLANEOUS MAINTENANCE, CATENARY, POWER SYSTEMS	0.00	GR	TRANSIT OPERATIONS	FTA	5,000,000	-	-	4,000,000	-	-	1,000,000
1750	BB	TRF-TCMT-21K	2021	MET COUNCIL-MT	SECT 5337: TWIN CITIES MET COUNCIL MT-CAPITAL LEASE-TIRES	0.00	GR	TRANSIT OPERATIONS	FTA	4,002,055	-	-	3,201,644	-	-	800,411

ATP METRO		SFY 2019-2022 STATE TRANSPORTATION IMPROVEMENT PROGRAM (STIP)														
SORT BY: ATP, YEAR, TRANSIT, RAIL, LOCAL SP, MNDOT SP, SETASIDE																
SEQ#	ROUTE SYSTEM	PROJECT NUMBER (SP)	YEAR	AGENCY	PROJECT DESCRIPTION	MILE	PRGM	WORK TYPE	PROPOSED FUND	STIP TOTAL	FHWA	AC	FTA	TH	BOND	OTHER
1751	BB	TRF-TCMT-21L	2021	MET COUNCIL-MT	SECT 5309: SOUTHWEST LIGHT RAIL TRANSIT (GREEN LINE EXTENSION)-NEW START FFGA APPROPRIATION	14.50	B3	TRANSIT GRANT CAP IMP (NON-VEHICLE)	FTA	200,000,000	-	-	100,000,000	-	-	100,000,000
1752	BB	TRF-TCMT-21M	2021	MET COUNCIL-MT	SECT 5307: TWIN CITIES MET COUNCIL MT-TRANSIT BUSINESS COMPUTER HW & SW	0.00	B9	TRANSIT OPERATIONS	FTA	1,831,000	-	-	1,464,800	-	-	366,200
1753	BB	TRF-TCMT-21N	2021	MET COUNCIL-MT	SECT 5309: TWIN CITIES MET COUNCIL MT-ORANGE LINE-SMALL START SSGA APPROPRIATION	17.00	B3	TRANSIT GRANT CAP IMP (NON-VEHICLE)	FTA	65,597,785	-	-	36,078,782	-	-	29,519,003
1754	BB	TRF-TCMT-21P	2021	MET COUNCIL-MT	SECT 5309: METRO BLUE LINE EXTENSION (BOTTINEAU LIGHT RAIL TRANSIT)-NEW START FFGA APPROPRIATION	13.00	B3	TRANSIT GRANT CAP IMP (NON-VEHICLE)	FTA	204,081,633	-	-	100,000,000	-	-	104,081,633
1755	BB	TRF-TCMT-21Q	2021	MET COUNCIL-MTS	SECT 5307: TWIN CITIES MET COUNCIL MTS-MTS BUS ACQUISITION	0.00	B9	TRANSIT VEHICLE PURCHASE	FTA	18,971,125	-	-	15,176,900	-	-	3,794,225
1756	BB	TRF-TCMT-21R	2021	MET COUNCIL-MTS	SECT 5307: TWIN CITIES MET COUNCIL MTS-REGIONAL FLEET CAPITAL COST OF CONTRACTING	0.00	B9	TRANSIT OPERATIONS	FTA	3,750,000	-	-	3,000,000	-	-	750,000
1757	BB	TRF-TCMT-21S	2021	MET COUNCIL-MTS	SECT 5307: TWIN CITIES MET COUNCIL U OF M-U OF MN BUS ACQUISITION	0.00	B9	TRANSIT VEHICLE PURCHASE	FTA	353,470	-	-	282,776	-	-	70,694
1758	BB	TRF-TCMT-21T	2021	MET COUNCIL-MT	SECT 5307: TWIN CITIES MET COUNCIL MT-FACILITIES ENERGY ENHANCEMENTS AND NEW ENERGY INITIATIVES	0.00	B9	TRANSIT GRANT CAP IMP (NON-VEHICLE)	FTA	1,000,000	-	-	800,000	-	-	200,000
1759	BB	TRF-TCMT-21U	2021	MET COUNCIL-MT	SECT 5337: TWIN CITIES MET COUNCIL MT - RAIL PUBLIC FACILITIES MAINTENANCE AND REHAB INITIATIVES: SIGNS, LIGHTS, SECURITY, HEAT	0.00	GR	TRANSIT GRANT CAP IMP (NON-VEHICLE)	FTA	6,500,000	-	-	5,200,000	-	-	1,300,000
1760	BB	TRF-TCMT-21V	2021	MET COUNCIL-MT	SECT 5337: TWIN CITIES MET COUNCIL MT-CAPITAL LEASE-TIRES	0.00	GR	TRANSIT OPERATIONS	FTA	500,000	-	-	400,000	-	-	100,000
1761	LOCAL 999	TRS-TCMT-21	2021	MET COUNCIL-MT	CMAQ TDM: ACTIVITIES TO REDUCE SOV USE BY VAN POOLS, CAR POOL AND RIDE MATCHING PROGRAMS, MARKETING, TRANSIT RIDERSHIP INCENTIVES BY SUPPORTING SEVERAL TRANSPORTATION MANAGEMENT ORGANIZATIONS AND OTHER TRAVEL DEMAND MANAGEMENT STRATEGIES THAT RESULT IN REDUCED VEHICLE MILES TRAVELED AND LIGHT DUTY VEHICLE EMISSIONS	0.00	TM	TRANSIT OPERATIONS	CMAQ	4,375,000	3,500,000	-	-	-	-	875,000
1762	BB	TRS-TCMT-21A	2021	MET COUNCIL-MT	PURCHASE 9 EXPANSION 60-FOOT ARTICULATED BUSES, LARGER VEHICLE DOORS, AND TECHNOLOGY IMPROVEMENTS FOR HENNEPIN AVE CORRIDOR	4.10	TR	TRANSIT VEHICLE PURCHASE	CMAQ	8,750,000	7,000,000	-	-	-	-	1,750,000

ATP METRO		SFY 2019-2022 STATE TRANSPORTATION IMPROVEMENT PROGRAM (STIP)														
SORT BY: ATP, YEAR, TRANSIT, RAIL, LOCAL SP, MNDOT SP, SETASIDE																
SEQ#	ROUTE SYSTEM	PROJECT NUMBER (SP)	YEAR	AGENCY	PROJECT DESCRIPTION	MILE	PRGM	WORK TYPE	PROPOSED FUND	STIP TOTAL	FHWA	AC	FTA	TH	BOND	OTHER
1763	BB	TRS-TCMT-21B	2021	MET COUNCIL-MT	PURCHASE FIVE BUSES AND OPERATE SERVICE FOR TRANSIT IMPROVEMENT ON UNIVERSITY AVE, CRETIN AVE, GRAND AVE, 5TH/6TH ST, 3RD ST EAST, AND MCKNIGHT RD IN ST PAUL	15.63	TR	TRANSIT VEHICLE PURCHASE	CMAQ	7,653,055	6,122,444	-	-	-	-	1,530,611
1764	CSAH 8	002-608-012	2021	ANOKA COUNTY	CSAH 8, FROM MN 47 TO MN 65 IN FRIDLEY - ROAD DIET (GOING FROM 4 TO 3 LANE ROADWAY), TURN LANES, MEDIANS, PEDESTRIAN ISLANDS	1.00	SH	TRAFFIC BARRIER	HSIP	1,092,300	893,700	-	-	-	-	198,600
1765	CSAH 14	002-614-045AC	2021	ANOKA COUNTY	**AC**CSAH 14 FROM LEXINGTON AVE NE (CSAH 17) TO 0.23 MI E OF LEVER ST IN BLAINE - RECONSTRUCT FROM 2 TO 4 LANE, TRAFFIC SIGNAL (AC PAYBACK 1 OF 1)	0.60	BI	RECONST.	NHPP	573,592	573,592	-	-	-	-	-
1766	CSAH 40	010-640-015	2021	CARVER COUNTY	CSAH 40, FROM MN 25 IN SAN FRANCISCO TWP TO CSAH 50 IN DAHLGREN TWP- CONSTRUCT PAVED SHOULDERS, RUMBLE STRIPS AND ADVANCED WARNING SIGNS FOR CURVES	7.20	SH	PAVE SHOULDER	HSIP	2,286,240	1,800,000	-	-	-	-	486,240
1767	LOCAL 999	013-596-007AC	2021	CHISAGO COUNTY	**AC**GOVERNMENT ST FROM 0.1 MI S OF CSAH 20 TO RAVINE ST AND RAVINE ST FROM GOVERNMENT ST TO TH 95- SIDEWALK CONSTRUCTION, RR DEPOT REHABILITATION AND HERITAGE PARK OVERLOOK AND RESTROOMS ALONG TH 95 IN TAYLORS FALLS (PAYBACK 1 OF 1)	0.50	EN	SIDEWALKS	STBGTP	115,601	115,601	-	-	-	-	-
1768	CSAH 26	013-626-007	2021	CHISAGO COUNTY	CSAH 26 AT US 8 IN CENTER CITY- CONSTRUCT ROUNDABOUT	0.00	SH	ROUNDABOUT	HSIP	2,136,000	1,461,000	-	-	-	-	675,000
1769	CSAH 30	013-630-017AC1	2021	CHISAGO COUNTY	**AC**CSAH 30, FROM CEDAR ST IN NORTH BRANCH TO CSAH 10 IN HARRIS- ROADWAY RECONSTRUCTION (AC PAYBACK 1 OF 2)	4.75	RC	URBAN RECONST.	STBGP	982,300	982,300	-	-	-	-	-
1770	LOCAL	019-060-005	2021	DAKOTA COUNTY	**SB**MISSISSIPPI RIVER TRAIL- ROSEMOUNT EAST BETWEEN SPRING LAKE PARK RESERVE AND FLINT HILLS RESOURCES IN ROSEMOUNT- CONSTRUCT PED/BIKE TRAIL, GRADE- SEPARATED CROSSING AND LANDSCAPING (ASSOCIATED TO 019-090-020)	1.70	EN	NEW TRAIL	STBGTP	5,000,000	400,000	-	-	-	-	4,600,000

ATP METRO		SFY 2019-2022 STATE TRANSPORTATION IMPROVEMENT PROGRAM (STIP)														
SORT BY: ATP, YEAR, TRANSIT, RAIL, LOCAL SP, MNDOT SP, SETASIDE																
SEQ#	ROUTE SYSTEM	PROJECT NUMBER (SP)	YEAR	AGENCY	PROJECT DESCRIPTION	MILE	PRGM	WORK TYPE	PROPOSED FUND	STIP TOTAL	FHWA	AC	FTA	TH	BOND	OTHER
1771	PED/BIKE	019-090-020	2021	DAKOTA COUNTY	MISSISSIPPI RIVER TRAIL-ROSEMOUNT EAST BETWEEN SPRING LAKE PARK RESERVE AND FLINT HILLS RESOURCES IN ROSEMOUNT-CONSTRUCT PED/BIKE TRAIL, GRADE-SEPARATED CROSSING AND LANDSCAPING (ASSOCIATED TO 019-060-005)	1.70	BT	NEW TRAIL	FLAP	5,500,000	1,000,000	-	-	-	-	4,500,000
1772	CSAH 8	019-608-003AC	2021	DAKOTA COUNTY	**AC**CSAH 8 FROM CSAH 63 TO 0.05 MI E OF LIVINGSTON AVE IN WEST ST PAUL - RECONSTRUCTION, RESURFACING, AND OFF-ROAD MULTIUSE TRAIL (AC PAYBACK 1 OF 1)	1.10	EN	NEW TRAIL	STBGTAP	984,000	984,000	-	-	-	-	-
1773	LOCAL	027-596-013	2021	HENNEPIN COUNTY	NORTHOME AVE OVER PED/BIKE, FROM NORTHOME RD TO PARKWAY ST IN DEEPHAVEN-REPLACE BRIDGE L9265 WITH 27C55	0.02	BR	BRIDGE REPLACEMENT	BROS	500,000	400,000	-	-	-	-	100,000
1774	CSAH 5	027-605-030	2021	HENNEPIN COUNTY	CSAH 5 (FRANKLIN AVE) AT MSAS 65 (CHICAGO AVE) IN MPLS - SIGNAL REBUILD, RETIMING, ADDITIONAL SIGNAL HEADS, EXCLUSIVE LEFT TURN PHASING, PEDESTRIAN IMPROVEMENTS	0.00	SH	TRAFFIC SIGNAL REVISION	HSIP	594,000	486,000	-	-	-	-	108,000
1775	CSAH 81	027-681-037	2021	HENNEPIN COUNTY	CSAH 81 (WEST BROADWAY) AT MSAS 42 (LYNDALE AVE) IN MPLS - SIGNAL REBUILD, RETIMING, ADDITIONAL SIGNAL HEADS, EXCLUSIVE LEFT TURN PHASE, PEDESTRIAN IMPROVEMENTS	0.00	SH	TRAFFIC SIGNAL REVISION	HSIP	707,000	549,000	-	-	-	-	158,000
1776	CSAH 81	027-681-038	2021	HENNEPIN COUNTY	CSAH 81 OVER LOWRY AVE IN MPLS AND ROBBINSDALE - REPLACE BRIDGES 27007 AND 27008	0.15	BR	BRIDGE REPLACEMENT	STBGP	15,650,000	7,000,000	-	-	-	-	8,650,000
1777	LOCAL	062-596-006	2021	RAMSEY COUNTY	ISLAND LAKE COUNTY PARK ROAD OVER ISLAND LAKE CHANNEL IN SHOREVIEW-REPLACE BRIDGE 9345	0.55	BR	BRIDGE REPLACEMENT	BROS	640,000	512,000	-	-	-	-	128,000
1778	CSAH 49	062-649-040AC	2021	RAMSEY COUNTY	**AC**CSAH 49 (RICE ST) FROM 0.11 MI S OF OWASSO BLVD/COUNTRY DR TO 0.11 MI N OF COUNTY RD E/VADNAIS BLVD IN SHOREVIEW, VADNAIS HEIGHTS, AND LITTLE CANADA-RECONSTRUCT I-694/RICE STREET INTERCHANGE (AC PAYBACK 1 OF 1)	0.42	MC	MAJOR CONST.	STBGP	7,000,000	7,000,000	-	-	-	-	-
1779	CSAH 2	070-602-023	2021	SCOTT COUNTY	CSAH 2 AT CSAH 15 IN HELENA TWP-CONSTRUCT ROUNDABOUT	0.00	SH	ROUNDABOUT	HSIP	1,925,000	1,575,000	-	-	-	-	350,000
1780	CSAH 42	070-642-025	2021	SCOTT COUNTY	CSAH 42, FROM LOUISIANA AVE TO E COUNTY LINE WITH DAKOTA COUNTY-MILL AND OVERLAY, STORM SEWER, WALK, TRAIL, ADA IMPROVEMENTS	2.00	RS	MILL AND OVERLAY	NHPP	2,250,000	1,800,000	-	-	-	-	450,000

ATP METRO		SFY 2019-2022 STATE TRANSPORTATION IMPROVEMENT PROGRAM (STIP)														
SORT BY: ATP, YEAR, TRANSIT, RAIL, LOCAL SP, MNDOT SP, SETASIDE																
SEQ#	ROUTE SYSTEM	PROJECT NUMBER (SP)	YEAR	AGENCY	PROJECT DESCRIPTION	MILE	PRGM	WORK TYPE	PROPOSED FUND	STIP TOTAL	FHWA	AC	FTA	TH	BOND	OTHER
1781	CSAH 83	070-683-014	2021	SCOTT COUNTY	CSAH 83 (CANTERBURY RD) FROM US 169 NORTH RAMP TO SOUTH OF 4TH AVE E IN SHAKOPEE-RECONSTRUCT TO URBAN 4-LANE DIVIDED ROADWAY, TURN LANES, TRAFFIC SIGNAL, TRAIL, AND SIDEWALK (ASSOCIATED TO 070-683-014F)	0.90	RC	RECONST.	STBGP	7,625,750	5,546,000	-	-	-	-	2,079,750
1782	CSAH 83	070-683-014F	2021	SCOTT COUNTY	**SPPF**CSAH 83 (CANTERBURY RD) FROM US 169 NORTH RAMP TO SOUTH OF 4TH AVE E IN SHAKOPEE-RECONSTRUCT TO URBAN 4-LANE DIVIDED ROADWAY, TURN LANES, TRAFFIC SIGNAL, TRAIL, AND SIDEWALK (ASSOCIATED TO 070-683-014)	0.90	RC	RECONST.	NHFP	743,250	594,600	-	-	-	-	148,650
1783	LOCAL	082-030-007	2021	WASHINGTON COUNTY	VARIOUS INTERSECTIONS IN WASHINGTON COUNTY-TRAFFIC SIGNAL COMMUNICATION UPGRADES, SHORT FIBER OPTIC LINKAGES, CELLULAR DATA MODEMS, AND NECESSARY INTERNAL SWITCHING EQUIPMENT, CCTV CAMERAS	7.00	TM	TRAFFIC MANAGEMENT SYSTEM	STBGP	900,460	654,880	-	-	-	-	245,580
1784	CSAH 15	082-615-034	2021	WASHINGTON COUNTY	CSAH 15 (MANNING AVE) AT TH 36 IN GRANT, LAKE ELMO, OAK PARK HEIGHTS, AND STILLWATER TOWNSHIP-CONSTRUCT INTERCHANGE	0.86	MC	MAJOR CONST.	STBGP	13,035,000	7,000,000	-	-	-	-	6,035,000
1785	LOCAL 999	090-070-023AC2	2021	MET COUNCIL	**AC**METROWIDE: REGIONAL TRAVEL BEHAVIOR INVENTORY AND REGIONAL MODEL DEVELOPMENT. HOUSEHOLD TRAVEL SURVEY, TRANSIT ON BOARD SURVEYS, SPECIAL GENERATOR SURVEY, DATA PURCHASE, REGIONAL MODEL DEVELOPMENT AND UPDATE (AC PAYBACK 2 OF 2)	0.00	PL	OTHER	STBGP	850,000	850,000	-	-	-	-	-
1786	US 10	103-010-018	2021	ANOKA	US 10 FROM CUTTERS LN TO WEST MAIN ST IN ANOKA-REMOVE SIGNALS, EXTEND WEST MAIN STREET TO CUTTERS GROVE, LENGTHEN RAMPS, AND CONSTRUCT FAIROAK UNDERPASS UNDER US 10 (ASSOCIATED TO 103-010-018F AND 0202108)	0.57	MC	MAJOR CONST.	STBGP	31,900,000	7,000,000	-	-	-	-	24,900,000

ATP METRO		SFY 2019-2022 STATE TRANSPORTATION IMPROVEMENT PROGRAM (STIP)														
SORT BY: ATP, YEAR, TRANSIT, RAIL, LOCAL SP, MNDOT SP, SETASIDE																
SEQ#	ROUTE SYSTEM	PROJECT NUMBER (SP)	YEAR	AGENCY	PROJECT DESCRIPTION	MILE	PRGM	WORK TYPE	PROPOSED FUND	STIP TOTAL	FHWA	AC	FTA	TH	BOND	OTHER
1787	US 10	103-010-018F	2021	ANOKA	**SPPF**US 10/169 FROM ANOKA/RAMSEY CITY LIMITS TO GREEN HAVEN RD/MAIN ST INTERCHANGE- RECONSTRUCT, GRADE SEPARATE INTERSECTIONS AT FAIROAK AVE AND THURSTON AVE, IMPROVE FRONTAGE AND SUPPORTING ROAD CONFIGURATIONS TO MAIN ST AND THURSTON AVE (ASSOCIATED TO 103-010-018 AND 0202-108)	1.23	MC	MAJOR CONST.	NHFP	25,000,000	20,000,000	-	-	-	-	5,000,000
1788	MN 252	109-010-007	2021	BROOKLYN CENTER	MN 252, AT 66TH AVE N IN BROOKLYN CENTER-CONSTRUCT INTERCHANGE, CONVERT TO FREEWAY, CLOSE INTERSECTION AT 70TH AVE, MULTIUSE TRAIL, NOISE WALLS (ASSOCIATED TO 109-010-007F)	0.70	MC	MAJOR CONST.	STBGP	20,644,682	7,000,000	-	-	-	-	13,644,682
1789	MN 252	109-010-007F	2021	BROOKLYN CENTER	**SPPF**MN 252, AT 66TH AVE N IN BROOKLYN CENTER-CONSTRUCT INTERCHANGE, CONVERT TO FREEWAY, CLOSE INTERSECTION AT 70TH AVE, MULTIUSE TRAIL, NOISE WALLS (ASSOCIATED TO 109-010-007)	0.70	MC	MAJOR CONST.	NHFP	12,500,000	10,000,000	-	-	-	-	2,500,000
1790	CSAH 152	109-020-014	2021	BROOKLYN CENTER	CSAH 152 (BROOKLYN BLVD) FROM 0.04 MI N OF BASS LAKE RD TO I94/694 IN BROOKLYN CENTER-RECONSTRUCT, ADD TRAIL, SIDEWALKS, STREETSCAPING, LANDSCAPING	1.00	RC	URBAN RECONST.	STBGP	9,097,000	6,616,000	-	-	-	-	2,481,000
1791	LOCAL	109-090-002	2021	BROOKLYN CENTER	70TH AVE N FROM CAMDEN AVE N TO WEST RIVER RD IN BROOKLYN CENTER- CONSTRUCT 14-FOOT WIDE PEDESTRIAN / BICYCLE OVERPASS	0.20	EN	BRIDGE PEDESTRIAN	STBGTAP	2,616,130	1,902,640	-	-	-	-	713,490
1792	US 169	110-129-006AC	2021	BROOKLYN PARK	**AC**101ST AVE N AT US 169 IN BROOKLYN PARK- CONSTRUCT INTERCHANGE (ASSOCIATED TO 2750-92) (AC PAYBACK 1 OF 1)	0.70	MC	MAJOR CONST.	STBGP	7,000,000	7,000,000	-	-	-	-	-
1793	MSAS 313	141-030-047	2021	MINNEAPOLIS	MSAS 313 (HENNEPIN AVE) FROM MSAS 186 (SPRUCE PLACE) TO MSAS 375 (13TH ST) AND ON MSAS 179 (HARMON PLACE) FROM MSAS 223 (10TH ST) TO MSAS 225 (12TH ST) IN MPLS- INSTALL MAST ARMS ON FIVE TRAFFIC SIGNALS	0.00	SH	TRAFFIC SIGNAL REVISION	HSIP	1,650,000	1,350,000	-	-	-	-	300,000
1794	LOCAL	141-080-051	2021	MINNEAPOLIS	QUEEN AVE FROM 44TH AVE N TO GLENWOOD AVE IN MPLS-CONSTRUCT BICYCLE BOULEVARD, INCLUDING SIGNING, STRIPING, SPEED HUMPS, TRAFFIC CIRCLES, AND ADA-COMPLIANT PEDESTRIAN RAMPS	5.00	EN	NEW TRAIL	STBGTAP	1,375,000	1,000,000	-	-	-	-	375,000

ATP METRO		SFY 2019-2022 STATE TRANSPORTATION IMPROVEMENT PROGRAM (STIP)														
SORT BY: ATP, YEAR, TRANSIT, RAIL, LOCAL SP, MNDOT SP, SETASIDE																
SEQ#	ROUTE SYSTEM	PROJECT NUMBER (SP)	YEAR	AGENCY	PROJECT DESCRIPTION	MILE	PRGM	WORK TYPE	PROPOSED FUND	STIP TOTAL	FHWA	AC	FTA	TH	BOND	OTHER
1795	MN 51	160-010-004	2021	ROSEVILLE	MN 51 (SNELLING AVE) FROM COUNTY RD B2 TO NORTH OF LYDIA AVE IN ROSEVILLE-ADD ONE NB THROUGH LANE AND UPGRADE INTERSECTIONS AT COUNTY RD C, COUNTY RD C2, AND LYDIA AVE TO MEET ADA STANDARDS	1.30	MC	MAJOR CONST.	STBGP	3,737,652	2,718,292	-	-	-	-	1,019,360
1796	MN 51	164-010-069	2021	SAINT PAUL	MN 51, FROM MSAS 168 TO HEWITT AVE & CSAH 51 FROM CSAH 38 TO MSAS 142 IN ST PAUL-INTERCONNECT, SIGNAL UPGRADES, ADAPTIVE SIGNAL TIMING, DYNAMIC MESSAGE SIGNS, AND DEPLOYMENT OF CCTV CAMERAS	8.20	TM	TRAFFIC MANAGEMENT SYSTEM	CMAQ	2,751,815	2,001,320	-	-	-	-	750,495
1797	LOCAL	164-090-016	2021	SAINT PAUL	FOURTH ST TO SAMUEL H. MORGAN REGIONAL TRAIL IN ST PAUL-CONSTRUCT BRUCE VENTO BICYCLE AND PEDESTRIAN BRIDGE CONNECTION	0.50	EN	BRIDGE PEDESTRIAN	STBGTP	17,050,000	5,500,000	-	-	-	-	11,550,000
1798	MSAS 158	164-158-025	2021	SAINT PAUL	MSAS 158, FROM E 7TH ST TO MARKET ST IN ST PAUL - RECONSTRUCT BRIDGE, WALLS, AND APPROACH ROADWAYS	0.34	BR	BRIDGE REPLACEMENT	STBGP	19,393,000	7,000,000	-	-	-	-	12,393,000
1799	MN 156	168-010-004	2021	SOUTH SAINT PAUL	**SPPE**MN 156 (CONCORD ST) FROM N OF ANNAPOLIS ST E TO HARDMAN AVE-RECONSTRUCT, SIGNAL IMPROVEMENTS, BIKE LANES, SIDEWALKS, STORM SEWER IMPROVEMENTS	2.20	MC	RECONST.	NHFP	13,627,000	7,560,000	-	-	-	-	6,067,000
1800	CSAH 32	179-020-043	2021	BURNSVILLE	CSAH 32 (CLIFF RD) FROM MN 13 TO CINNAMON RIDGE TRAIL IN BURNSVILLE-CONSTRUCT TRAIL, CROSSWALK PAVEMENT MARKINGS, RETAINING WALLS, AND ADA-COMPLIANT CURB RAMPS	0.75	EN	NEW TRAIL	STBGTP	929,500	676,000	-	-	-	-	253,500
1801	MN 3	1921-102AC	2021	MNDOT	**AC**MN 3 FROM CHESTERFIELD WAY TO TWS 58 (170TH ST) IN EMPIRE TWP-ACCESS CLOSURE, CONSTRUCT THREE LEFT TURN LANES AND A ROUNDABOUT (AC PAYBACK 1 OF 1)	3.44	SH	ROUNDABOUT	HSIP	1,049,486	1,049,486	-	-	-	-	-
1802	US 10	0202-108	2021	MNDOT	**TED**US 10, FROM W CITY OF ANOKA BORDER TO EB ENTRANCE RAMP FROM W MAIN ST. INCLUDES NEW INTERCHANGE WITH BRIDGES AT THURSTON AVE, GRADE SEPARATION AT FAIROAK WITH BRIDGE AND SUPPORTING ROADWAYS ON NORTH AND SOUTH SIDE OF US 10 (ASSOCIATED TO 103-010-018 AND 103-010-018F)	1.44	AM	COOP CONST AGREEMENT	SF	5,000,000	-	-	-	5,000,000	-	-

ATP METRO		SFY 2019-2022 STATE TRANSPORTATION IMPROVEMENT PROGRAM (STIP)															
SORT BY: ATP, YEAR, TRANSIT, RAIL, LOCAL SP, MNDOT SP, SETASIDE																	
SEQ#	ROUTE SYSTEM	PROJECT NUMBER (SP)	YEAR	AGENCY	PROJECT DESCRIPTION	MILE	PRGM	WORK TYPE	PROPOSED FUND	STIP TOTAL	FHWA	AC	FTA	TH	BOND	OTHER	
1803	MN 47	0206-69	2021	MNDOT	**SPP**MN 47 FROM JCT 10/169 TO INDUSTRY AVE/BUNKER LK RD IN RAMSEY AND ON US 169 FROM THE S END OF THE MISSISSIPPI RIVER BR TO JCT TH 10/47 IN ANOKA - BITUMINOUS MILL AND OVERLAY, DRAINAGE, ADA	2.72	RS	MILL AND OVERLAY	NHPP	2,738,000	2,190,400	-	-	547,600	-	-	
1804	MN 65	0208-160	2021	MNDOT	MN 65 AT MSAS 103 (KLONDIKE DR) IN EAST BETHEL - CONSTRUCT REDUCED CONFLICT INTERSECTION	0.41	SH	CHANNELIZATION	HSIP	968,000	871,200	-	-	96,800	-	-	
1805	US 10	0214-48	2021	MNDOT	**SPP**17NEW**CHAP3**ADA**US 10, E RAMPS FOLEY BLVD IN COON RAPIDS TO MN65 IN BLAINE AND ON MN 47 FROM ANOKA-CSAH 10 TO E JCT US 10 IN COON RAPIDS -MILL AND OVERLAY, REPAIRS ON BRIDGES 02035, 02045, 02046, ADA UPGRADES	2.29	RS	MILL AND OVERLAY	NHPP BF	2,332,000	1,865,600	-	-	-	466,400	-	
1806	US 10	0215-77	2021	MNDOT	US 10, N AND S RAMPS AT ROUND LAKE BLVD IN COON RAPIDS - SIGNAL SYSTEM REPLACEMENT	0.00	SC	TRAFFIC SIGNAL REVISION	SF	617,000	-	-	-	192,000	-	425,000	
1807	MN 610	0217-27	2021	MNDOT	MN 610, AT ANOKA CR 3 (COON RAPIDS BLVD) S RAMP IN COON RAPIDS - SIGNAL REPLACEMENT AND ADA UPGRADES	0.00	SC	TRAFFIC SIGNAL REVISION	SF	300,000	-	-	-	100,000	-	200,000	
1808	MN 610	0217-28	2021	MNDOT	**ADA**MN 610, AT ANOKA-CSAH 1 (EAST RIVER ROAD) AND CSAH 11 (FOLEY BLVD) N AND S RAMP IN COON RAPIDS - SIGNAL REPLACEMENTS	0.01	SC	TRAFFIC SIGNAL REVISION	SF	636,000	-	-	-	211,000	-	425,000	
1809	MN 5	1001-17M	2021	MNDOT	MN 5, FROM 0.01 MI N OF 5TH ST IN GREEN ISLE TO US 212 IN NORWOOD YOUNG AMERICA - COLD INPLACE RECYCLE AND MILL AND OVERLAY (DESIGNED BY DISTRICT 7, D7 PORTION OF \$2.7M UNDER ASSOCIATED SP 7201-119)	6.40	RS	MILL AND OVERLAY	STBGP	1,800,000	1,440,000	-	-	360,000	-	-	
1810	MN 7	1004-34	2021	MNDOT	**17NEW**CHAP3**MN 7, FROM 0.05 MI E OF MERRYWOOD DR IN MINNETRISTA TO 0.21 MI E OF SMITHTOWN RD AND AT HAWKS POINTE LANE IN VICTORIA - DRAINAGE AND SLOPE CORRECTION	1.04	DR	EROSION REPAIR	BF	1,750,000	-	-	-	-	1,750,000	-	
1811	MN 25	1006-31	2021	MNDOT	MN 25 FROM MN 5 TO CSAH 30 (1ST ST) IN MAYER-MILL AND OVERLAY, ADA, DRAINAGE	5.82	RS	MILL AND OVERLAY	STBGP	1,111,000	888,800	-	-	222,200	-	-	
1812	MN 41	1008-86	2021	MNDOT	MN 41, AT 82ND ST IN CHASKA - SIGNAL REPLACEMENT AND ADA IMPROVEMENTS	0.00	SC	TRAFFIC SIGNAL REVISION	SF	411,000	-	-	-	211,000	-	200,000	
1813	US 8	1301-118	2021	MNDOT	US 8 AT MUN 11 (DEER GARDEN LANE) IN CHISAGO CITY- CONSTRUCT DEDICATED LEFT TURN LANE FOR EB TRAFFIC	0.44	SH	TURN LANES	HSIP	650,000	585,000	-	-	65,000	-	-	

ATP METRO		SFY 2019-2022 STATE TRANSPORTATION IMPROVEMENT PROGRAM (STIP)															
SORT BY: ATP, YEAR, TRANSIT, RAIL, LOCAL SP, MNDOT SP, SETASIDE																	
SEQ#	ROUTE SYSTEM	PROJECT NUMBER (SP)	YEAR	AGENCY	PROJECT DESCRIPTION	MILE	PRGM	WORK TYPE	PROPOSED FUND	STIP TOTAL	FHWA	AC	FTA	TH	BOND	OTHER	
1814	MN 156	1912-59	2021	MNDOT	**17NEW**CHAP3**ADA**MN 156, FROM I494 IN S ST PAUL TO US 52 IN ST PAUL - CONCRETE PAVEMENT REHAB, BITUMINOUS MILL AND OVERLAY, ADA, SIDEWALKS, RETAINING WALL	4.20	RS	CONCRETE PAVEMENT REPAIR	STBGP	8,786,000	7,028,800	-	-	-	1,757,200	-	
1815	MN 316	1926-22	2021	MNDOT	**SPP**MN 316, FROM JCT US 61 IN GOODHUE COUNTY TO JCT US 61 IN DAKOTA COUNTY - BITUMINOUS MILL AND OVERLAY, PEDESTRIAN TRAIL AND SIGNS	9.82	RS	MILL AND OVERLAY	NHPP	8,017,000	6,413,600	-	-	1,603,400	-	-	
1816	US 52	1928-71	2021	MNDOT	**SPP**US 52, FROM 0.1 MI N OF THE US 52/I494 INTERCHANGE IN INVER GROVE HTS TO PLATO AVE IN ST PAUL - MILL AND OVERLAY, CPR, WEIGHT ENFORCEMENT PULL OFF PAD, WIM SENSORS, ADA AND SIGNING	5.17	RS	MILL AND OVERLAY	NHPP	11,893,000	9,208,000	-	-	2,685,000	-	-	
1817	US 52	1928-75	2021	MNDOT	**CHAP3**US 52, AT UPPER 55TH (CSAH 18), 70TH ST (CSAH 26) AND 80TH ST (CSAH 28) IN INVER GROVE HEIGHTS-REPLACE LIGHTING	2.34	SC	LIGHTINGS	BF	362,000	-	-	-	-	362,000	-	
1818	US 52	1928-76	2021	MNDOT	**17NEW**CHAP3**US 52, NB US 52 AT 0.04, MI N OF 65TH ST E IN INVER GROVE HEIGHTS - FENCE REPAIR/RELOCATE	0.06	SC	FENCING	BF	150,000	-	-	-	-	150,000	-	
1819	I 35E	1982-158	2021	MNDOT	I35E FROM S JCT I35E/I35W IN BURNSVILLE TO DEERWOOD DR IN EAGAN - SIGN REPLACEMENT	7.09	SC	SIGNING	SF	300,000	-	-	-	300,000	-	-	
1820	I 35E	1982-200	2021	MNDOT	**CHAP3**I35E, NB I35E FROM MN 77 RAMP TO SAFARI TRAIL IN EAGAN - NOISE BARRIER	0.75	NO	NOISE ABATEMENT	BF	3,445,000	-	-	-	-	3,102,000	343,000	
1821	I 35E	1982-204	2021	MNDOT	**CHAP3**I35E, AT DIFFLEY RD (CSAH 30) IN BURNSVILLE TO LONE OAK RD (CSAH 26) IN EAGAN - REPLACE LIGHTING	4.30	SC	LIGHTINGS	BF	366,000	-	-	-	-	366,000	-	
1822	MN 65	2710-47A	2021	MNDOT	**CMGC**SPP**CHAP3**MN 65, AT BRIDGE #2440 (3RD AVE S) OVER MISSISSIPPI RIVER IN MPLS-REHAB BRIDGE 2440	0.45	BI	BRIDGE REPAIR	STBGP	20,377,000	16,301,600	-	-	-	4,075,400	-	
1823	US 12	2713-122	2021	MNDOT	**CHAP3**US 12, AT HENNEPIN - CSAH 90 IN INDEPENDENCE - CONSTRUCT ROUNDABOUT	0.60	SC	ROUNDABOUT	NHPP BF	4,723,000	3,778,400	-	-	-	944,600	-	
1824	US 12	2713-123	2021	MNDOT	US 12, FROM HENNEPIN - CSAH 6 IN ORONO TO HENNEPIN - CSAH 29 IN MAPLE PLAIN - CONSTRUCT CONCRETE MEDIAN BARRIER, RECONSTRUCT PAVEMENT	1.09	SH	TRAFFIC BARRIER	HSIP	4,265,000	3,838,500	-	-	426,500	-	-	
1825	MN 55	2723-130	2021	MNDOT	**SPP**MN 55, FROM 0.1 MI E GENERAL MILLS BLVD TO 0.2 MI W OF MN 100 IN GOLDEN VALLEY - BITUMINOUS MILL AND OVERLAY, DRAINAGE, ADA, GUARDRAIL	1.76	RS	MILL AND OVERLAY	NHPP	2,813,000	2,250,400	-	-	562,600	-	-	

ATP METRO		SFY 2019-2022 STATE TRANSPORTATION IMPROVEMENT PROGRAM (STIP)														
SORT BY: ATP, YEAR, TRANSIT, RAIL, LOCAL SP, MNDOT SP, SETASIDE																
SEQ#	ROUTE SYSTEM	PROJECT NUMBER (SP)	YEAR	AGENCY	PROJECT DESCRIPTION	MILE	PRGM	WORK TYPE	PROPOSED FUND	STIP TOTAL	FHWA	AC	FTA	TH	BOND	OTHER
1826	MN 100	2735-206	2021	MNDOT	MN 100, FROM I394 TO 0.15 MI S DULUTH ST IN GOLDEN VALLEY - REINFORCE CATCH BASINS AND INSTALL SIGNAGE FOR BUS ONLY SHOULDERS	1.82	TM	TRANSIT GRANT CAP IMP (NON-VEHICLE)	SF	139,000	-	-	-	139,000	-	-
1827	MN 100	2735-211	2021	MNDOT	**17NEW**CHAP3**MN 100, VARIOUS LOCATIONS BETWEEN ROBBINSDALE AND EDINA - FENCE REPAIR/RELOCATE	0.06	SC	FENCING	BF	150,000	-	-	-	-	150,000	-
1828	MN 55	2751-51A (TCP-BLUEX-15)	2021	MNDOT	**SPP**MN 55, FROM I94 TO THEODORE WIRTH PARKWAY IN MPLS - RECONSTRUCT ROAD, REPLACE TRAFFIC SIGNALS, REHAB BRIDGES 27785 AND 27237	1.94	AM	RECONST.	SF	6,985,000	-	-	-	6,985,000	-	-
1829	MN 77	2758-87	2021	MNDOT	**17NEW**CHAP3**MN 77 SB, N OF E OLD SHAKOPEE RD IN BLOOMINGTON- NOISEWALL REPLACEMENT	0.11	NO	NOISE ABATEMENT	BF	518,000	-	-	-	-	518,000	-
1830	I 35W	2782-347AC	2021	MNDOT	**AC**SPP**CMGC**PoDI**I35W, AT 42ND ST TO 39TH ST IN MPLS - CONSTRUCT STORMWATER STORAGE FACILITY (AC PAYBACK 1 OF 1)	0.45	DR	STORM SEWER - NEW	NHPP	20,520,000	20,520,000	-	-	-	-	-
1831	I 35W	2783-167	2021	MNDOT	**SPP**I35W, OVER MISSISSIPPI RIVER IN MINNEAPOLIS- REHAB BRIDGES 27409 AND 27410	0.41	BI	BRIDGE DECK OVERLAY	NHPP	834,000	750,600	-	-	83,400	-	-
1832	MN 36	6212-187	2021	MNDOT	**17NEW**CHAP3**MN 36, VARIOUS LOCATIONS BETWEEN I35W IN ROSEVILLE AND GREELY ST IN OAKDALE - CULVERT REPAIRS	2.40	SC	CULVERT REHAB	BF	1,558,000	-	-	-	-	1,558,000	-
1833	US 61	6222-183	2021	MNDOT	**17NEW**CHAP3**US 61, FROM 0.10 MI N OF INTERSECTION WITH COUNTY RD B TO INTERSECTION WITH ARCADE ST IN MAPLEWOOD- DRAINAGE INFRASTRUCTURE REPAIR/REPLACEMENT	1.07	DR	CULVERT REPLACEMENT	BF	137,000	-	-	-	-	137,000	-
1834	MN 5	6228-63	2021	MNDOT	MN 5 (E 7TH) OVER BNSF AND CP RAIL, 0.2 MI SW OF JCT TH 61 IN ST PAUL - REHAB BRIDGE 62028, REPLACE SIDEWALK	0.10	BI	BRIDGE JOINT REPLACEMENT	STBGP	767,000	613,600	-	-	153,400	-	-
1835	MN 5	6229-37	2021	MNDOT	**ADA**MN 5, FROM WEST JCT ARCADE ST/E 7TH ST IN ST PAUL TO THE N JCT MN120 IN MAPLEWOOD- MILL AND OVERLAY, REPAIR/REPLACE DRAINAGE INFRASTRUCTURE, ADA IMPROVEMENTS	4.44	RS	MILL AND OVERLAY	STBGP	7,367,000	5,893,600	-	-	1,473,400	-	-
1836	I 94	6282-190	2021	MNDOT	**17NEW**CHAP3**EB I94, FROM PRIOR AVE TO FAIRVIEW AVE IN ST PAUL- NOISEWALL	0.29	NO	NOISE ABATEMENT	BF	996,000	-	-	-	-	896,000	100,000
1837	I 94	6282-217	2021	MNDOT	**17NEW**CHAP3**RETHINK I94 FROM MPLS TO ST PAUL	4.65	MC	MAJOR CONST.	BF	100,000,000	-	-	-	-	100,000,000	-
1838	I 94	6282-225	2021	MNDOT	I94, AT GROTTO AND AT MACKUBIN IN ST PAUL - LANDSCAPING	0.60	RB	LANDSCAPING	SF	125,000	-	-	-	125,000	-	-

ATP METRO		SFY 2019-2022 STATE TRANSPORTATION IMPROVEMENT PROGRAM (STIP)															
SORT BY: ATP, YEAR, TRANSIT, RAIL, LOCAL SP, MNDOT SP, SETASIDE																	
SEQ#	ROUTE SYSTEM	PROJECT NUMBER (SP)	YEAR	AGENCY	PROJECT DESCRIPTION	MILE	PRGM	WORK TYPE	PROPOSED FUND	STIP TOTAL	FHWA	AC	FTA	TH	BOND	OTHER	
1839	I 35W	6284-180AC2	2021	MNDOT	**AC**PoDI**SPP**I35W, FROM CO RD B2 IN ROSEVILLE TO 0.1 MI N SUNSET AVE (ANOKA CR 53) IN LINO LAKES, CONSTRUCT MNPASS LANE FROM CR C TO LEXINGTON AVE (ANOKA CSAH 17), CONC OVLY FROM CR C TO CR 53, MISC PAVEMENT RECONSTRUCT & BIT M&O, REHAB 17 BRIDGES AND REPLACE 5 BRIDGES, ADD AUXILIARY LANES AT MULTIPLE LOCATIONS, NOISE WALLS AND ON US 10, FROM N JCT I35W TO 0.7 MI E CSAH J, CONSTRUCT WB AUXILIARY LANE, EB CONC OVLY, NOISE WALL (AC PAYBACK 2 OF 3)	12.70	MC	MAJOR CONST.	NHPP	20,000,000	20,000,000	-	-	-	-	-	
1840	I 694	6285-161	2021	MNDOT	**17NEW**CHAP3**I694 EB AT SILVER LAKE RD IN NEW BRIGHTON - NOISEWALL REPLACEMENT	0.21	NO	NOISE ABATEMENT	BF	1,628,000	-	-	-	-	1,628,000	-	
1841	US 169	7010-110	2021	MNDOT	US 169, AT MN41 (CHESTNUT BLVD)/CSAH 78 IN JACKSON TWP - LANDSCAPING	0.25	RB	LANDSCAPING	SF	75,000	-	-	-	75,000	-	-	
1842	MN 41	7010-111	2021	MNDOT	**17NEW**CHAP3**MN 41, FROM N OF INTERSECTION WITH US 169 TO 0.1 MI S OF BRIDGE #10012 IN LOUISVILLE TOWNSHIP - SLOPE REPAIRS	0.53	DR	SLOPE WORK, INSLOPE OR BACKSLOPE	BF	1,200,000	-	-	-	-	1,200,000	-	
1843	MN 282	7011-29	2021	MNDOT	**17NEW**CHAP3**ADA**MN 282 FROM MILL ST IN JORDAN TO MN13 IN SPRING LK TWP-FULL DEPTH RECLAMATION, BIT MILL AND OVERLAY, DRAINAGE, RETAINING WALL, ADA IMPROVEMENT	6.87	RD	BITUMINOUS RECLAMATION	STBGP	6,333,000	5,066,400	-	-	-	1,266,600	-	
1844	MN 36	8204-73	2021	MNDOT	MN 36, AT CSAH 35 (HADLEY AVE) IN OAKDALE - LANDSCAPING	0.01	RB	LANDSCAPING	SF	100,000	-	-	-	100,000	-	-	
1845	US 61	8207-62	2021	MNDOT	US 61, AT WASHINGTON-CSAH 32 (11TH AVE SW/SE) AND AT 8TH AVE SE/SW IN FOREST LAKE - SIGNAL REPLACEMENTS AND ADA UPGRADES	0.20	SC	TRAFFIC SIGNAL REVISION	SF	600,000	-	-	-	300,000	-	300,000	
1846	MN 95	8208-42	2021	MNDOT	MN 95, FROM 0.03 MI S HUDSON BLVD TO 0.25 MI N VALLEY CREEK RD AND 0.23 MI S VALLEY CREEK RD TO JCT 40TH ST/BAILEY RD IN WOODBURY - BITUMINOUS MILL AND OVERLAY, DRAINAGE	3.98	RS	MILL AND OVERLAY	STBGP	3,392,000	2,713,600	-	-	678,400	-	-	
1847	MN 36	8214-114MIT21	2021	MNDOT	MN 36, OVER ST CROIX RIVER NEAR STILLWATER-MITIGATION/CONSULTANT ITEMS FOR REPLACEMENT OF RIVER BRIDGE 4654	0.20	CA	OTHER	SF	198,000	-	-	-	99,000	-	99,000	
1848	I 694	8286-87	2021	MNDOT	I694, FROM 0.1 MI S OF 10TH ST (CSAH 10) TO JCT I694/494/94 AND I494 FROM 0.1 MI S TAMARACK RD TO JCT I694/494/94- LANDSCAPING	1.95	RB	LANDSCAPING	SF	200,000	-	-	-	200,000	-	-	

ATP METRO		SFY 2019-2022 STATE TRANSPORTATION IMPROVEMENT PROGRAM (STIP)														
SORT BY: ATP, YEAR, TRANSIT, RAIL, LOCAL SP, MNDOT SP, SETASIDE																
SEQ#	ROUTE SYSTEM	PROJECT NUMBER (SP)	YEAR	AGENCY	PROJECT DESCRIPTION	MILE	PRGM	WORK TYPE	PROPOSED FUND	STIP TOTAL	FHWA	AC	FTA	TH	BOND	OTHER
1849	MN 999	8825-575	2021	MNDOT	**17NEW**CHAP3**METRO DISTRICTWIDE - POND RESTORATION AND CLEAN OUT	0.00	DR	EROSION REPAIR	BF	1,500,000	-	-	-	-	1,500,000	-
1850	MN 999	8825-610	2021	MNDOT	METROWIDE-TRAFFIC DETECTOR LOOP REPLACEMENTS	0.00	TM	TRAFFIC MANAGEMENT SYSTEM	SF	75,000	-	-	-	75,000	-	-
1851	MN 999	8825-612	2021	MNDOT	**CHAP3**METROWIDE - REPLACE SHELTERS, DYNAMIC MESSAGE SIGNS	0.00	TM	TRAFFIC MANAGEMENT SYSTEM	BF	925,000	-	-	-	-	925,000	-
1852	MN 999	880M-ADA-21	2021	MNDOT	DISTRICTWIDE SETASIDE FOR ADA/BIKE/PED PROJECTS - FY 2021	0.00	SC	SAFETY IMPROVEMENT	STBGP	2,311,000	1,848,800	-	-	462,200	-	-
1853	MN 999	880M-AM-21	2021	MNDOT	DISTRICTWIDE SETASIDE FOR MUNICIPAL AGREEMENT PROJECTS - FY 2021	0.00	AM	COOP CONST AGREEMENT	SF	3,000,000	-	-	-	3,000,000	-	-
1854	MN 999	880M-CA-21	2021	MNDOT	DISTRICTWIDE SETASIDE-EXTERNAL PROJECT DELIVERY-FY 2021	0.00	CA	MISC. AGREEMENT	SF	18,300,000	-	-	-	18,300,000	-	-
1855	MN 999	880M-CA-21A	2021	MNDOT	**17NEW**DISTRICTWIDE SETASIDE-PROJECT DELIVERY-FY 2021	0.00	CA	MISC. AGREEMENT	SF	3,050,000	-	-	-	3,050,000	-	-
1856	MN 999	880M-CM-21	2021	MNDOT	**SPP**DISTRICTWIDE SETASIDE FOR SPOT MOBILITY PROJECTS - FY 2021	0.00	SC	SAFETY	NHPP	7,000,000	6,300,000	-	-	700,000	-	-
1857	MN 999	880M-IP-21	2021	MNDOT	**17NEW**CHAP3**DISTRICTWIDE RCIP INTERCHANGE POOL SETASIDE- FY 2021	0.00	MC	SETASIDE-RCIP	STBGP	20,000,000	16,000,000	-	-	-	4,000,000	-
1858	MN 999	880M-MO-21	2021	MNDOT	**SPP**CHAP3**DISTRICTWIDE SETASIDE FOR MOBILITY - FY 2021	0.00	MC	SETASIDE-MOBILITY	NHPP BF	29,480,000	26,532,000	-	-	-	2,948,000	-
1859	MN 999	880M-MS-21	2021	MNDOT	**17NEW**CHAP3**DISTRICTWIDE RCIP MAIN STREET POOL SETASIDE- FY 2021	0.00	MC	SETASIDE-RCIP	BF	10,000,000	-	-	-	-	10,000,000	-
1860	MN 999	880M-NO-21	2021	MNDOT	DISTRICTWIDE SETASIDE FOR NOISE ABATEMENT PROJECTS - FY 2021	0.00	NO	NOISE ABATEMENT	SF	2,000	-	-	-	2,000	-	-
1861	MN 999	880M-PD-21	2021	MNDOT	DISTRICTWIDE SETASIDE -INTERNAL PROJECT DELIVERY-FY 2021	0.00	CA	MISC. AGREEMENT	SF	6,000,000	-	-	-	6,000,000	-	-
1862	MN 999	880M-PM-21	2021	MNDOT	DISTRICTWIDE SETASIDE FOR PREVENTIVE MAINTENANCE PROJECTS - FY 2021	0.00	PM	PREVENTIVE MAINTENANCE	SF	1,620,000	-	-	-	1,620,000	-	-
1863	MN 999	880M-RB-21	2021	MNDOT	DISTRICTWIDE SETASIDE FOR LANDSCAPING & LANDSCAPE PARTNERSHIPS - FY 2021	0.00	RB	LANDSCAPING	SF	500,000	-	-	-	500,000	-	-
1864	MN 999	880M-RW-21	2021	MNDOT	DISTRICTWIDE SETASIDE FOR RIGHT OF WAY - FY 2021	0.00	RW	RIGHT OF WAY PURCHASE	SF	10,000,000	-	-	-	10,000,000	-	-
1865	MN 999	880M-RX-21	2021	MNDOT	DISTRICTWIDE SETASIDE FOR ROAD REPAIR - FY 2021	0.00	RX	BARC	SF	5,000,000	-	-	-	5,000,000	-	-
1866	MN 999	880M-SA-21	2021	MNDOT	DISTRICTWIDE SETASIDE FOR SUPPLEMENTAL AGREEMENTS/OVERRUNS - FY 2021	0.00	SA	SUPP. AGREE & COST OVERRUNS	SF	18,900,000	-	-	-	18,900,000	-	-
1867	LOCAL 999	880M-SHL-21	2021	MNDOT	METRO ATP SETASIDE FOR HSIP PROJECTS YET TO BE SELECTED FOR FY 2021	0.00	SH	SAFETY	HSIP	223,127	200,814	-	-	-	-	22,313
1868	MN 999	880M-SHS-21	2021	MNDOT	DISTRICTWIDE SETASIDE FOR HSIP PROJECTS - FY 2021	0.00	SH	SAFETY	HSIP	623,333	561,000	-	-	62,333	-	-

ATP METRO		SFY 2019-2022 STATE TRANSPORTATION IMPROVEMENT PROGRAM (STIP)														
SORT BY: ATP, YEAR, TRANSIT, RAIL, LOCAL SP, MNDOT SP, SETASIDE																
SEQ#	ROUTE SYSTEM	PROJECT NUMBER (SP)	YEAR	AGENCY	PROJECT DESCRIPTION	MILE	PRGM	WORK TYPE	PROPOSED FUND	STIP TOTAL	FHWA	AC	FTA	TH	BOND	OTHER
1869	LOCAL 999	880M-TAP-21C	2021	MNDOT	METRO ATP SETASIDE FOR TRANSPORTATION ALTERNATIVE PROGRAM PROJECTS YET TO BE SELECTED FOR FY 2021 FOR CHISAGO COUNTY	0.00	EN	SETASIDE-TAP	STBG TAP	26,499	21,199	-	-	-	-	5,300
1870	MN 999	880M-TE-21	2021	MNDOT	DISTRICTWIDE SETASIDE FOR TRAFFIC ENGINEERING PROJECTS - FY 2021	0.00	SC	SETASIDE-TRAFFIC ENGR	STBGP	293,000	234,400	-	-	58,600	-	-
1871	MN 999	880M-TR-21	2021	MNDOT	DISTRICTWIDE SETASIDE FOR TEAM TRANSIT PROJECTS - FY 2021	0.00	TM	TRANSIT	STBGP	370,000	296,000	-	-	74,000	-	-
1872	MN 999	880M-TRLF-21	2021	MNDOT	**TRLF**REPAYMENT, FY 2021, TRLF LOANS USED FOR RIGHT OF WAY PURCHASE ON TH 65	0.00	RW	RIGHT OF WAY PURCHASE	SF	216,000	-	-	-	216,000	-	-
Total										1,241,761,652	311,386,168	-	328,328,798	91,014,833	139,700,200	371,331,653

ATP METRO		SFY 2019-2022 STATE TRANSPORTATION IMPROVEMENT PROGRAM (STIP)														
SORT BY: ATP, YEAR, TRANSIT, RAIL, LOCAL SP, MNDOT SP, SETASIDE																
SEQ#	ROUTE SYSTEM	PROJECT NUMBER (SP)	YEAR	AGENCY	PROJECT DESCRIPTION	MILE	PRGM	WORK TYPE	PROPOSED FUND	STIP TOTAL	FHWA	AC	FTA	TH	BOND	OTHER
1873	BB	TRF-0051-22	2022	MNDOT	SECT 5310: SCOTT COUNTY-MOBILITY MANAGEMENT	0.00	NB	TRANSIT GRANT CAP IMP (NON-VEHICLE)	FTA	450,204	-	-	360,163	-	-	90,041
1874	BB	TRF-9056-22	2022	MNDOT	SECT 5310: NEWTRAX-MOBILITY MANAGEMENT	0.00	NB	TRANSIT GRANT CAP IMP (NON-VEHICLE)	FTA	218,545	-	-	174,836	-	-	43,709
1875	BB	TRF-9917-22	2022	MNDOT	SECT 5310: DAKOTA COUNTY-MOBILITY MANAGEMENT	0.00	NB	TRANSIT GRANT CAP IMP (NON-VEHICLE)	FTA	327,818	-	-	262,254	-	-	65,564
1876	BB	TRF-TCMT-22	2022	MET COUNCIL-MT	SECT 5309: METRO BLUE LINE EXTENSION (BOTTINEAU LIGHT RAIL TRANSIT)-NEW START FFGA APPROPRIATION	13.00	B3	TRANSIT GRANT CAP IMP (NON-VEHICLE)	FTA	204,081,633	-	-	100,000,000	-	-	104,081,633
1877	BB	TRF-TCMT-22A	2022	MET COUNCIL-MT	SECT 5309: SOUTHWEST LIGHT RAIL TRANSIT (GREEN LINE EXTENSION)-NEW START FFGA APPROPRIATION	14.50	B3	TRANSIT GRANT CAP IMP (NON-VEHICLE)	FTA	200,000,000	-	-	100,000,000	-	-	100,000,000
1878	BB	TRF-TCMT-22B	2022	MET COUNCIL-MT	SECT 5309: TWIN CITIES MET COUNCIL MT-ORANGE LINE-SMALL START SSGA APPROPRIATION	17.00	B3	TRANSIT GRANT CAP IMP (NON-VEHICLE)	FTA	69,090,909	-	-	38,000,000	-	-	31,090,909
1879	BB	TRF-TCMT-22C	2022	MET COUNCIL-MT	SECT 5337: TWIN CITIES MET COUNCIL MT-ASSOCIATED CAPITAL MAINTENANCE-BUS	0.00	GR	TRANSIT OPERATIONS	FTA	1,103,642	-	-	882,914	-	-	220,728
1880	BB	TRF-TCMT-22D	2022	MET COUNCIL-MT	SECT 5337: TWIN CITIES MET COUNCIL MT-BUS ACQUISITION	0.00	GR	TRANSIT VEHICLE PURCHASE	FTA	27,329,274	-	-	23,229,883	-	-	4,099,391
1881	BB	TRF-TCMT-22E	2022	MET COUNCIL-MT	SECT 5339: TWIN CITIES MET COUNCIL MT-BUS ACQUISITION	0.00	BB	TRANSIT VEHICLE PURCHASE	FTA	27,329,274	-	-	23,229,883	-	-	4,099,391
1882	BB	TRF-TCMT-22F	2022	MET COUNCIL-MT	SECT 5337: TWIN CITIES MET COUNCIL MT-BUS AND RAIL SUPPORT FACILITY REHAB AND RENOVATE: HOISTS, EQUIPMENT, FACILITY APPURTENANCES, ROOF REFURBISHMENT	0.00	GR	TRANSIT GRANT CAP IMP (NON-VEHICLE)	FTA	2,100,000	-	-	1,680,000	-	-	420,000
1883	BB	TRF-TCMT-22G	2022	MET COUNCIL-MT	SECT 5307: TWIN CITIES MET COUNCIL MT-PREVENTIVE MAINTENANCE	0.00	B9	TRANSIT OPERATIONS	FTA	6,250,000	-	-	5,000,000	-	-	1,250,000
1884	BB	TRF-TCMT-22H	2022	MET COUNCIL-MT	SECT 5337: TWIN CITIES MET COUNCIL MT- RAIL VEHICLE OVERHAUL AND MAINTENANCE	0.00	GR	TRANSIT GRANT CAP IMP (NON-VEHICLE)	FTA	4,750,000	-	-	3,800,000	-	-	950,000
1885	BB	TRF-TCMT-22J	2022	MET COUNCIL-MT	SECT 5307: TWIN CITIES MET COUNCIL MT-LIGHT RAIL VEHICLES ACQUISITION	0.00	B9	TRANSIT VEHICLE PURCHASE	FTA	27,000,000	-	-	21,600,000	-	-	5,400,000
1886	BB	TRF-TCMT-22K	2022	MET COUNCIL-MT	SECT 5337: TWIN CITIES MET COUNCIL MT-RAIL SYSTEM REHAB: TRACK REHAB REPAIR, MISCELLANEOUS MAINTENANCE, CATENARY, POWER SYSTEMS	0.00	GR	TRANSIT OPERATIONS	FTA	3,500,000	-	-	2,800,000	-	-	700,000

ATP METRO		SFY 2019-2022 STATE TRANSPORTATION IMPROVEMENT PROGRAM (STIP)														
SORT BY: ATP, YEAR, TRANSIT, RAIL, LOCAL SP, MNDOT SP, SETASIDE																
SEQ#	ROUTE SYSTEM	PROJECT NUMBER (SP)	YEAR	AGENCY	PROJECT DESCRIPTION	MILE	PRGM	WORK TYPE	PROPOSED FUND	STIP TOTAL	FHWA	AC	FTA	TH	BOND	OTHER
1887	BB	TRF-TCMT-22L	2022	MET COUNCIL-MT	SECT 5337: TWIN CITIES MET COUNCIL MT-CAPITAL LEASE-TIRES	0.00	GR	TRANSIT OPERATIONS	FTA	4,298,100	-	-	3,438,480	-	-	859,620
1888	BB	TRF-TCMT-22M	2022	MET COUNCIL-MT	SECT 5307: TWIN CITIES MET COUNCIL MT-TRANSIT BUSINESS COMPUTER HW & SW	0.00	B9	TRANSIT OPERATIONS	FTA	1,906,000	-	-	1,524,800	-	-	381,200
1889	BB	TRF-TCMT-22N	2022	MET COUNCIL-MTS	SECT 5307: TWIN CITIES MET COUNCIL MTS-MTS BUS ACQUISITION	0.00	B9	TRANSIT VEHICLE PURCHASE	FTA	19,470,416	-	-	15,576,333	-	-	3,894,083
1890	BB	TRF-TCMT-22P	2022	MET COUNCIL-MTS	SECT 5307: TWIN CITIES MET COUNCIL MTS-REGIONAL FLEET CAPITAL COST OF CONTRACTING	0.00	B9	TRANSIT OPERATIONS	FTA	3,750,000	-	-	3,000,000	-	-	750,000
1891	BB	TRF-TCMT-22Q	2022	MET COUNCIL-MTS	SECT 5307: TWIN CITIES MET COUNCIL U OF M-U OF MN BUS ACQUISITION	0.00	B9	TRANSIT VEHICLE PURCHASE	FTA	362,308	-	-	289,846	-	-	72,462
1892	US 212	010-596-012	2022	CARVER COUNTY	**SPPF**US 212 FROM CARVER (CSAH 11) TO COLOGNE (CSAH 36)- RECONSTRUCT AND EXPAND 2 LANE TO 4 LANE	4.00	MC	MAJOR CONST.	NHFP	41,296,000	15,000,000	-	-	-	-	26,296,000
1893	CSAH 30	013-630-017AC2	2022	CHISAGO COUNTY	**AC**CSAH 30, FROM CEDAR ST IN NORTH BRANCH TO CSAH 10 IN HARRIS- ROADWAY RECONSTRUCTION (AC PAYBACK 2 OF 2)	4.75	RC	URBAN RECONST.	STBGP	217,700	217,700	-	-	-	-	-
1894	MN 13	070-596-015	2022	SCOTT COUNTY	**SPPF**MN071**MN 13 AND DAKOTA AVE IN SAVAGE, FROM W OF DAKOTA AVE TO E OF YOSEMITE- GRADE SEPARATED INTERCHANGE AT DAKOTA AVE, FRONTAGE ROADS AND ACCESS RAMPS	1.50	MC	MAJOR CONST.	NHFP DEMO	22,700,000	15,085,422	-	-	-	-	7,614,578
1895	LOCAL 999	164-090-014AC	2022	SAINT PAUL	**AC**GREAT RIVER PASSAGE TRAIL, ST PAUL, FROM HARRIET ISLAND REGIONAL PARK TO MISSISSIPPI RIVER REGIONAL TRAIL IN S ST PAUL-CONSTRUCT PED/BIKE TRAIL (AC PAYBACK 1 OF 1)	1.70	EN	NEW TRAIL	STBGP	2,719,124	2,719,124	-	-	-	-	-
1896	LOCAL	164-591-003AC	2022	SAINT PAUL	**AC**WASHINGTON TECHNICAL SCHOOL PEDESTRIAN IMPROVEMENTS IN ST PAUL-NEW SIDEWALKS ON ARTERIALS, PEDESTRIAN CROSSING IMPROVEMENTS, BUMP-OUTS, AND PEDESTRIAN-LEADING INTERVAL AND COUNTDOWN TIMERS AT TWO TRAFFIC SIGNALS (AC PAYBACK 1 OF 1)	3.00	EN	SIDEWALKS	STBGTP	816,000	816,000	-	-	-	-	-
1897	LOCAL	164-597-001	2022	SAINT PAUL	RANDOLPH AVE EXTENSION IN ST PAUL- 0.5 MI E OF JCT TH 5: BRIDGE #7272 OVER UNION PACIFIC RR; RECONSTRUCT/REPLACE NORTH END OF BRIDGE, REHAB SOUTH END OF BRIDGE, ABUTMENTS, PIERS, BEAMS, DECK	0.00	BI	BRIDGE REPAIR	BROS	2,529,561	1,915,609	-	-	-	-	613,952

ATP METRO		SFY 2019-2022 STATE TRANSPORTATION IMPROVEMENT PROGRAM (STIP)															
SORT BY: ATP, YEAR, TRANSIT, RAIL, LOCAL SP, MNDOT SP, SETASIDE																	
SEQ#	ROUTE SYSTEM	PROJECT NUMBER (SP)	YEAR	AGENCY	PROJECT DESCRIPTION	MILE	PRGM	WORK TYPE	PROPOSED FUND	STIP TOTAL	FHWA	AC	FTA	TH	BOND	OTHER	
1898	MN 41	196-010-017	2022	CHASKA	**SPP**MN 41 FROM S OF THE MINNESOTA RIVER BRIDGE TO WALNUT ST IN CHASKA - RECONSTRUCT, TURN LANES, ADA IMPROVEMENTS, SIGNAL IMPROVEMENTS, IMPROVE INTERSECTION AT CSAH 61 (ASSOCIATED TO SP 1008-87)	0.70	MC	MAJOR CONST.	NHPP	5,000,000	4,000,000	-	-	-	-	1,000,000	
1899	MN 65	0207-110	2022	MNDOT	**SPP**ADA**MN 65, FROM BRIDGE UNDER CSAH 10 IN SPRING LAKE PARK TO 153RD AVE IN HAM LAKE - MILL AND OVERLAY, DRAINAGE REPAIRS, ADA IMPROVEMENTS	8.76	RS	MILL AND OVERLAY	NHPP	15,027,000	12,021,600	-	-	3,005,400	-	-	
1900	US 10	0215-76	2022	MNDOT	**AC**SPP**US 10, FROM 0.25 MI EAST OF FERRY ST TO BRIDGE 9717 OVER BNSF IN ANOKA - REPLACE BRIDGE 9700 AND REHAB SIX BRIDGES (AC PROJECT, PAYBACK IN FY 23)	1.08	BR	BRIDGE REPLACEMENT	NHPP	15,210,000	11,168,000	5,000,000	-	4,042,000	-	-	
1901	MN 41	1008-87	2022	MNDOT	**SPP**MN 41, 0.1 MI S OF MN RIVER IN LOUISVILLE TWP TO CARVER-CSAH 61 IN CHASKA - BITUMINOUS MILL AND OVERLAY, MEDIAN INSTALLATION, TURN LANES, SIGNAL MODIFICATIONS, ADA, REHAB BRIDGE #10012, DRAINAGE (ASSOCIATED TO 196-010-017)	0.70	RS	MILL AND OVERLAY	NHPP	2,783,000	2,096,800	-	-	524,200	-	162,000	
1902	MN 55	1909-100	2022	MNDOT	**SPP**MN 55, 0.5M SE OF MN 5 IN MENDOTA HEIGHTS - BRIDGE REHAB #4190, LIGHTING, SIGNING	1.26	BI	BRIDGE DECK REPLACEMENT	NHPP	8,975,000	7,180,000	-	-	1,795,000	-	-	
1903	MN 77	1925-61	2022	MNDOT	MN 77, FROM 138TH ST W IN APPLE VALLEY TO DAKOTA CR 1 (OLD SHAKOPEE RD) IN BLOOMINGTON - SIGNS AND SIGN PANELS REPLACEMENT	6.42	SC	SIGNING	SF	400,000	-	-	-	400,000	-	-	
1904	MN 77	1929-49	2022	MNDOT	MN 77 AT MC ANDREWS RD AND 127TH ST IN APPLE VALLEY- REPLACE LIGHTING	1.05	SC	LIGHTINGS	SF	252,000	-	-	-	252,000	-	-	
1905	I 35E	1982-202	2022	MNDOT	I35E, FROM DEERWOOD DR IN EAGAN TO MARIE AVE IN MENDOTA HEIGHTS - SIGN REPLACEMENT	6.46	SC	SIGNING	SF	303,000	-	-	-	303,000	-	-	
1906	I 35E	1982-203	2022	MNDOT	**LGA**I35E, FROM LONE OAK RD (CSAH 26) TO PILOT KNOB (CSAH 31) IN EAGAN - SIGNAL REPLACEMENTS AT LONE OAK, PILOT KNOB AND YANKEE DOODLE, FREE RIGHT MODIFICATIONS AT PILOT KNOB	1.97	AM	TRAFFIC SIGNAL REVISION	SF	975,000	-	-	-	975,000	-	-	
1907	I 49A	1986-42	2022	MNDOT	I49A, AT 34TH ST IN BLOOMINGTON, MN RIVER BR IN MENDOTA HEIGHTS AND PILOT KNOB RD IN EAGAN - REPLACE LIGHTING	5.30	SC	LIGHTINGS	SF	630,000	-	-	-	630,000	-	-	

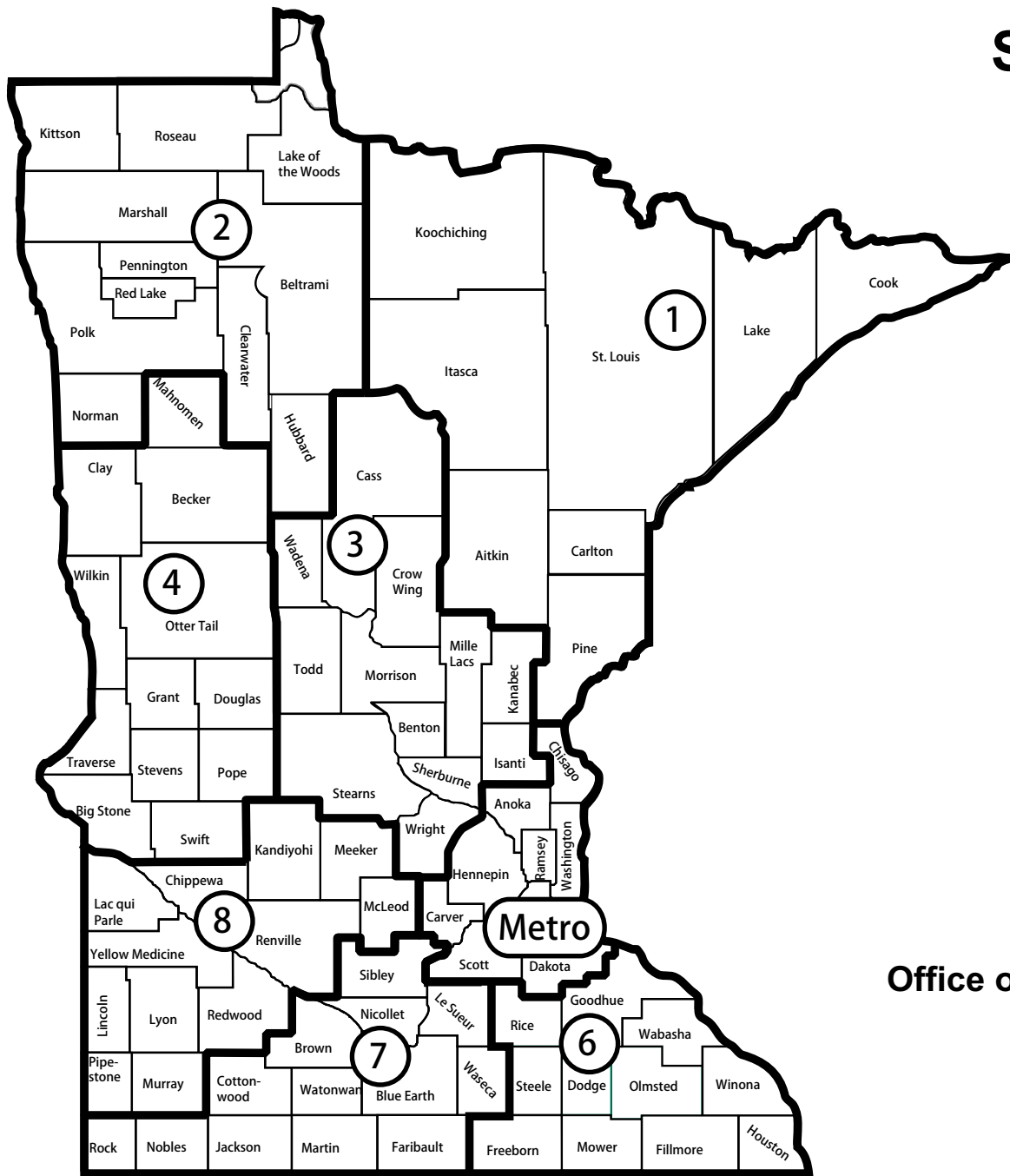
ATP METRO		SFY 2019-2022 STATE TRANSPORTATION IMPROVEMENT PROGRAM (STIP)															
SORT BY: ATP, YEAR, TRANSIT, RAIL, LOCAL SP, MNDOT SP, SETASIDE																	
SEQ#	ROUTE SYSTEM	PROJECT NUMBER (SP)	YEAR	AGENCY	PROJECT DESCRIPTION	MILE	PRGM	WORK TYPE	PROPOSED FUND	STIP TOTAL	FHWA	AC	FTA	TH	BOND	OTHER	
1908	MN 7	2706-239	2022	MNDOT	**SPP**AB**MN 7, FROM 0.07 MI W OF CHRISTMAS LAKE RD IN SHOREWOOD TO 0.1 MI E I494 IN MINNETONKA - BITUMINOUS MILL AND CONCRETE OVERLAY OR RECLAMATION WITH BITUMINOUS OVERLAY, DRAINAGE	5.47	RC	MILL AND OVERLAY	NHPP	14,727,000	11,781,600	-	-	2,945,400	-	-	
1909	MN 65	2710-47B	2022	MNDOT	**CMGC**MN 65, AT BRIDGE #2440 (3RD AVE S) OVER MISSISSIPPI RIVER IN MPLS-REHAB BRIDGE 2440	0.45	BI	BRIDGE REPAIR	STBGP	32,100,000	25,680,000	-	-	6,420,000	-	-	
1910	MN 55	2722-93	2022	MNDOT	MN 55, AT OLD ROCKFORD RD, AND AT URBAN DALE CT IN PLYMOUTH - DRAINAGE	0.28	DR	CULVERT REHAB	SF	43,000	-	-	-	43,000	-	-	
1911	MN 55	2722-93S	2022	MNDOT	MN 55, AT OLD ROCKFORD RD, AND AT URBAN DALE CT IN PLYMOUTH - INTERSECTION ACCESS MODIFICATIONS	0.28	SH	OTHER	HSIP	263,000	236,700	-	-	26,300	-	-	
1912	MN 55	2723-137	2022	MNDOT	MN 55, FROM CSAH 6 TO MEDICINE LAKE DR W IN PLYMOUTH - DRAINAGE, GUARDRAIL	1.20	DR	CULVERT REHAB	SF	12,000	-	-	-	12,000	-	-	
1913	MN 55	2723-137S	2022	MNDOT	MN 55, FROM CSAH 6 TO MEDICINE LAKE DR W IN PLYMOUTH - MODIFY 18TH AVE, LARCH LN, IVES LN, GOLDENROD LN AND EVERGREEN LN, TO 3/4 INTERSECTIONS	1.20	SH	OTHER	HSIP	1,020,000	918,000	-	-	102,000	-	-	
1914	MN 55	2723-139	2022	MNDOT	MN 55 AT VICKSBURG LN IN PLYMOUTH - SIGNAL REPLACEMENT	0.41	SC	TRAFFIC SIGNAL REVISION	SF	500,000	-	-	-	250,000	-	250,000	
1915	MN 55	2724-124	2022	MNDOT	**SPP**MN 55, AT 7TH ST, AT 8TH ST AND OVER FRANKLIN AVE IN MPLS - REDECK OF BRIDGES #27849, #27875, AND #27177, REPLACE SIGN STRUCTURES, LIGHTING, DRAINAGE REPAIR	0.13	BI	BRIDGE DECK REPLACEMENT	NHPP	8,242,000	6,593,600	-	-	1,648,400	-	-	
1916	MN 55	2724-126	2022	MNDOT	**SPP**ADA**MN 55 FROM JCT 13TH AVE TO JCT MN 62 IN MPLS - BITUMINOUS MILL AND OVERLAY, CONCRETE PAVEMENT REHAB, SIDEWALK REPAIRS, PED RAMP UPGRADES, APS, GUARDRAIL, POND REPAIR, DRAINAGE	5.78	RS	MILL AND OVERLAY	NHPP	15,274,000	12,219,200	-	-	3,054,800	-	-	
1917	MN 77	2758-77	2022	MNDOT	**SPP**ADA**MN 77, FROM 0.5 MI S OF OLD SHAKOPEE ROAD IN BLOOMINGTON TO MN 62 IN MINNEAPOLIS - BITUMINOUS MILL AND OVERLAY AND EXTEND RIGHT TURN LANE ON EXIT RAMP FROM NB MN 77 TO OLD SHAKOPEE ROAD	4.25	RS	MILL AND OVERLAY	NHPP	12,577,000	10,061,600	-	-	2,515,400	-	-	
1918	MN 77	2758-77S	2022	MNDOT	MN 77, FROM NORTH END OF BRIDGE #9600N TO E OLD SHAKOPEE RD IN BLOOMINGTON - INSTALL HIGH TENSION CABLE MEDIAN BARRIER	0.45	SH	MEDIAN BARRIER	HSIP	91,000	81,900	-	-	9,100	-	-	
1919	US 212	2763-59	2022	MNDOT	US 212 AT SHADY OAK LANE IN EDEN PRAIRIE - REPLACE LIGHTING	0.78	SC	LIGHTINGS	SF	140,000	-	-	-	140,000	-	-	

ATP METRO		SFY 2019-2022 STATE TRANSPORTATION IMPROVEMENT PROGRAM (STIP)															
SORT BY: ATP, YEAR, TRANSIT, RAIL, LOCAL SP, MNDOT SP, SETASIDE																	
SEQ#	ROUTE SYSTEM	PROJECT NUMBER (SP)	YEAR	AGENCY	PROJECT DESCRIPTION	MILE	PRGM	WORK TYPE	PROPOSED FUND	STIP TOTAL	FHWA	AC	FTA	TH	BOND	OTHER	
1920	US 169	2772-121	2022	MNDOT	US 169, NB US 169 FROM LANGFORD DR TO 0.2 MI N OF LINCOLN DR IN EDINA - NOISEWALL	0.14	NO	NOISE ABATEMENT	SF	408,000	-	-	-	374,000	-	34,000	
1921	US 169	2772-122	2022	MNDOT	US 169, NB US169 FROM VALLEY VIEW RD TO APACHE RD IN EDINA - NOISEWALL	0.60	NO	NOISE ABATEMENT	SF	1,742,000	-	-	-	1,577,000	-	165,000	
1922	MN 62	2773-15	2022	MNDOT	MN 62, FROM I494 IN EDEN PRAIRIE TO PENN AVE IN RICHFIELD/MPLS - SIGNS AND SIGN PANELS REPLACEMENT	6.91	SC	SIGNING	SF	450,000	-	-	-	450,000	-	-	
1923	I 394	2789-137	2022	MNDOT	I394, HENNEPIN - CSAH 73 AT N RAMP IN MINNETONKA - SIGNAL SYSTEM REPLACEMENT	0.00	SC	TRAFFIC SIGNAL REVISION	SF	300,000	-	-	-	150,000	-	150,000	
1924	US 952A	6217-43	2022	MNDOT	**ADA**US 952A (ROBERT ST), FROM ANNAPOLIS ST IN W ST PAUL TO 12TH ST IN ST PAUL - BITUMINOUS MILL AND OVERLAY, REHAB ON BRIDGES #62050, 62894, 90381, DRAINAGE, ADA, SIGNALS, AND SIDEWALK REPLACEMENT	2.53	RS	MILL AND OVERLAY	STBGP	10,594,000	7,972,800	-	-	1,993,200	-	628,000	
1925	I 94	6283-247	2022	MNDOT	**SPP**ADA**I94, FROM 0.2 MI W OF WESTERN AVE TO 0.1 MI E OF MOUNDS BLVD IN ST PAUL AND ON I35E FROM 0.3 MI N OF 10TH ST BR TO UNIVERSITY AVE BR IN ST PAUL - CONCRETE PAVEMENT REHAB, BITUMINOUS MILL AND OVERLAY, REHAB BRIDGE 9805 AND 9805A, ADA	3.30	RC	CONCRETE PAVEMENT REHAB	NHPP	30,165,000	26,988,300	-	-	2,998,700	-	178,000	
1926	I 35W	6284-180AC3	2022	MNDOT	**AC**PoDI**SPP**I35W, FROM CO RD B2 IN ROSEVILLE TO 0.1 MI N SUNSET AVE (ANOKA CR 53) IN LINO LAKES, CONSTRUCT MNPASS LANE FROM CR C TO LEXINGTON AVE (ANOKA CSAH 17), CONC OVLY FROM CR C TO CR 53, MISC PAVEMENT RECONSTRUCT & BIT M&O, REHAB 17 BRIDGES AND REPLACE 5 BRIDGES, ADD AUXILIARY LANES AT MULTIPLE LOCATIONS, NOISE WALLS AND ON US10, FROM N JCT I35W TO 0.7 MI E CSAH J, CONSTRUCT WB AUXILIARY LANE, EB CONC OVLY, NOISE WALL (AC PAYBACK 3 OF 3)	12.70	MC	MAJOR CONST.	NHPP	3,686,000	3,686,000	-	-	-	-	-	
1927	I 694	6285-160	2022	MNDOT	I694 AND SILVER LAKE RD N AND S RAMPS IN NEW BRIGHTON - SIGNAL REPLACEMENT	0.24	SC	TRAFFIC SIGNAL REVISION	SF	640,000	-	-	-	340,000	-	300,000	
1928	MN 13	7001-123	2022	MNDOT	MN 13, FROM MN 19 IN CEDAR LK TWP TO 0.1 MI S MN 282 IN SPRING LAKE TWP -COLD IN-PLACE RECYCLING AND BITUMINOUS MILL AND OVERLAY, SHOULDERS	10.32	RD	MILL AND OVERLAY	STBGP	10,817,000	8,653,600	-	-	2,163,400	-	-	

ATP METRO		SFY 2019-2022 STATE TRANSPORTATION IMPROVEMENT PROGRAM (STIP)														
SORT BY: ATP, YEAR, TRANSIT, RAIL, LOCAL SP, MNDOT SP, SETASIDE																
SEQ#	ROUTE SYSTEM	PROJECT NUMBER (SP)	YEAR	AGENCY	PROJECT DESCRIPTION	MILE	PRGM	WORK TYPE	PROPOSED FUND	STIP TOTAL	FHWA	AC	FTA	TH	BOND	OTHER
1929	MN 13	7001-1235	2022	MNDOT	MN 13, FROM SCOTT - CSAH 17 IN SPRING LK TWP TO CR 64 IN CEDAR LK TWP - LEFT TURN LANES	6.24	SH	TURN LANES	HSIP	985,000	886,500	-	-	98,500	-	-
1930	MN 13	7001-125	2022	MNDOT	MN 13, EAST AND WEST BOUND FROM INTERSECTION WITH OLD MN 101 IN SAVAGE TO NICOLLET AVE IN BURNSVILLE - RECONSTRUCT SHOULDER, SIGNING, DRAINAGE	5.09	TM	TRANSIT GRANT CAP IMP (NON-VEHICLE)	SF	623,000	-	-	-	623,000	-	-
1931	MN 36	8204-77	2022	MNDOT	**SPP**ADA**MN 36 FROM SW JCT I35W/MN36 IN ROSEVILLE TO 0.2M W GREELEY AVE STILLWATER -BITUMINOUS MILL AND OVERLAY, ADA	18.59	RS	MILL AND OVERLAY	NHPP	23,444,000	18,569,600	-	-	4,642,400	-	232,000
1932	MN 36	8214-114MIT22	2022	MNDOT	MN 36, OVER ST CROIX RIVER NEAR STILLWATER-MITIGATION/CONSULTANT ITEMS FOR REPLACEMENT OF RIVER BRIDGE 4654	0.20	CA	OTHER	SF	32,000	-	-	-	16,000	-	16,000
1933	194	8282-136	2022	MNDOT	194, AT ST CROIX REST AREA IN W LAKELAND TWP - BUILDING AND SITE RECONSTRUCTION	1.13	RB	SAFETY REST AREA	NHPP	6,100,000	5,490,000	-	-	610,000	-	-
1934	MN 999	880M-ADA-22	2022	MNDOT	DISTRICTWIDE SETASIDE FOR ADA/BIKE/PED PROJECTS - FY 2022	0.00	SC	SAFETY IMPROVEMENT	SF	2,110,000	-	-	-	2,110,000	-	-
1935	MN 999	880M-AM-22	2022	MNDOT	DISTRICTWIDE SETASIDE FOR MUNICIPAL AGREEMENT PROJECTS - FY 2022	0.00	AM	COOP CONST AGREEMENT	SF	3,000,000	-	-	-	3,000,000	-	-
1936	MN 999	880M-CA-22	2022	MNDOT	DISTRICTWIDE SETASIDE-EXTERNAL PROJECT DELIVERY-FY 2022	0.00	CA	MISC. AGREEMENT	SF	18,000,000	-	-	-	18,000,000	-	-
1937	MN 999	880M-CA-22A	2022	MNDOT	**17NEW**DISTRICTWIDE SETASIDE-PROJECT DELIVERY-FY 2022	0.00	CA	MISC. AGREEMENT	SF	3,150,000	-	-	-	3,150,000	-	-
1938	MN 999	880M-CM-22	2022	MNDOT	**SPP**DISTRICTWIDE SETASIDE FOR SPOT MOBILITY PROJECTS - FY 2022	0.00	SC	METRO MOBILITY	SF	7,632,000	-	-	-	7,632,000	-	-
1939	LOCAL 999	880M-CMAQ-22	2022	MNDOT	METRO ATP SETASIDE FOR CMAQ (INCLUDING TDM) PROJECTS YET TO BE SELECTED FOR FY 2022	0.00	TR	TRANSIT	CMAQ	39,500,000	31,600,000	-	-	-	-	7,900,000
1940	MN 999	880M-IM-22	2022	MNDOT	DISTRICTWIDE SETASIDE-INCIDENT MANAGEMENT PROJECTS - FY 2022	0.00	TM	TRAFFIC MGMT SYS	SF	500,000	-	-	-	500,000	-	-
1941	MN 999	880M-IP-22	2022	MNDOT	**17NEW**CHAP3**DISTRICTWIDE RCIP INTERCHANGE POOL SETASIDE- FY 2022	0.00	MC	SETASIDE-RCIP	BF	25,000,000	-	-	-	-	25,000,000	-
1942	MN 999	880M-MO-22	2022	MNDOT	**SPP**DISTRICTWIDE SETASIDE FOR RETHINK I94 MOBILITY PROJECTS - FY 2022	0.00	MC	SETASIDE-MOBILITY	NHPP	50,000,000	45,000,000	-	-	5,000,000	-	-
1943	MN 999	880M-NO-22	2022	MNDOT	DISTRICTWIDE SETASIDE FOR NOISE ABATEMENT PROJECTS - FY 2022	0.00	NO	NOISE ABATEMENT	SF	50,000	-	-	-	50,000	-	-
1944	MN 999	880M-PD-22	2022	MNDOT	DISTRICTWIDE SETASIDE -INTERNAL PROJECT DELIVERY-FY 2022	0.00	CA	MISC. AGREEMENT	SF	6,000,000	-	-	-	6,000,000	-	-
1945	MN 999	880M-PM-22	2022	MNDOT	**SPP**DISTRICTWIDE SETASIDE FOR PREVENTIVE MAINTENANCE PROJECTS - FY 2022	0.00	PM	PREVENTIVE MAINTENANCE	SF	8,462,000	-	-	-	8,462,000	-	-
1946	MN 999	880M-RB-22	2022	MNDOT	DISTRICTWIDE SETASIDE FOR LANDSCAPING & LANDSCAPE PARTNERSHIPS - FY 2022	0.00	RB	LANDSCAPING	SF	300,000	-	-	-	300,000	-	-

ATP METRO		SFY 2019-2022 STATE TRANSPORTATION IMPROVEMENT PROGRAM (STIP)															
SORT BY: ATP, YEAR, TRANSIT, RAIL, LOCAL SP, MNDOT SP, SETASIDE																	
SEQ#	ROUTE SYSTEM	PROJECT NUMBER (SP)	YEAR	AGENCY	PROJECT DESCRIPTION	MILE	PRGM	WORK TYPE	PROPOSED FUND	STIP TOTAL	FHWA	AC	FTA	TH	BOND	OTHER	
1947	MN 999	880M-RW-22	2022	MNDOT	DISTRICTWIDE SETASIDE FOR RIGHT OF WAY - FY 2022	0.00	RW	RIGHT OF WAY PURCHASE	SF	10,000,000	-	-	-	10,000,000	-	-	
1948	MN 999	880M-RX-22	2022	MNDOT	DISTRICTWIDE SETASIDE FOR ROAD REPAIR - FY 2022	0.00	RX	BARC	SF	5,000,000	-	-	-	5,000,000	-	-	
1949	MN 999	880M-SA-22	2022	MNDOT	DISTRICTWIDE SETASIDE FOR SUPPLEMENTAL AGREEMENTS/OVERRUNS - FY 2022	0.00	SA	SUPP. AGREE & COST OVERRUNS	SF	18,000,000	-	-	-	18,000,000	-	-	
1950	MN 999	880M-SC-22	2022	MNDOT	DISTRICTWIDE SETASIDE FOR SAFETY CAPACITY PROJECTS - FY 2022	0.00	SC	SAFETY	SF	2,206,000	-	-	-	2,206,000	-	-	
1951	LOCAL 999	880M-SHL-22	2022	MNDOT	METRO ATP SETASIDE FOR HSIP PROJECTS YET TO BE SELECTED FOR FY 2022	0.00	SH	SAFETY	HSIP	11,555,556	10,400,000	-	-	-	-	1,155,556	
1952	MN 999	880M-SHS-22	2022	MNDOT	DISTRICTWIDE SETASIDE FOR HSIP PROJECTS - FY 2022	0.00	SH	SAFETY	HSIP	2,718,889	2,447,000	-	-	271,889	-	-	
1953	LOCAL 999	880M-STP-22	2022	MNDOT	METRO ATP SETASIDE FOR SURFACE TRANSPORTATION BLOCK GRANT PROGRAM PROJECTS YET TO BE SELECTED FOR FY 2022	0.00	MC	SETASIDE-STBGFP	STBGP	59,998,220	47,998,576	-	-	-	-	11,999,644	
1954	LOCAL 999	880M-STP-22C	2022	MNDOT	METRO ATP SETASIDE FOR SURFACE TRANSPORTATION BLOCK GRANT PROGRAM PROJECTS YET TO BE SELECTED FOR FY 2022 FOR CHISAGO COUNTY	0.00	EN	SETASIDE-STBGFP	STBGP	955,750	764,600	-	-	-	-	191,150	
1955	LOCAL 999	880M-TAP-22	2022	MNDOT	METRO ATP SETASIDE FOR TRANSPORTATION ALTERNATIVE PROGRAM PROJECTS YET TO BE SELECTED FOR FY 2022	0.00	EN	SETASIDE-TAP	STBGTAP	7,809,000	6,247,200	-	-	-	-	1,561,800	
1956	LOCAL 999	880M-TAP-22C	2022	MNDOT	METRO ATP SETASIDE FOR TRANSPORTATION ALTERNATIVE PROGRAM PROJECTS YET TO BE SELECTED FOR FY 2022 FOR CHISAGO COUNTY	0.00	EN	SETASIDE-TAP	STBGTAP	171,000	136,800	-	-	-	-	34,200	
1957	MN 999	880M-TE-22	2022	MNDOT	DISTRICTWIDE SETASIDE FOR WATER RESOURCES (\$32K), TRAFFIC MGMT (\$500K) PROJECTS - FY 2022	0.00	SC	TRAFFIC MANAGEMENT SYSTEM	SF	532,000	-	-	-	532,000	-	-	
1958	MN 999	880M-TR-22	2022	MNDOT	DISTRICTWIDE SETASIDE FOR TEAM TRANSIT PROJECTS - FY 2022	0.00	TM	TRANSIT	SF	755,000	-	-	-	755,000	-	-	
1959	MN 999	880M-TRLF-22	2022	MNDOT	**TRLF**REPAYMENT, FY 2022, TRLF LOANS USED FOR RIGHT OF WAY PURCHASE ON TH 65	0.00	RW	RIGHT OF WAY PURCHASE	SF	212,000	-	-	-	212,000	-	-	
Total										1,181,743,923	356,633,831	5,000,000	344,849,392	136,310,089	25,000,000	318,950,611	

STATEWIDE RESERVES



DISTRICT C

Office of Transportation System Management
395 John Ireland Blvd MS 440
Saint Paul, MN 55155-1899
(651) 366-3798

ATP C																
SFY 2019-2022 STATE TRANSPORTATION IMPROVEMENT PROGRAM (STIP)																
SORT BY: ATP, YEAR, TRANSIT, RAIL, LOCAL SP, MNDOT SP, SETASIDE																
STATEWIDE MNDOT INVESTMENTS																
SEQ#	ROUTE SYSTEM	PROJECT NUMBER (SP)	YEAR	AGENCY	PROJECT DESCRIPTION	MILE	PRGM	WORK TYPE	PROPOSED FUND	STIP TOTAL	FHWA	AC	FTA	TH	BOND	OTHER
2082	MN 999	880C-CAVI-19	2019	MNDOT	**SEC164** 2019 CONNECTED AUTONOMOUS VEHICLE INITIATIVES	0.0	SH	SAFETY IMPROVEMENT	HSIP	200,000	200,000	-	-	-	-	-
2083	MN 999	8816-2547	2019	MNDOT	**SEC164** 2019 TZD REGIONAL COORDINATOR POSITIONS	0.0	SH	TZD BEHAVIOR STRATEGIES	HSIP	500,000	500,000	-	-	-	-	-
2084	MN 999	8816-2745	2019	MNDOT	**SB** STATEWIDE SCENIC BYWAYS SIGNING PHASE TWO - INSTALLATION	0.0	EN	SIGNING	STBGP	248,200	198,560	-	-	41,927	-	7,713
2085	MN 999	8816-2746	2019	MNDOT	2019 SCENIC BYWAYS SIGNING PHASE 2- FABRICATION	0.0	EN	SIGNING	STBGP	161,980	129,584	-	-	32,396	-	-
2086	MN 999	8816-2750	2019	MNDOT	DISTRICT 1 FREIGHT PLAN: DEVELOP FREIGHT PLAN FOR D-1	0.0	CA	PLANNING	STBGP	250,000	200,000	-	-	50,000	-	-
2087	MN 999	8816-2815	2019	MNDOT	2019 STATEWIDE: FURTHER ENTERPRISE ASSET MANAGEMENT/TRANSPORTATION ASSET MANAGEMENT (EAMS/TAMS) SYSTEM ACQUISITION, MAINT FEE & IMPLEMENTATION SERVICE 7/1/2018 TO 6/30/2019	0.0	CA	ASSET MANAGEMENT	STBGP	1,500,000	1,200,000	-	-	-	-	300,000
2088	MN 999	8816-2878	2019	MNDOT	**SPPF** 2019 FREIGHT PLANNING - DISTRICT PLANS AND OTHERS	0.0	RS	PLANNING	NHFP	250,000	200,000	-	-	-	-	50,000
2089	MN 999	880C-CM-19	2019	MNDOT	2019 CONTAMINATED MATERIAL CONTRACTS, ASBESTOS MATERIALS	0.0	CA	MISCELLANEOUS	SF	500,000	-	-	-	500,000	-	-
2090	MN 999	880C-GNW-19	2019	MNDOT	2019 GREATER MN NOISE WALL PROGRAM	0.0	NO	NOISE WALL	SF	1,000,000	-	-	-	1,000,000	-	-
2091	MN 999	880C-HPCON-19	2019	MNDOT	2019 LONG-TERM ASSET PRESERVATION FOR HISTORIC PROPERTIES SETASIDE	0.0	MA	APPU - APPURTENANCES	SF	300,000	-	-	-	300,000	-	-
2092	MN 999	880C-ISOCS-19	2019	MNDOT	2019 INTERNAL PROJECT DELIVERY, SOCS	0.0	CA	PROGRAM SUPPORT	SF	2,030,000	-	-	-	2,030,000	-	-
2093	MN 999	880C-LTA-19	2019	MNDOT	2019 LOCAL TECHNICAL ASSISTANCE PROGRAM	0.0	PL	PLANNING	STBGP	300,000	150,000	-	-	-	-	150,000
2094	MN 999	880C-RIDE-19	2019	MNDOT	2019 MINNESOTA RIDESHARE COORDINATOR	0.0	MA	SALARIES	STBGP	187,500	150,000	-	-	-	-	37,500
2095	MN 999	880C-RWI-19	2019	MNDOT	2019 RIGHT OF WAY INCIDENTALS	0.0	RW	RIGHT OF WAY	SF	400,000	-	-	-	400,000	-	-
2096	MN 999	880C-SA-19A	2019	MNDOT	**17NEW** STATEWIDE SETASIDE - SUPPLEMENTAL AGREEMENT - 2019	0.0	SA	MISCELLANEOUS AGREEMENT	SF	7,500,000	-	-	-	7,500,000	-	-
2097	MN 999	880C-SFM-19	2019	MNDOT	2019 STATE FURNISHED MATERIALS	0.0	MA	MISCELLANEOUS	SF	2,000,000	-	-	-	2,000,000	-	-
2098	MN 999	880C-SOCS-19A	2019	MNDOT	**17NEW** STATEWIDE SETASIDE - CONSULTANT AGREEMENT - 2019	0.0	SA	MISCELLANEOUS AGREEMENT	SF	1,400,000	-	-	-	1,400,000	-	-
2099	MN 999	880C-WLB-19	2019	MNDOT	2019 WETLAND BANKING AGREEMENTS	0.0	RW	WETLAND MITIGATION	SF	250,000	-	-	-	250,000	-	-
2100	MN 999	880C-XSOCS-19	2019	MNDOT	2019 EXTERNAL PROJECT DELIVERY, SOCS	0.0	CA	PROGRAM SUPPORT	SF	16,477,000	-	-	-	16,477,000	-	-
2101	MN 999	8816-2532	2019	MNDOT	2019 STATEWIDE ENTERPRISE ASSET MANAGEMENT IMPLEMENTATION ACTIVITIES - SALARIES AND EXPENSES 7/1/18 THROUGH 6/30/19	0.0	CA	SALARIES	STBGP	1,016,000	812,800	-	-	-	-	203,200
Total										36,470,680	3,740,944	-	-	31,981,323	-	748,413

ATP C																
SFY 2019-2022 STATE TRANSPORTATION IMPROVEMENT PROGRAM (STIP)																
SORT BY: ATP, YEAR, TRANSIT, RAIL, LOCAL SP, MNDOT SP, SETASIDE																
STATEWIDE MNDOT INVESTMENTS																
SEQ#	ROUTE SYSTEM	PROJECT NUMBER (SP)	YEAR	AGENCY	PROJECT DESCRIPTION	MILE	PRGM	WORK TYPE	PROPOSED FUND	STIP TOTAL	FHWA	AC	FTA	TH	BOND	OTHER
2102	MN 999	8816-2533	2020	MNDOT	2020 STATEWIDE ENTERPRISE ASSET MANAGEMENT IMPLEMENTATION ACTIVITIES - SALARIES AND EXPENSES 7/1/19 THROUGH 6/30/20	0.0	CA	SALARIES	STBGP	1,046,480	837,184	-	-	-	-	209,296
2103	MN 999	8816-2548	2020	MNDOT	**SEC164** 2020 TZD REGIONAL COORDINATOR POSITIONS	0.0	SH	TZD BEHAVIOR STRATEGIES	HSIP	500,000	500,000	-	-	-	-	-
2104	MN 999	8816-2816	2020	MNDOT	2020 STATEWIDE: FURTHER ENTERPRISE ASSET MANAGEMENT/TRANSPORTATION ASSET MANAGEMENT (EAMS/TAMS) SYSTEM ACQUISITION, MAINT FEE & IMPLEMENTATION SERVICE 7/1/2019 TO 6/30/2020	0.0	CA	ASSET MANAGEMENT	STBGP	1,500,000	1,200,000	-	-	-	-	300,000
2105	MN 999	880C-CAVI-20	2020	MNDOT	**SEC164** 2020 CONNECTED AUTONOMOUS VEHICLE INITIATIVES	0.0	SH	SAFETY IMPROVEMENT	HSIP	200,000	200,000	-	-	-	-	-
2106	MN 999	880C-CM-20	2020	MNDOT	2020 CONTAMINATED MATERIAL CONTRACTS, ASBESTOS MATERIALS	0.0	CA	MISCELLANEOUS	SF	500,000	-	-	-	500,000	-	-
2107	MN 999	880C-HP-20	2020	MNDOT	2020 HISTORIC PROPERTIES REMAINING SETASIDE	0.0	EN	APPU - APPURTENANCES	STBGP	1,700,000	1,360,000	-	-	340,000	-	-
2108	MN 999	880C-HPCON-20	2020	MNDOT	2020 LONG-TERM ASSET PRESERVATION FOR HISTORIC PROPERTIES SETASIDE	0.0	MA	APPU - APPURTENANCES	SF	300,000	-	-	-	300,000	-	-
2109	MN 999	880C-ISOCS-20	2020	MNDOT	2020 INTERNAL PROJECT DELIVERY, SOCS	0.0	CA	PROGRAM SUPPORT	SF	2,000,000	-	-	-	2,000,000	-	-
2110	MN 999	880C-LTA-20	2020	MNDOT	2020 LOCAL TECHNICAL ASSISTANCE PROGRAM	0.0	PL	PLANNING	STBGP	300,000	150,000	-	-	-	-	150,000
2111	MN 999	880C-RDF-20/21	2020	MNDOT	SFY 2020 AND SFY 2021 RED DYED FUEL TAX EVASION ENFORCEMENT, TWO-YEAR INTER-AGENCY AGREEMENT 07/01/19-06/30/21	0.0	MA	SETASIDE	STBGP	360,000	360,000	-	-	-	-	-
2112	MN 999	880C-RIDE-20	2020	MNDOT	2020 MINNESOTA RIDESHARE COORDINATOR	0.0	MA	SALARIES	STBGP	187,500	150,000	-	-	-	-	37,500
2113	MN 999	880C-RWI-20	2020	MNDOT	2020 RIGHT OF WAY INCIDENTALS	0.0	RW	RIGHT OF WAY	SF	400,000	-	-	-	400,000	-	-
2114	MN 999	880C-SA-20A	2020	MNDOT	**17NEW** STATEWIDE SETASIDE - SUPPLEMENTAL AGREEMENT - 2020	0.0	SA	MISCELLANEOUS AGREEMENT	SF	6,500,000	-	-	-	6,500,000	-	-
2115	MN 999	880C-SEC164-20	2020	MNDOT	**SEC164** 2020 REMAINING PROGRAM SETASIDE	0.0	SH	SETASIDE	HSIP	2,750,000	2,750,000	-	-	-	-	-
2116	MN 999	880C-SFM-20	2020	MNDOT	2020 STATE FURNISHED MATERIALS	0.0	MA	MISCELLANEOUS	SF	2,000,000	-	-	-	2,000,000	-	-
2117	MN 999	880C-SOCS-20A	2020	MNDOT	**17NEW** STATEWIDE SETASIDE - CONSULTANT AGREEMENT - 2020	0.0	SA	MISCELLANEOUS AGREEMENT	SF	1,000,000	-	-	-	1,000,000	-	-
2118	MN 999	880C-SPE-20	2020	MNDOT	**SEC164** 2020 SAFETY PROJECT EVALUATIONS	0.0	SH	SAFETY IMPROVEMENT	HSIP	250,000	250,000	-	-	-	-	-
2119	MN 999	880C-SPPF-20	2020	MNDOT	**SPPF** 2020 FREIGHT PLANNING - DISTRICT PLANS AND OTHERS	0.0	RS	PLANNING	NHFP	250,000	200,000	-	-	-	-	50,000
2120	MN 999	880C-WLB-20	2020	MNDOT	2020 WETLAND BANKING AGREEMENTS	0.0	RW	WETLAND MITIGATION	SF	250,000	-	-	-	250,000	-	-
2121	MN 999	880C-XSOCS-20	2020	MNDOT	2020 EXTERNAL PROJECT DELIVERY, SOCS	0.0	CA	PROGRAM SUPPORT	SF	16,000,000	-	-	-	16,000,000	-	-
Total										37,993,980	7,957,184	-	-	29,290,000	-	746,796

ATP C																
SFY 2019-2022 STATE TRANSPORTATION IMPROVEMENT PROGRAM (STIP)																
SORT BY: ATP, YEAR, TRANSIT, RAIL, LOCAL SP, MNDOT SP, SETASIDE																
STATEWIDE MNDOT INVESTMENTS																
SEQ#	ROUTE SYSTEM	PROJECT NUMBER (SP)	YEAR	AGENCY	PROJECT DESCRIPTION	MILE	PRGM	WORK TYPE	PROPOSED FUND	STIP TOTAL	FHWA	AC	FTA	TH	BOND	OTHER
2122	MN 999	8816-1819	2021	MNDOT	2021 STATEWIDE ENTERPRISE ASSET MANAGEMENT IMPLEMENTATION ACTIVITIES - SALARIES AND EXPENSES 7/1/20 THROUGH 6/30/21	0.0	CA	SALARIES	STBGP	1,000,000	800,000	-	-	-	-	200,000
2123	MN 999	8816-2817	2021	MNDOT	2021 STATEWIDE: FURTHER ENTERPRISE ASSET MANAGEMENT/TRANSPORTATION ASSET MANAGEMENT (EAMS/TAMS) SYSTEM ACQUISITION, MAINT FEE & IMPLEMENTATION SERVICE 7/1/2020 TO 6/30/2021	0.0	CA	ASSET MANAGEMENT	STBGP	1,500,000	1,200,000	-	-	-	-	300,000
2124	MN 999	880C-CAVI-21	2021	MNDOT	**SEC164** 2021 CONNECTED AUTONOMOUS VEHICLE INITIATIVES	0.0	SH	SAFETY IMPROVEMENT	HSIP	200,000	200,000	-	-	-	-	-
2125	MN 999	880C-CM-21	2021	MNDOT	2021 CONTAMINATED MATERIAL CONTRACTS, ASBESTOS MATERIALS	0.0	CA	MISCELLANEOUS	SF	500,000	-	-	-	500,000	-	-
2126	MN 999	880C-GNW-21	2021	MNDOT	2021 GREATER MN NOISE WALL PROGRAM	0.0	NO	NOISE WALL	SF	1,000,000	-	-	-	1,000,000	-	-
2127	MN 999	880C-HP-21	2021	MNDOT	2021 HISTORIC PROPERTIES SETASIDE	0.0	EN	APPU - APPURTENANCES	STBGP	1,840,000	1,440,000	-	-	400,000	-	-
2128	MN 999	880C-HPCON-21	2021	MNDOT	2021 LONG-TERM ASSET PRESERVATION FOR HISTORIC PROPERTIES SETASIDE	0.0	MA	APPU - APPURTENANCES	SF	300,000	-	-	-	300,000	-	-
2129	MN 999	880C-ISOCS-21	2021	MNDOT	2021 INTERNAL PROJECT DELIVERY, SOCS	0.0	CA	PROGRAM SUPPORT	SF	2,000,000	-	-	-	2,000,000	-	-
2130	MN 999	880C-ITS-21	2021	MNDOT	**ITS** 2021 REMAINING STATEWIDE SETASIDE	0.0	TM	INTELLIGENT TRANSP. SYSTEMS	STBGP	665,000	581,500	-	-	83,500	-	-
2131	MN 999	880C-LTA-21	2021	MNDOT	2021 LOCAL TECHNICAL ASSISTANCE PROGRAM	0.0	PL	PLANNING	STBGP	300,000	150,000	-	-	-	-	150,000
2132	MN 999	880C-RIDE-21	2021	MNDOT	2021 MINNESOTA RIDESHARE COORDINATOR	0.0	MA	SALARIES	STBGP	187,500	150,000	-	-	-	-	37,500
2133	MN 999	880C-RWI-21	2021	MNDOT	2021 RIGHT OF WAY INCIDENTALS	0.0	RW	RIGHT OF WAY	SF	400,000	-	-	-	400,000	-	-
2134	MN 999	880C-SA-21A	2021	MNDOT	**17NEW** STATEWIDE SETASIDE - SUPPLEMENTAL AGREEMENT - 2021	0.0	SA	MISCELLANEOUS AGREEMENT	SF	2,000,000	-	-	-	2,000,000	-	-
2135	MN 999	880C-SEC164-21	2021	MNDOT	**SEC164** 2021 REMAINING PROGRAM SETASIDE	0.0	SH	SETASIDE	HSIP	5,750,000	5,750,000	-	-	-	-	-
2136	MN 999	880C-SFM-21	2021	MNDOT	2021 STATE FURNISHED MATERIALS	0.0	MA	MISCELLANEOUS	SF	2,000,000	-	-	-	2,000,000	-	-
2137	MN 999	880C-SPE-21	2021	MNDOT	**SEC164** 2021 SAFETY PROJECT EVALUATIONS	0.0	SH	SAFETY IMPROVEMENT	HSIP	250,000	250,000	-	-	-	-	-
2138	MN 999	880C-SPPF-21	2021	MNDOT	**SPPF** 2021 FREIGHT PLANNING - DISTRICT PLANS AND OTHERS	0.0	RS	PLANNING	NHFP	250,000	200,000	-	-	-	-	50,000
2139	MN 999	880C-TZDC-21	2021	MNDOT	**SEC164** 2021 TZD REGIONAL COORDINATOR POSITIONS	0.0	SH	TZD BEHAVIOR STRATEGIES	HSIP	500,000	500,000	-	-	-	-	-
2140	MN 999	880C-WLB-21	2021	MNDOT	2021 WETLAND BANKING AGREEMENTS	0.0	RW	WETLAND MITIGATION	SF	250,000	-	-	-	250,000	-	-
2141	MN 999	880C-WS-21	2021	MNDOT	2021 REMAINING WEIGH STATION SETASIDE	0.0	RS	SETASIDE	SF	4,545,000	-	-	-	4,545,000	-	-
2142	MN 999	880C-XSOCS-21	2021	MNDOT	2021 EXTERNAL PROJECT DELIVERY, SOCS	0.0	CA	PROGRAM SUPPORT	SF	16,000,000	-	-	-	16,000,000	-	-
Total										41,437,500	11,221,500	-	-	29,478,500	-	737,500

ATP C																
SFY 2019-2022 STATE TRANSPORTATION IMPROVEMENT PROGRAM (STIP)																
SORT BY: ATP, YEAR, TRANSIT, RAIL, LOCAL SP, MNDOT SP, SETASIDE																
STATEWIDE MNDOT INVESTMENTS																
SEQ#	ROUTE SYSTEM	PROJECT NUMBER (SP)	YEAR	AGENCY	PROJECT DESCRIPTION	MILE	PRGM	WORK TYPE	PROPOSED FUND	STIP TOTAL	FHWA	AC	FTA	TH	BOND	OTHER
2143	MN 999	8816-2818	2022	MNDOT	2022 STATEWIDE: FURTHER ENTERPRISE ASSET MANAGEMENT/TRANSPORTATION ASSET MANAGEMENT (EAMS/TAMS) SYSTEM ACQUISITION, MAINT FEE & IMPLEMENTATION SERVICE 7/1/2021 TO 6/30/2022	0.0	CA	ASSET MANAGEMENT	STBGP	1,500,000	1,200,000	-	-	-	-	300,000
2144	MN 999	8816-2820	2022	MNDOT	2022 STATEWIDE ENTERPRISE ASSET MANAGEMENT IMPLEMENTATION ACTIVITIES - SALARIES AND EXPENSES 7/1/21 THROUGH 6/30/22	0.0	CA	SALARIES	STBGP	1,000,000	800,000	-	-	-	-	200,000
2145	MN 999	880C-CAVI-22	2022	MNDOT	**SEC164** 2022 CONNECTED AUTONOMOUS VEHICLE INITIATIVES	0.0	SH	SAFETY IMPROVEMENT	HSIP	200,000	200,000	-	-	-	-	-
2146	MN 999	880C-CM-22	2022	MNDOT	2022 CONTAMINATED MATERIAL CONTRACTS, ASBESTOS MATERIALS	0.0	CA	MISCELLANEOUS	SF	500,000	-	-	-	500,000	-	-
2147	MN 999	880C-GNW-22	2022	MNDOT	2022 GREATER MN NOISE WALL PROGRAM	0.0	NO	NOISE WALL	SF	1,000,000	-	-	-	1,000,000	-	-
2148	MN 999	880C-HP-22	2022	MNDOT	2022 HISTORIC PROPERTIES SETASIDE	0.0	EN	APPU - APPURTENANCES	STBGP	1,000,000	800,000	-	-	200,000	-	-
2149	MN 999	880C-HPCON-22	2022	MNDOT	2022 LONG-TERM ASSET PRESERVATION FOR HISTORIC PROPERTIES SETASIDE	0.0	MA	APPU - APPURTENANCES	SF	300,000	-	-	-	300,000	-	-
2150	MN 999	880C-ISOCS-22	2022	MNDOT	2022 INTERNAL PROJECT DELIVERY, SOCS	0.0	CA	PROGRAM SUPPORT	SF	2,000,000	-	-	-	2,000,000	-	-
2151	MN 999	880C-ITS-22	2022	MNDOT	**ITS** 2022 STATEWIDE SETASIDE	0.0	TM	INTELLIGENT TRANSP. SYSTEMS	STBGP	1,335,000	1,117,500	-	-	217,500	-	-
2152	MN 999	880C-JT-22	2022	MNDOT	2022 JURISDICTIONAL TRANSFERS SETASIDE	0.0	JT	SETASIDE	SF	5,000,000	-	-	-	5,000,000	-	-
2153	MN 999	880C-LTA-22	2022	MNDOT	2022 LOCAL TECHNICAL ASSISTANCE PROGRAM	0.0	PL	PLANNING	STBGP	300,000	150,000	-	-	-	-	150,000
2154	MN 999	880C-RDF-22/23	2022	MNDOT	SFY 2022 AND SFY 2023 RED DYED FUEL TAX EVASION ENFORCEMENT, TWO-YEAR INTER-AGENCY AGREEMENT 07/01/21-06/30/23	0.0	MA	SETASIDE	STBGP	390,000	390,000	-	-	-	-	-
2155	MN 999	880C-RIDE-22	2022	MNDOT	2022 MINNESOTA RIDESHARE COORDINATOR	0.0	MA	SALARIES	STBGP	187,500	150,000	-	-	-	-	37,500
2156	MN 999	880C-RWI-22	2022	MNDOT	2022 RIGHT OF WAY INCIDENTALS	0.0	RW	RIGHT OF WAY	SF	400,000	-	-	-	400,000	-	-
2157	MN 999	880C-SA-22A	2022	MNDOT	**17NEW** STATEWIDE SETASIDE - SUPPLEMENTAL AGREEMENT - 2022	0.0	SA	MISCELLANEOUS AGREEMENT	SF	9,000,000	-	-	-	9,000,000	-	-
2158	MN 999	880C-SEC164-22	2022	MNDOT	**SEC164** 2022 REMAINING PROGRAM SETASIDE	0.0	SH	SETASIDE	HSIP	3,250,000	3,250,000	-	-	-	-	-
2159	MN 999	880C-SFM-22	2022	MNDOT	2022 STATE FURNISHED MATERIALS	0.0	MA	MISCELLANEOUS	SF	2,000,000	-	-	-	2,000,000	-	-
2160	MN 999	880C-SPE-22	2022	MNDOT	**SEC164** 2022 SAFETY PROJECT EVALUATIONS	0.0	SH	SAFETY IMPROVEMENT	HSIP	250,000	250,000	-	-	-	-	-
2161	MN 999	880C-SPPF-22	2022	MNDOT	**SPPF** 2022 FREIGHT PLANNING - DISTRICT PLANS AND OTHERS	0.0	RS	PLANNING	NHFP	250,000	200,000	-	-	-	-	50,000
2162	MN 999	880C-TZDC-22	2022	MNDOT	**SEC164** 2022 TZD REGIONAL COORDINATOR POSITIONS	0.0	SH	TZD BEHAVIOR STRATEGIES	HSIP	500,000	500,000	-	-	-	-	-
2163	MN 999	880C-WLB-22	2022	MNDOT	2022 WETLAND BANKING AGREEMENTS	0.0	RW	WETLAND MITIGATION	SF	250,000	-	-	-	250,000	-	-

ATP C	SFY 2019-2022 STATE TRANSPORTATION IMPROVEMENT PROGRAM (STIP)															
SORT BY: ATP, YEAR, TRANSIT, RAIL, LOCAL SP, MNDOT SP, SETASIDE																
STATEWIDE MNDOT INVESTMENTS																
SEQ#	ROUTE SYSTEM	PROJECT NUMBER (SP)	YEAR	AGENCY	PROJECT DESCRIPTION	MILE	PRGM	WORK TYPE	PROPOSED FUND	STIP TOTAL	FHWA	AC	FTA	TH	BOND	OTHER
2164	MN 999	880C-XSOCS-22	2022	MNDOT	2022 EXTERNAL PROJECT DELIVERY, SOCS	0.0	CA	PROGRAM SUPPORT	SF	16,000,000	-	-	-	16,000,000	-	-
Total										46,612,500	9,007,500	-	-	36,867,500	-	737,500

ATP C																
SFY 2019-2022 STATE TRANSPORTATION IMPROVEMENT PROGRAM (STIP)																
SORT BY: ATP, YEAR, TRANSIT, RAIL, LOCAL SP, MNDOT SP, SETASIDE																
STATEWIDE LOCAL INVESTMENTS																
SEQ#	ROUTE SYSTEM	PROJECT NUMBER (SP)	YEAR	AGENCY	PROJECT DESCRIPTION	MILE	PRGM	WORK TYPE	PROPOSED FUND	STIP TOTAL	FHWA	AC	FTA	TH	BOND	OTHER
2037	LOCAL 999	088-030-069	2019	MNDOT	2019 FRACTURE CRITICAL BRIDGE INSPECTIONS ON LOCAL SYSTEM OFF OF THE FEDERAL AID SYSTEM	0.0	BI	BRIDGE INSPECTION	STBGP	125,000	125,000	-	-	-	-	-
2038	LOCAL 999	088-030-070	2019	MNDOT	2019 FRACTURE CRITICAL BRIDGE INSPECTIONS ON LOCAL SYSTEM ON THE FEDERAL AID SYSTEM	0.0	BI	BRIDGE INSPECTION	STBGP	156,250	125,000	-	-	-	-	31,250
2039	LOCAL 999	088-030-074	2019	MNDOT	2019 BRIDGE LOAD RATING INSPECTION AND SPECIALIZED HAULING VEHICLES (SHV) LOAD RATINGS ON LOCAL SYSTEM	0.0	BI	BRIDGE INSPECTION	STBGP	1,372,000	1,144,000	-	-	-	-	228,000
2040	LOCAL 999	088-070-064	2019	MNDOT	**SEC164** STATEWIDE 2019 COUNTY ROAD SAFETY PLAN UPDATE	0.0	SH	SAFETY IMPROVEMENT	HSIP	1,250,000	1,000,000	-	-	-	-	250,000
2041	LOCAL 999	088-591-003	2019	MNDOT	THIS PROJECT WILL CONDUCT AT LEAST 2 ENGINEERING STUDIES IN EACH MNDOT DISTRICT. THE GOAL OF THE ENGINEERING STUDY IS TO CONDUCT A TRAFFIC ENGINEERING ANALYSIS OF THE SCHOOL AREA, AND SCHOOL WALKING AND BICYCLING ROUTES. THIS STUDY WILL INCLUDE REVIEWING AND EVALUATING THE EXISTING TRANSPORTATION SYSTEM, CONDUCTING A TRAFFIC AND CRASH ANALYSIS, IDENTIFYING SAFETY RISKS, AND RECOMMENDING STRATEGIES ADDRESS THE IDENTIFIED SAFETY RISKS. PROJECTS WILL BE PRIORITIZED BY THE COST AND EFFECTIVENESS TO ADDRESS THE SAFETY PROBLEMS, THE BENEFITS, AND POTENTIAL USAGE.	0.0	CA	MISCELLANEOUS AGREEMENT	FFM	1,035,356	1,035,356	-	-	-	-	-
2042	LOCAL 999	088-591-005	2019	MNDOT	UPDATE BEST PRACTICES FOR PED/BIKE SAFETY HANDBOOK	0.0	CA	MISCELLANEOUS AGREEMENT	FFM	121,000	121,000	-	-	-	-	-
2043	PED/BIKE	SRS-9119-19	2019	MNDOT	STATEWIDE: SAFE ROUTES TO SCHOOL (SRTS) PROGRAM MANAGEMENT FROM 07/01/18 TO 6/30/2019, SALARIES & EXPENSES	0.0	MA	SALARIES	STBGTAP	152,500	122,000	-	-	-	-	30,500
2044	PED/BIKE	SRS-9133-18A	2019	MNDOT	CONSULTANT SERVICES FOR THE IMPLEMENTATION OF WALKIBIKEIFUN! SAFETY EDUCATION PROGRAM WITH THE FOCUS ON EQUITY, SAFETEA-LU FUNDS	0.0	PL	EDUCATION AND SAFETY	SRTS	500,000	500,000	-	-	-	-	-
2045	PED/BIKE	SRS-9133-18B	2019	MNDOT	STAFF AND SUPPORT SALARIES AND PLANNING EXPENSES FOR GOVERNOR'S CHILDREN'S CABINET, SAFETEA-LU FUNDS	0.0	PL	EDUCATION AND SAFETY	SRTS	49,600	49,600	-	-	-	-	-
2046	PED/BIKE	SRS-9133-18C	2019	MNDOT	SALARIES AND EXPENSES FOR SRTS DISTRICT AND REGIONAL COORDINATORS TO IMPLEMENT SRTS AT THE LOCAL LEVEL, SAFETEA-LU FUNDS	0.0	PL	EDUCATION AND SAFETY	SRTS	940,174	940,174	-	-	-	-	-

ATP C																
SFY 2019-2022 STATE TRANSPORTATION IMPROVEMENT PROGRAM (STIP)																
SORT BY: ATP, YEAR, TRANSIT, RAIL, LOCAL SP, MNDOT SP, SETASIDE																
STATEWIDE LOCAL INVESTMENTS																
SEQ#	ROUTE SYSTEM	PROJECT NUMBER (SP)	YEAR	AGENCY	PROJECT DESCRIPTION	MILE	PRGM	WORK TYPE	PROPOSED FUND	STIP TOTAL	FHWA	AC	FTA	TH	BOND	OTHER
2047	PED/BIKE	SRS-9133-18D	2019	MNDOT	CONSULTANT SERVICES TO IMPLEMENT SAFE ROUTES TO SCHOOL DEMONSTRATION PROJECTS TO ADVANCE SRTS PLANNING RECOMMENDATIONS AND BUILD SUPPORT AND UNDERSTANDING OF THE VALUE OF SRTS PROJECTS, SAFETEA-LU FUNDS	0.0	PL	EDUCATION AND SAFETY	SRTS	500,000	500,000	-	-	-	-	-
2048	PED/BIKE	SRS-9133-18E	2019	MNDOT	SALARIES AND EXPENSED FOR STATE SRTS COORDINATOR SUPPORT STAFF AND ADMINISTRATION, SAFETEA-LU FUNDS	0.0	PL	EDUCATION AND SAFETY	SRTS	300,000	300,000	-	-	-	-	-
2049	PED/BIKE	SRT-SAFETEALU-19	2019	MNDOT	SRTS NON-INFRASTRUCTURE PROJECTS - REMAINING SET-ASIDE (SAFETEA-LU)	0.0	PL	EDUCATION AND SAFETY	STBGAP	116,649	116,649	-	-	-	-	-
2050	LOCAL 999	880C-SAB-19	2019	MNDOT	2019 STONE ARCH BRIDGE REHABILITATION	0.0	TA	BRIDGE REPLACEMENT	STBGP	1,875,000	1,500,000	-	-	-	-	375,000
2051	PED/BIKE	880C-PED-19	2019	MNDOT	2019 STATEWIDE PEDESTRIAN AND BIKE COORDINATOR	0.0	MA	SALARIES	STBGAP	187,500	150,000	-	-	-	-	37,500
2052	MN 999	880C-SBS-19	2019	MNDOT	2019 SCENIC BYWAYS STATEWIDE SETASIDE	0.0	EN	APPU - APPURTENANCES	STBGP	116,800	93,440	-	-	23,360	-	-
2053	PED/BIKE	880C-SRTSPJ-19	2019	MNDOT	SRTS NON-INFRASTRUCTURE PROJECTS - SET-ASIDE	0.0	PL	EDUCATION AND SAFETY	STBGAP	70,000	56,000	-	-	-	-	14,000
Total										8,867,829	7,878,219	-	-	23,360	-	966,250

ATP C																
SFY 2019-2022 STATE TRANSPORTATION IMPROVEMENT PROGRAM (STIP)																
SORT BY: ATP, YEAR, TRANSIT, RAIL, LOCAL SP, MNDOT SP, SETASIDE																
STATEWIDE LOCAL INVESTMENTS																
SEQ#	ROUTE SYSTEM	PROJECT NUMBER (SP)	YEAR	AGENCY	PROJECT DESCRIPTION	MILE	PRGM	WORK TYPE	PROPOSED FUND	STIP TOTAL	FHWA	AC	FTA	TH	BOND	OTHER
2054	LOCAL 999	088-030-071	2020	MNDOT	2020 FRACTURE CRITICAL BRIDGE INSPECTIONS ON LOCAL SYSTEM OFF OF THE FEDERAL AID SYSTEM	0.0	BI	BRIDGE INSPECTION	STBGP	200,000	200,000	-	-	-	-	-
2055	LOCAL 999	088-030-072	2020	MNDOT	2020 FRACTURE CRITICAL BRIDGE INSPECTIONS ON LOCAL SYSTEM ON THE FEDERAL AID SYSTEM	0.0	BI	BRIDGE INSPECTION	STBGP	60,000	50,000	-	-	-	-	10,000
2056	LOCAL 999	088-030-075	2020	MNDOT	2020 BRIDGE LOAD RATING INSPECTION AND SPECIALIZED HAULING VEHICLES (SHV) LOAD RATINGS ON LOCAL SYSTEM	0.0	BI	BRIDGE INSPECTION	STBGP	1,440,000	1,200,000	-	-	-	-	240,000
2057	LOCAL 999	088-070-065	2020	MNDOT	**SEC164** STATEWIDE 2020 COUNTY ROAD SAFETY PLAN UPDATE	0.0	SH	SAFETY IMPROVEMENT	HSIP	1,250,000	1,000,000	-	-	-	-	250,000
2058	PED/BIKE	SRS-9119-20	2020	MNDOT	STATEWIDE: SAFE ROUTES TO SCHOOL (SRTS) PROGRAM MANAGEMENT FROM 07/01/19 TO 6/30/2020, SALARIES & EXPENSES	0.0	MA	SALARIES	STBGTP	152,500	122,000	-	-	-	-	30,500
2059	LOCAL 999	880C-LBUWI-20	2020	MNDOT	2020 LOCAL BRIDGE UNDERWATER INSPECTION	0.0	BI	BRIDGE INSPECTION	STBGP	875,000	700,000	-	-	-	-	175,000
2060	LOCAL 999	880C-NTA-20	2020	MNDOT	2020 NON-TRADITIONAL TRANSPORTATION ALTERNATIVES SETASIDE	0.0	TA	SETASIDE	STBGTP	6,250,000	5,000,000	-	-	-	-	1,250,000
2061	PED/BIKE	880C-PED-20	2020	MNDOT	2020 STATEWIDE PEDESTRIAN AND BIKE COORDINATOR	0.0	MA	SALARIES	STBGTP	187,500	150,000	-	-	-	-	37,500
2062	PED/BIKE	880C-SRTSPJ-20	2020	MNDOT	SRTS NON-INFRASTRUCTURE PROJECTS - SET-ASIDE	0.0	PL	EDUCATION AND SAFETY	STBGTP	35,000	28,000	-	-	-	-	7,000
2063	PED/BIKE	880C-SRTSPL-20	2020	MNDOT	2020 SAFE ROUTES TO SCHOOL NON-INFRASTRUCTURE PLANNING SETASIDE	0.0	BT	SETASIDE	STBGTP	125,000	100,000	-	-	-	-	25,000
Total										10,575,000	8,550,000	-	-	-	-	2,025,000

ATP C																
SFY 2019-2022 STATE TRANSPORTATION IMPROVEMENT PROGRAM (STIP)																
SORT BY: ATP, YEAR, TRANSIT, RAIL, LOCAL SP, MNDOT SP, SETASIDE																
STATEWIDE LOCAL INVESTMENTS																
SEQ#	ROUTE SYSTEM	PROJECT NUMBER (SP)	YEAR	AGENCY	PROJECT DESCRIPTION	MILE	PRGM	WORK TYPE	PROPOSED FUND	STIP TOTAL	FHWA	AC	FTA	TH	BOND	OTHER
2064	LOCAL 999	088-030-076	2021	MNDOT	2021 BRIDGE LOAD RATING INSPECTION AND SPECIALIZED HAULING VEHICLES (SHV) LOAD RATINGS ON LOCAL SYSTEM	0.0	BI	BRIDGE INSPECTION	STBGP	1,440,000	1,200,000	-	-	-	-	240,000
2065	LOCAL 999	088-030-078	2021	MNDOT	2021 FRACTURE CRITICAL BRIDGE INSPECTIONS ON LOCAL SYSTEM OFF OF THE FEDERAL AID SYSTEM	0.0	BI	BRIDGE INSPECTION	STBGP	162,500	162,500	-	-	-	-	-
2066	LOCAL 999	088-030-079	2021	MNDOT	2021 FRACTURE CRITICAL BRIDGE INSPECTIONS ON LOCAL SYSTEM ON THE FEDERAL AID SYSTEM	0.0	BI	BRIDGE INSPECTION	STBGP	157,500	125,000	-	-	-	-	32,500
2067	LOCAL 999	088-070-066	2021	MNDOT	**SEC164** STATEWIDE 2021 COUNTY ROAD SAFETY PLAN UPDATE	0.0	SH	SAFETY IMPROVEMENT	HSIP	1,250,000	1,000,000	-	-	-	-	250,000
2068	PED/BIKE	SRS-9119-21	2021	MNDOT	STATEWIDE: SAFE ROUTES TO SCHOOL (SRTS) PROGRAM MANAGEMENT FROM 07/01/20 TO 6/30/2021, SALARIES & EXPENSES	0.0	MA	SALARIES	STBGTAP	152,500	122,000	-	-	-	-	30,500
2069	LOCAL 999	880C-NTA-21	2021	MNDOT	2021 NON-TRADITIONAL TRANSPORTATION ALTERNATIVES SETASIDE	0.0	TA	SETASIDE	STBGTAP	6,250,000	5,000,000	-	-	-	-	1,250,000
2070	PED/BIKE	880C-PED-21	2021	MNDOT	2021 STATEWIDE PEDESTRIAN AND BIKE COORDINATOR	0.0	MA	SALARIES	STBGTAP	187,500	150,000	-	-	-	-	37,500
2071	PED/BIKE	880C-SRTSPJ-21	2021	MNDOT	SRTS NON-INFRASTRUCTURE PROJECTS - SET-ASIDE	0.0	PL	EDUCATION AND SAFETY	STBGTAP	35,000	28,000	-	-	-	-	7,000
2072	PED/BIKE	880C-SRTSPL-21	2021	MNDOT	2021 SAFE ROUTES TO SCHOOL NON-INFRASTRUCTURE PLANNING SETASIDE	0.0	BT	SETASIDE	STBGTAP	125,000	100,000	-	-	-	-	25,000
Total										9,760,000	7,887,500	-	-	-	-	1,872,500

ATP C	SFY 2019-2022 STATE TRANSPORTATION IMPROVEMENT PROGRAM (STIP)															
SORT BY: ATP, YEAR, TRANSIT, RAIL, LOCAL SP, MNDOT SP, SETASIDE																
STATEWIDE LOCAL INVESTMENTS																
SEQ#	ROUTE SYSTEM	PROJECT NUMBER (SP)	YEAR	AGENCY	PROJECT DESCRIPTION	MILE	PRGM	WORK TYPE	PROPOSED FUND	STIP TOTAL	FHWA	AC	FTA	TH	BOND	OTHER
2073	LOCAL 999	088-030-077	2022	MNDOT	2022 BRIDGE LOAD RATING INSPECTION AND SPECIALIZED HAULING VEHICLES (SHV) LOAD RATINGS ON LOCAL SYSTEM	0.0	BI	BRIDGE INSPECTION	STBGP	1,200,000	1,000,000	-	-	-	-	200,000
2074	LOCAL 999	088-030-081	2022	MNDOT	2022 FRACTURE CRITICAL BRIDGE INSPECTIONS ON LOCAL SYSTEM OFF OF THE FEDERAL AID SYSTEM	0.0	BI	BRIDGE INSPECTION	STBGP	225,000	225,000	-	-	-	-	-
2075	LOCAL 999	088-030-082	2022	MNDOT	2022 FRACTURE CRITICAL BRIDGE INSPECTIONS ON LOCAL SYSTEM ON THE FEDERAL AID SYSTEM	0.0	BI	BRIDGE INSPECTION	STBGP	120,000	100,000	-	-	-	-	20,000
2076	PED/BIKE	SRS-9119-22	2022	MNDOT	STATEWIDE: SAFE ROUTES TO SCHOOL (SRTS) PROGRAM MANAGEMENT FROM 07/01/21 TO 6/30/2022, SALARIES & EXPENSES	0.0	MA	SALARIES	STBGTAP	152,500	122,000	-	-	-	-	30,500
2077	LOCAL 999	880C-LNHS-22	2022	MNDOT	2022 LOCAL NHS PAVEMENT PROGRAM	0.0	RS	PAVEMENT	STBGP	4,375,000	3,500,000	-	-	-	-	875,000
2078	LOCAL 999	880C-NTA-22	2022	MNDOT	2022 NON-TRADITIONAL TRANSPORTATION ALTERNATIVES SETASIDE	0.0	TA	SETASIDE	STBGTAP	5,000,000	4,000,000	-	-	-	-	1,000,000
2079	PED/BIKE	880C-PED-22	2022	MNDOT	2022 STATEWIDE PEDESTRIAN AND BIKE COORDINATOR	0.0	MA	SALARIES	STBGTAP	187,500	150,000	-	-	-	-	37,500
2080	PED/BIKE	880C-SRTSPJ-22	2022	MNDOT	SRTS NON-INFRASTRUCTURE PROJECTS - SET-ASIDE	0.0	PL	EDUCATION AND SAFETY	STBGTAP	35,000	28,000	-	-	-	-	7,000
2081	PED/BIKE	880C-SRTSPL-22	2022	MNDOT	2022 SAFE ROUTE TO SCHOOL NON-INFRASTRUCTURE PLANNING SETASIDE	0.0	BT	SETASIDE	STBGTAP	125,000	100,000	-	-	-	-	25,000
Total										11,420,000	9,225,000	-	-	-	-	2,195,000

ATP C																
SFY 2019-2022 STATE TRANSPORTATION IMPROVEMENT PROGRAM (STIP)																
SORT BY: ATP, YEAR, TRANSIT, RAIL, LOCAL SP, MNDOT SP, SETASIDE																
STATEWIDE RAIL SERVICE IMPROVEMENTS																
SEQ#	ROUTE SYSTEM	PROJECT NUMBER (SP)	YEAR	AGENCY	PROJECT DESCRIPTION	MILE	PRGM	WORK TYPE	PROPOSED FUND	STIP TOTAL	FHWA	AC	FTA	TH	BOND	OTHER
2026	RR 999	8816-2613	2019	MNDOT	RAILROAD CROSSING DATABASE AND INVENTORY INSPECTION, 7/1/2018 - 6/30/2019	0.0	SR	RAILROADS	SF	209,000	99,000	-	-	100,000	-	10,000
Total										209,000	99,000	-	-	100,000	-	10,000
2027	RR 999	8816-2758	2020	MNDOT	2020 STATE HIGHWAY-RAIL GRADE CROSSING ACTION PLAN TO IDENTIFY SPECIFIC SOLUTIONS FOR IMPROVING SAFETY AT CROSSINGS	0.0	SR	RAILROADS	RRS	350,000	315,000	-	-	-	-	35,000
2028	RR 999	8816-2759	2020	MNDOT	RAILROAD CROSSING DATABASE AND INVENTORY INSPECTION, 7/1/2019 - 6/30/2020	0.0	SR	RAILROADS	SF	209,000	99,000	-	-	100,000	-	10,000
Total										559,000	414,000	-	-	100,000	-	45,000
2029	RR 999	880C-RAIL-21	2021	MNDOT	2021 RAIL HIGHWAY CROSSINGS PROGRAM SETASIDE	0.0	SR	PLANNING	RRS	6,777,777	6,100,000	-	-	-	-	677,777
2030	RR 999	880C-RI-21	2021	MNDOT	RAILROAD CROSSING DATABASE AND INVENTORY INSPECTION, 7/1/2020 - 6/30/2021	0.0	SR	RAILROADS	SF	209,000	99,000	-	-	100,000	-	10,000
2031	RR 999	880C-THRC-21	2021	MNDOT	2021 TRUNK HIGHWAY RAIL CROSSINGS, EQUIPMENT REPLACEMENT, SETASIDE	0.0	SR	RR X-ING IMPROVEMENTS	RRS	1,020,000	20,000	-	-	1,000,000	-	-
2032	RR 999	880C-THRCPE-21	2021	MNDOT	2021 TRUNK HIGHWAY RAIL CROSSINGS,DATABASE, PRELIMINARY ENGINEERING, UPDATES, SETASIDE	0.0	SR	RR X-ING IMPROVEMENTS	RRS	511,111	460,000	-	-	-	-	51,111
Total										8,517,888	6,679,000	-	-	1,100,000	-	738,888
2033	RR 999	880C-RAIL-22	2022	MNDOT	2022 RAIL HIGHWAY CROSSINGS PROGRAM SETASIDE	0.0	SR	PLANNING	RRS	6,777,777	6,100,000	-	-	-	-	677,777
2034	RR 999	880C-RI-22	2022	MNDOT	RAILROAD CROSSING DATABASE AND INVENTORY INSPECTION, 7/1/2021 - 6/30/2022	0.0	SR	RAILROADS	SF	209,000	99,000	-	-	100,000	-	10,000
2035	RR 999	880C-THRC-22	2022	MNDOT	2022 TRUNK HIGHWAY RAIL CROSSINGS, EQUIPMENT REPLACEMENT, SETASIDE	0.0	SR	RR X-ING IMPROVEMENTS	RRS	1,020,000	20,000	-	-	1,000,000	-	-
2036	RR 999	880C-THRCPE-22	2022	MNDOT	2022 TRUNK HIGHWAY RAIL CROSSINGS,DATABASE, PRELIMINARY ENGINEERING, UPDATES, SETASIDE	0.0	SR	RR X-ING IMPROVEMENTS	RRS	511,111	460,000	-	-	-	-	51,111
Total										8,517,888	6,679,000	-	-	1,100,000	-	738,888

ATP C																
SFY 2019-2022 STATE TRANSPORTATION IMPROVEMENT PROGRAM (STIP)																
SORT BY: ATP, YEAR, TRANSIT, RAIL, LOCAL SP, MNDOT SP, SETASIDE																
WORKFORCE DEVELOPMENT																
SEQ#	ROUTE SYSTEM	PROJECT NUMBER (SP)	YEAR	AGENCY	PROJECT DESCRIPTION	MILE	PRGM	WORK TYPE	PROPOSED FUND	STIP TOTAL	FHWA	AC	FTA	TH	BOND	OTHER
2165	MN 999	8816-2550	2019	MNDOT	2019 SEEDS/PHOENIX INTERNSHIPS & MnROW WORKFORCE DEVELOPMENT PROGRAMS	0.0	CA	WORKFORCE DEVELOPMENT	STBGP	1,677,067	700,000	-	-	-	-	977,067
2166	MN 999	8816-2891	2019	MNDOT	TO ESTABLISH AND MANAGE A SMALL BUSINESS RESOURCE CENTER THAT WILL ASSIST CERTIFIED SMALL BUSINESSES TO DEVELOP AND MEET BUSINESS NEEDS TO COMPETE MORE EFFECTIVELY FOR MNDOT PROJECTS.	0.0	CA	WORKFORCE DEVELOPMENT	STBGP	503,300	503,300	-	-	-	-	-
2167	MN 999	880C-DBE-19	2019	MNDOT	2019 BUSINESS TRAINING, TECHNICAL ASSISTANCE, AND CONSULTING (INCLUDING SUPPORT SERVICES)	0.0	CA	WORKFORCE DEVELOPMENT	STBGP	296,700	296,700	-	-	-	-	-
2168	MN 999	880C-HHT-19	2019	MNDOT	2019 CONSTRUCTION TRADES HIGHWAY HEAVY CONSTRUCTION TRAINING	0.0	CA	WORKFORCE DEVELOPMENT	STBGP	775,000	775,000	-	-	-	-	-
2169	MN 999	880C-MP-19	2019	MNDOT	2019 MENTOR PROTÉGÉ	0.0	CA	WORKFORCE DEVELOPMENT	STBGP	500	500	-	-	-	-	-
2170	MN 999	880C-NSTI-19	2019	MNDOT	2019 NATIONAL SUMMER TRANSPORTATION INSTITUTE (NSTI) PROGRAM	0.0	CA	WORKFORCE DEVELOPMENT	FFM	50,000	50,000	-	-	-	-	-
2171	MN 999	880C-OWFT-19	2019	MNDOT	2019 OUTREACH WORKFORCE TRAINING	0.0	CA	WORKFORCE DEVELOPMENT	STBGP	23,000	23,000	-	-	-	-	-
2172	MN 999	880C-SBO-19	2019	MNDOT	2019 SMALL BUSINESS OUTREACH	0.0	CA	WORKFORCE DEVELOPMENT	STBGP	500	500	-	-	-	-	-
2173	MN 999	880C-TRIBAL-19	2019	MNDOT	2019 TRIBAL CONSTRUCTION TRADES HIGHWAY HEAVY CONSTRUCTION TRAINING	0.0	CA	WORKFORCE DEVELOPMENT	STBGP	91,000	91,000	-	-	-	-	-
2174	MN 999	880C-TVI-19	2019	MNDOT	2019 TITLE VI IMPLEMENTATION, PLANNING, AND COMPLIANCE	0.0	CA	TITLE VI IMPLEMENTATION	STBGP	10,000	10,000	-	-	-	-	-
Total										3,427,067	2,450,000	-	-	-	-	977,067

ATP C																
SFY 2019-2022 STATE TRANSPORTATION IMPROVEMENT PROGRAM (STIP)																
SORT BY: ATP, YEAR, TRANSIT, RAIL, LOCAL SP, MNDOT SP, SETASIDE																
WORKFORCE DEVELOPMENT																
SEQ#	ROUTE SYSTEM	PROJECT NUMBER (SP)	YEAR	AGENCY	PROJECT DESCRIPTION	MILE	PRGM	WORK TYPE	PROPOSED FUND	STIP TOTAL	FHWA	AC	FTA	TH	BOND	OTHER
2175	MN 999	8816-2551	2020	MNDOT	2020 SEEDS/PHOENIX INTERNSHIPS & MnROW WORKFORCE DEVELOPMENT PROGRAMS	0.0	CA	WORKFORCE DEVELOPMENT	STBGP	1,677,067	700,000	-	-	-	-	977,067
2176	MN 999	880C-DBE-20	2020	MNDOT	2020 BUSINESS TRAINING, TECHNICAL ASSISTANCE, AND CONSULTING (INCLUDING SUPPORT SERVICES)	0.0	CA	WORKFORCE DEVELOPMENT	STBGP	800,000	800,000	-	-	-	-	-
2177	MN 999	880C-HHT-20	2020	MNDOT	2020 CONSTRUCTION TRADES HIGHWAY HEAVY CONSTRUCTION TRAINING	0.0	CA	WORKFORCE DEVELOPMENT	STBGP	775,000	775,000	-	-	-	-	-
2178	MN 999	880C-MP-20	2020	MNDOT	2020 MENTOR PROTÉGÉ	0.0	CA	WORKFORCE DEVELOPMENT	STBGP	500	500	-	-	-	-	-
2179	MN 999	880C-NSTI-20	2020	MNDOT	2020 NATIONAL SUMMER TRANSPORTATION INSTITUTE (NSTI) PROGRAM	0.0	CA	WORKFORCE DEVELOPMENT	FFM	50,000	50,000	-	-	-	-	-
2180	MN 999	880C-OWFT-20	2020	MNDOT	2020 OUTREACH WORKFORCE TRAINING	0.0	CA	WORKFORCE DEVELOPMENT	STBGP	23,000	23,000	-	-	-	-	-
2181	MN 999	880C-SBO-20	2020	MNDOT	2020 SMALL BUSINESS OUTREACH	0.0	CA	WORKFORCE DEVELOPMENT	STBGP	500	500	-	-	-	-	-
2182	MN 999	880C-TRIBAL-20	2020	MNDOT	2020 TRIBAL CONSTRUCTION TRADES HIGHWAY HEAVY CONSTRUCTION TRAINING	0.0	CA	WORKFORCE DEVELOPMENT	STBGP	91,000	91,000	-	-	-	-	-
2183	MN 999	880C-TVI-20	2020	MNDOT	2020 TITLE VI IMPLEMENTATION, PLANNING, AND COMPLIANCE	0.0	CA	TITLE VI IMPLEMENTATION	STBGP	10,000	10,000	-	-	-	-	-
Total										3,427,067	2,450,000	-	-	-	-	977,067

ATP C																
SFY 2019-2022 STATE TRANSPORTATION IMPROVEMENT PROGRAM (STIP)																
SORT BY: ATP, YEAR, TRANSIT, RAIL, LOCAL SP, MNDOT SP, SETASIDE																
WORKFORCE DEVELOPMENT																
SEQ#	ROUTE SYSTEM	PROJECT NUMBER (SP)	YEAR	AGENCY	PROJECT DESCRIPTION	MILE	PRGM	WORK TYPE	PROPOSED FUND	STIP TOTAL	FHWA	AC	FTA	TH	BOND	OTHER
2184	MN 999	8816-2844	2021	MNDOT	2021 SEEDS/PHOENIX INTERNSHIPS & MnROW WORKFORCE DEVELOPMENT PROGRAMS	0.0	CA	WORKFORCE DEVELOPMENT	STBGP	1,677,067	700,000	-	-	-	-	977,067
2185	MN 999	880C-DBE-21	2021	MNDOT	2021 BUSINESS TRAINING, TECHNICAL ASSISTANCE, AND CONSULTING (INCLUDING SUPPORT SERVICES)	0.0	CA	WORKFORCE DEVELOPMENT	STBGP	800,000	800,000	-	-	-	-	-
2186	MN 999	880C-HHT-21	2021	MNDOT	2021 CONSTRUCTION TRADES HIGHWAY HEAVY CONSTRUCTION TRAINING	0.0	CA	WORKFORCE DEVELOPMENT	STBGP	775,000	775,000	-	-	-	-	-
2187	MN 999	880C-MP-21	2021	MNDOT	2021 MENTOR PROTÉGÉ	0.0	CA	WORKFORCE DEVELOPMENT	STBGP	500	500	-	-	-	-	-
2188	MN 999	880C-NSTI-21	2021	MNDOT	2021 NATIONAL SUMMER TRANSPORTATION INSTITUTE (NSTI) PROGRAM	0.0	CA	WORKFORCE DEVELOPMENT	FFM	50,000	50,000	-	-	-	-	-
2189	MN 999	880C-OWFT-21	2021	MNDOT	2021 OUTREACH WORKFORCE TRAINING	0.0	CA	WORKFORCE DEVELOPMENT	STBGP	23,000	23,000	-	-	-	-	-
2190	MN 999	880C-SBO-21	2021	MNDOT	2021 SMALL BUSINESS OUTREACH	0.0	CA	WORKFORCE DEVELOPMENT	STBGP	500	500	-	-	-	-	-
2191	MN 999	880C-TRIBAL-21	2021	MNDOT	2021 TRIBAL CONSTRUCTION TRADES HIGHWAY HEAVY CONSTRUCTION TRAINING	0.0	CA	WORKFORCE DEVELOPMENT	STBGP	91,000	91,000	-	-	-	-	-
2192	MN 999	880C-TVI-21	2021	MNDOT	2021 TITLE VI IMPLEMENTATION, PLANNING, AND COMPLIANCE	0.0	CA	TITLE VI IMPLEMENTATION	STBGP	10,000	10,000	-	-	-	-	-
Total										3,427,067	2,450,000	-	-	-	-	977,067

ATP C																
SFY 2019-2022 STATE TRANSPORTATION IMPROVEMENT PROGRAM (STIP)																
SORT BY: ATP, YEAR, TRANSIT, RAIL, LOCAL SP, MNDOT SP, SETASIDE																
WORKFORCE DEVELOPMENT																
SEQ#	ROUTE SYSTEM	PROJECT NUMBER (SP)	YEAR	AGENCY	PROJECT DESCRIPTION	MILE	PRGM	WORK TYPE	PROPOSED FUND	STIP TOTAL	FHWA	AC	FTA	TH	BOND	OTHER
2193	MN 999	8816-2845	2022	MNDOT	2022 SEEDS/PHOENIX INTERNSHIPS & MNROW WORKFORCE DEVELOPMENT PROGRAMS	0.0	CA	WORKFORCE DEVELOPMENT	STBGP	1,677,067	700,000	-	-	-	-	977,067
2194	MN 999	880C-DBE-22	2022	MNDOT	2022 BUSINESS TRAINING, TECHNICAL ASSISTANCE, AND CONSULTING (INCLUDING SUPPORT SERVICES)	0.0	CA	WORKFORCE DEVELOPMENT	STBGP	800,000	800,000	-	-	-	-	-
2195	MN 999	880C-HHT-22	2022	MNDOT	2022 CONSTRUCTION TRADES HIGHWAY HEAVY CONSTRUCTION TRAINING	0.0	CA	WORKFORCE DEVELOPMENT	STBGP	775,000	775,000	-	-	-	-	-
2196	MN 999	880C-MP-22	2022	MNDOT	2022 MENTOR PROTÉGÉ	0.0	CA	WORKFORCE DEVELOPMENT	STBGP	500	500	-	-	-	-	-
2197	MN 999	880C-NSTI-22	2022	MNDOT	2022 NATIONAL SUMMER TRANSPORTATION INSTITUTE (NSTI) PROGRAM	0.0	CA	WORKFORCE DEVELOPMENT	FFM	50,000	50,000	-	-	-	-	-
2198	MN 999	880C-OWFT-22	2022	MNDOT	2022 OUTREACH WORKFORCE TRAINING	0.0	CA	WORKFORCE DEVELOPMENT	STBGP	23,000	23,000	-	-	-	-	-
2199	MN 999	880C-SBO-22	2022	MNDOT	2022 SMALL BUSINESS OUTREACH	0.0	CA	WORKFORCE DEVELOPMENT	STBGP	500	500	-	-	-	-	-
2200	MN 999	880C-TRIBAL-22	2022	MNDOT	2022 TRIBAL CONSTRUCTION TRADES HIGHWAY HEAVY CONSTRUCTION TRAINING	0.0	CA	WORKFORCE DEVELOPMENT	STBGP	91,000	91,000	-	-	-	-	-
2201	MN 999	880C-TVI-22	2022	MNDOT	2022 TITLE VI IMPLEMENTATION, PLANNING, AND COMPLIANCE	0.0	CA	TITLE VI IMPLEMENTATION	STBGP	10,000	10,000	-	-	-	-	-
Total										3,427,067	2,450,000	-	-	-	-	977,067

ATP C																
SFY 2019-2022 STATE TRANSPORTATION IMPROVEMENT PROGRAM (STIP)																
SORT BY: ATP, YEAR, TRANSIT, RAIL, LOCAL SP, MNDOT SP, SETASIDE																
OTHER FEDERAL ALLOCATIONS																
SEQ#	ROUTE SYSTEM	PROJECT NUMBER (SP)	YEAR	AGENCY	PROJECT DESCRIPTION	MILE	PRGM	WORK TYPE	PROPOSED FUND	STIP TOTAL	FHWA	AC	FTA	TH	BOND	OTHER
2202	LOCAL 999	089-595-005	2019	BIA	2018 FERRY BOAT ALLOCATIOM	0.0	FB	FERRY BOAT	FFM	1,621,936	1,297,549	-	-	-	-	324,387
Total										1,621,936	1,297,549	-	-	-	-	324,387
2203	LOCAL 999	089-595-006	2020	BIA	2019 FERRY BOAT ALLOCATION	0.0	FB	FERRY BOAT	FFM	1,440,000	1,200,000	-	-	-	-	240,000
2204	LOCAL 999	089-595-008	2020	BIA	2019 FERRY BOAT ALLOCATION	0.0	FB	FERRY BOAT	FFM	1,440,000	1,200,000	-	-	-	-	240,000
Total										2,880,000	2,400,000	-	-	-	-	480,000
2205	LOCAL 999	089-595-009	2021	BIA	2020 FERRY BOAT ALLOCATION	0.0	FB	FERRY BOAT	FFM	212,500	170,000	-	-	-	-	42,500
2206	LOCAL 999	880C-FLAP-21	2021	MNDOT	2021 FEDERAL LANDS ACCESS PROGRAM	0.0	FL	FEDERAL LANDS	FFM	1,750,000	1,400,000	-	-	-	-	350,000
Total										1,962,500	1,570,000	-	-	-	-	392,500
2207	LOCAL 999	089-595-010	2022	BIA	2021 FERRY BOAT ALLOCATION	0.0	FB	FERRY BOAT	FFM	212,500	170,000	-	-	-	-	42,500
2208	LOCAL 999	880C-FLAP-22	2022	MNDOT	2022 FEDERAL LANDS ACCESS PROGRAM	0.0	FL	FEDERAL LANDS	FFM	1,750,000	1,400,000	-	-	-	-	350,000
Total										1,962,500	1,570,000	-	-	-	-	392,500

ATP C																
SFY 2019-2022 STATE TRANSPORTATION IMPROVEMENT PROGRAM (STIP)																
SORT BY: ATP, YEAR, TRANSIT, RAIL, LOCAL SP, MNDOT SP, SETASIDE																
STATEWIDE TRANSIT INVESTMENTS																
SEQ#	ROUTE SYSTEM	PROJECT NUMBER (SP)	YEAR	AGENCY	PROJECT DESCRIPTION	MILE	PRGM	WORK TYPE	PROPOSED FUND	STIP TOTAL	FHWA	AC	FTA	TH	BOND	OTHER
1998	BB	TRF-9081-19	2019	MNDOT	SECT 5311(F): INTER-CITY BUS PROGRAM: INCLUDES OPERATING (50%/100%) CAPITAL VEHICLE PURCHASES (80%), CAPITAL VEHICLE REHAB (80%), MARKETING (80%)	0.0	OB	TRANSIT OPERATIONS	FTA	5,500,000	-	-	2,200,000	-	-	3,300,000
1999	BB	TRF-9101-19	2019	MNDOT	SECT 5311: GREATER MN TRANSIT OPERATING; PUBLIC TRANSIT OPERATING ASSISTANCE	0.0	OB	TRANSIT OPERATIONS	FTA	55,600,000	-	-	12,596,000	-	-	43,004,000
2000	BB	TRF-9106-19	2019	MNDOT	SECT 5339: GREATER MN TRANSIT CAPITAL; INCLUDING TRANSIT BUSES, TRANSIT FACILITIES, AND TRANSIT ITS CAPITAL	0.0	BB	TRANSIT VEHICLE PURCHASE	FTA	918,750	-	-	735,000	-	-	183,750
2001	BB	TRF-9107-19	2019	MNDOT	SECT 5310: GREATER MN TRANSIT CAPITAL INCLUDING RURAL TRANSIT BUSES, MOBILITY MANAGEMENT AND ITS PROJECTS	0.0	NB	TRANSIT VEHICLE PURCHASE	FTA	1,500,000	-	-	1,200,000	-	-	300,000
2002	BB	TRF-9110-19	2019	MNDOT	SECT 5310: MN TRANSIT CAPITAL; INCLUDING LARGE URBAN TRANSIT BUSES, MOBILITY MANAGEMENT, AND ITS PROJECTS	0.0	NB	TRANSIT VEHICLE PURCHASE	FTA	1,500,000	-	-	1,200,000	-	-	300,000
2003	BB	TRF-9122-19	2019	MNDOT	SECT 5310: SMALL URBAN TRANSIT CAPITAL; INCLUDING SMALL URBAN TRANSIT BUSES, MOBILITY MANAGEMENT, AND ITS PROJECTS	0.0	NB	TRANSIT VEHICLE PURCHASE	FTA	800,000	-	-	640,000	-	-	160,000
Total										65,818,750	-	-	18,571,000	-	-	47,247,750

ATP C																
SFY 2019-2022 STATE TRANSPORTATION IMPROVEMENT PROGRAM (STIP)																
SORT BY: ATP, YEAR, TRANSIT, RAIL, LOCAL SP, MNDOT SP, SETASIDE																
STATEWIDE TRANSIT INVESTMENTS																
SEQ#	ROUTE SYSTEM	PROJECT NUMBER (SP)	YEAR	AGENCY	PROJECT DESCRIPTION	MILE	PRGM	WORK TYPE	PROPOSED FUND	STIP TOTAL	FHWA	AC	FTA	TH	BOND	OTHER
2004	BB	TRF-9081-20	2020	MNDOT	SECT 5311(F): INTER-CITY BUS PROGRAM: INCLUDES OPERATING (50%/100%) CAPITAL VEHICLE PURCHASES (80%), CAPITAL VEHICLE REHAB (80%), MARKETING (80%)	0.0	OB	TRANSIT OPERATIONS	FTA	5,665,000	-	-	2,266,000	-	-	3,399,000
2005	BB	TRF-9101-20	2020	MNDOT	SECT 5311: GREATER MN TRANSIT OPERATING; PUBLIC TRANSIT OPERATING ASSISTANCE	0.0	OB	TRANSIT OPERATIONS	FTA	57,268,000	-	-	10,334,000	-	-	46,934,000
2006	BB	TRF-9106-20	2020	MNDOT	SECT 5339: GREATER MN TRANSIT CAPITAL; INCLUDING TRANSIT BUSES, TRANSIT FACILITIES, AND TRANSIT ITS CAPITAL	0.0	BB	TRANSIT VEHICLE PURCHASE	FTA	2,250,000	-	-	1,800,000	-	-	450,000
2007	BB	TRF-9107-20	2020	MNDOT	SECT 5310: GREATER MN TRANSIT CAPITAL INCLUDING RURAL TRANSIT BUSES, MOBILITY MANAGEMENT AND ITS PROJECTS	0.0	NB	TRANSIT VEHICLE PURCHASE	FTA	1,545,000	-	-	1,236,000	-	-	309,000
2008	BB	TRF-9110-20	2020	MNDOT	SECT 5310: MN TRANSIT CAPITAL; INCLUDING LARGE URBAN TRANSIT BUSES, MOBILITY MANAGEMENT, AND ITS PROJECTS	0.0	NB	TRANSIT VEHICLE PURCHASE	FTA	1,545,000	-	-	1,236,000	-	-	309,000
2009	BB	TRF-9121-20	2020	MNDOT	SECT 5339: SMALL URBAN TRANSIT CAPITAL; INCLUDING TRANSIT BUSES, TRANSIT FACILITIES, AND TRANSIT ITS CAPITAL	0.0	BB	TRANSIT VEHICLE PURCHASE	FTA	768,750	-	-	615,000	-	-	153,750
2010	BB	TRF-9122-20	2020	MNDOT	SECT 5310: SMALL URBAN TRANSIT CAPITAL; INCLUDING SMALL URBAN TRANSIT BUSES, MOBILITY MANAGEMENT, AND ITS PROJECTS	0.0	NB	TRANSIT VEHICLE PURCHASE	FTA	824,000	-	-	659,200	-	-	164,800
Total										69,865,750	-	-	18,146,200	-	-	51,719,550

ATP C																
SFY 2019-2022 STATE TRANSPORTATION IMPROVEMENT PROGRAM (STIP)																
SORT BY: ATP, YEAR, TRANSIT, RAIL, LOCAL SP, MNDOT SP, SETASIDE																
STATEWIDE TRANSIT INVESTMENTS																
SEQ#	ROUTE SYSTEM	PROJECT NUMBER (SP)	YEAR	AGENCY	PROJECT DESCRIPTION	MILE	PRGM	WORK TYPE	PROPOSED FUND	STIP TOTAL	FHWA	AC	FTA	TH	BOND	OTHER
2011	BB	TRF-9081-21	2021	MNDOT	SECT 5311(F): INTER-CITY BUS PROGRAM: INCLUDES OPERATING (50%/100%) CAPITAL VEHICLE PURCHASES (80%), CAPITAL VEHICLE REHAB (80%), MARKETING (80%)	0.0	OB	TRANSIT OPERATIONS	FTA	5,834,950	-	-	2,333,980	-	-	3,500,970
2012	BB	TRF-9101-21	2021	MNDOT	SECT 5311: GREATER MN TRANSIT OPERATING; PUBLIC TRANSIT OPERATING ASSISTANCE	0.0	OB	TRANSIT OPERATIONS	FTA	58,986,040	-	-	10,266,020	-	-	48,720,020
2013	BB	TRF-9106-21	2021	MNDOT	SECT 5339: GREATER MN TRANSIT CAPITAL; INCLUDING TRANSIT BUSES, TRANSIT FACILITIES, AND TRANSIT ITS CAPITAL	0.0	BB	TRANSIT VEHICLE PURCHASE	FTA	938,750	-	-	751,000	-	-	187,750
2014	BB	TRF-9107-21	2021	MNDOT	SECT 5310: GREATER MN TRANSIT CAPITAL INCLUDING RURAL TRANSIT BUSES, MOBILITY MANAGEMENT AND ITS PROJECTS	0.0	NB	TRANSIT VEHICLE PURCHASE	FTA	1,591,350	-	-	1,273,080	-	-	318,270
2015	BB	TRF-9110-21	2021	MNDOT	SECT 5310: MN TRANSIT CAPITAL; INCLUDING LARGE URBAN TRANSIT BUSES, MOBILITY MANAGEMENT, AND ITS PROJECTS	0.0	NB	TRANSIT VEHICLE PURCHASE	FTA	1,591,350	-	-	1,273,080	-	-	318,270
2016	BB	TRF-9122-21	2021	MNDOT	SECT 5310: SMALL URBAN TRANSIT CAPITAL; INCLUDING SMALL URBAN TRANSIT BUSES, MOBILITY MANAGEMENT, AND ITS PROJECTS	0.0	NB	TRANSIT VEHICLE PURCHASE	FTA	848,720	-	-	678,976	-	-	169,744
2017	BB	TRS-9100-21	2021	MNDOT	TRANSIT STP CAPITAL PROGRAM: CAPITAL VEHICLE PURCHASES (80%), OTHER REALTED TRANSIT CAPITAL	0.0	TR	TRANSIT VEHICLE PURCHASE	STBGP	869,000	695,200	-	-	-	-	173,800
Total										70,660,160	695,200	-	16,576,136	-	-	53,388,824

ATP C																
SFY 2019-2022 STATE TRANSPORTATION IMPROVEMENT PROGRAM (STIP)																
SORT BY: ATP, YEAR, TRANSIT, RAIL, LOCAL SP, MNDOT SP, SETASIDE																
STATEWIDE TRANSIT INVESTMENTS																
SEQ#	ROUTE SYSTEM	PROJECT NUMBER (SP)	YEAR	AGENCY	PROJECT DESCRIPTION	MILE	PRGM	WORK TYPE	PROPOSED FUND	STIP TOTAL	FHWA	AC	FTA	TH	BOND	OTHER
2018	BB	TRF-9081-22	2022	MNDOT	SECT 5311(F): INTER-CITY BUS PROGRAM: INCLUDES OPERATING (50%/100%) CAPITAL VEHICLE PURCHASES (80%), CAPITAL VEHICLE REHAB (80%), MARKETING (80%)	0.0	OB	TRANSIT OPERATIONS	FTA	6,009,999	-	-	2,403,999	-	-	3,605,999
2019	BB	TRF-9101-22	2022	MNDOT	SECT 5311: GREATER MN TRANSIT OPERATING; PUBLIC TRANSIT OPERATING ASSISTANCE	0.0	OB	TRANSIT OPERATIONS	FTA	60,755,621	-	-	10,196,001	-	-	50,559,621
2020	BB	TRF-9106-22	2022	MNDOT	SECT 5339: GREATER MN TRANSIT CAPITAL; INCLUDING TRANSIT BUSES, TRANSIT FACILITIES, AND TRANSIT ITS CAPITAL	0.0	BB	TRANSIT VEHICLE PURCHASE	FTA	2,250,000	-	-	1,800,000	-	-	450,000
2021	BB	TRF-9107-22	2022	MNDOT	SECT 5310: GREATER MN TRANSIT CAPITAL INCLUDING RURAL TRANSIT BUSES, MOBILITY MANAGEMENT AND ITS PROJECTS	0.0	NB	TRANSIT VEHICLE PURCHASE	FTA	1,639,091	-	-	1,311,272	-	-	327,818
2022	BB	TRF-9110-22	2022	MNDOT	SECT 5310: MN TRANSIT CAPITAL; INCLUDING LARGE URBAN TRANSIT BUSES, MOBILITY MANAGEMENT, AND ITS PROJECTS	0.0	NB	TRANSIT VEHICLE PURCHASE	FTA	1,639,091	-	-	1,311,272	-	-	327,818
2023	BB	TRF-9121-22	2022	MNDOT	SECT 5339: SMALL URBAN TRANSIT CAPITAL; INCLUDING TRANSIT BUSES, TRANSIT FACILITIES, AND TRANSIT ITS CAPITAL	0.0	BB	TRANSIT VEHICLE PURCHASE	FTA	768,750	-	-	615,000	-	-	153,750
2024	BB	TRF-9122-22	2022	MNDOT	SECT 5310: SMALL URBAN TRANSIT CAPITAL; INCLUDING SMALL URBAN TRANSIT BUSES, MOBILITY MANAGEMENT, AND ITS PROJECTS	0.0	NB	TRANSIT VEHICLE PURCHASE	FTA	874,182	-	-	699,345	-	-	174,836
2025	BB	TRS-9100-22	2022	MNDOT	TRANSIT STP CAPITAL PROGRAM: CAPITAL VEHICLE PURCHASES (80%), OTHER RELATED TRANSIT CAPITAL	0.0	TR	TRANSIT VEHICLE PURCHASE	STBGP	2,459,000	1,967,200	-	-	-	-	491,800
Total										76,395,732	1,967,200	-	18,336,890	-	-	56,091,642

Appendix A

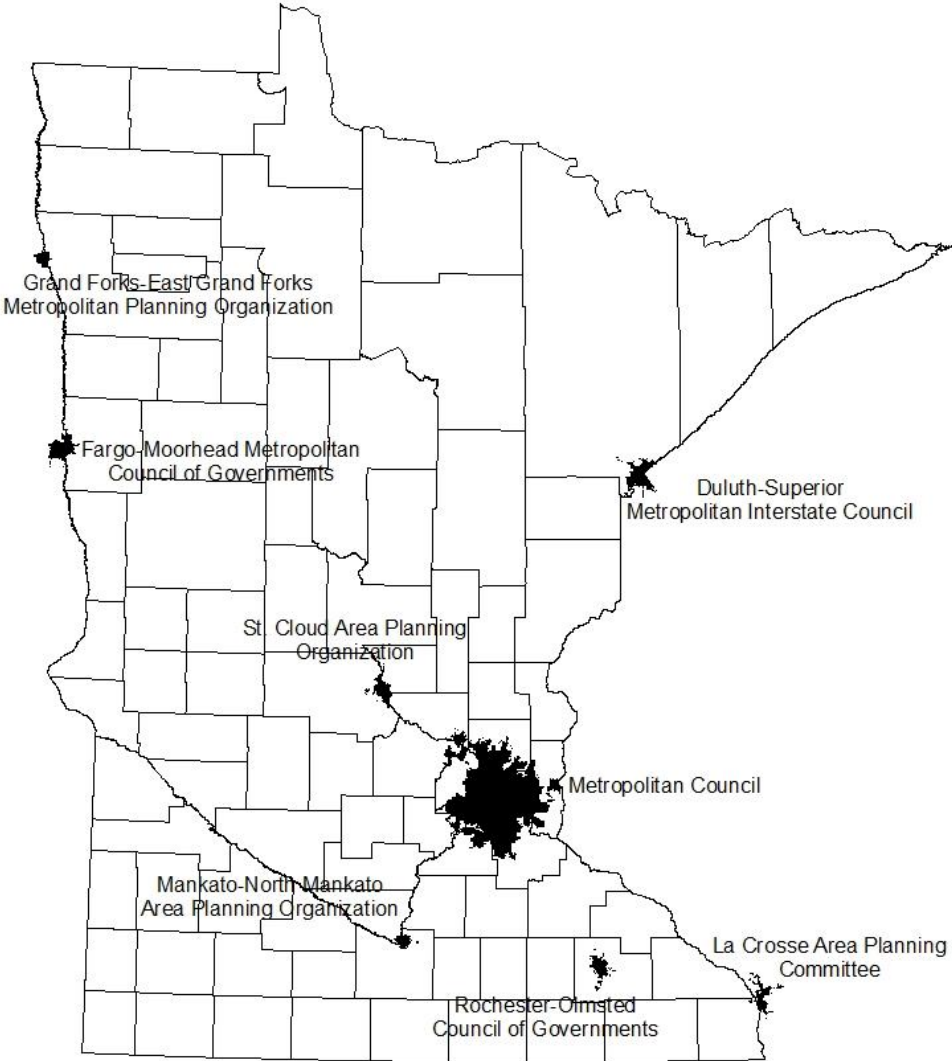
Select Highway and Transit Programs

- ✓ Greater Minnesota MPO Programs
- ✓ Highway Safety Improvement Program (HSIP)
- ✓ Transit Programs
- ✓ Tribal Transportation Program (TTP)
- ✓ Recreational Trails Program
- ✓ Minnesota Rail Service Improvement Program
- ✓ Port Development Assistance Program
- ✓ MnDOT State Road Construction Program (SRC)

Greater Minnesota MPO Programs

- ✓ Duluth-Superior Metropolitan Interstate Council
- ✓ Grand Forks-East Grand Forks Metropolitan Planning Organization
- ✓ St. Cloud Area Planning Organization
- ✓ Fargo-Moorhead Metropolitan Council of Governments
- ✓ LaCrosse Area Planning Committee
- ✓ Rochester-Olmsted Council of Governments
- ✓ Mankato-North Mankato Area Planning Organization

Minnesota Metropolitan Planning Organizations



GREATER MINNESOTA MPO PROGRAMS

In accordance with the joint FHWA/FTA Metropolitan Planning Rules, 23 CFR Section 450.326, each of the Metropolitan Planning Organizations in Greater Minnesota has developed and approved a four-year fiscally constrained Transportation Improvement Program (TIP). Each TIP provides a list of projects for which federal (FHWA and FTA), state (MnDOT) and in some cases, local funds are anticipated to be used. The federally funded projects have been selected through the MPO and/or Area Transportation Partnership (ATP) process and are included in the appropriate Area Transportation Improvement Program (ATIP).

Also included in the MPO TIP is a financial plan which discusses the program's fiscal constraint, a description of the anticipated effect of the TIP toward achieving the MPO's performance targets, and the MPO's certification that the MPO planning process is being carried out in compliance with all applicable federal requirements.

After adoption by the MPO, and approval from MnDOT as the Governor's designee, the MPO TIP is incorporated by reference, without modification, into the STIP. Additionally, the federal and MnDOT funded projects within the MPO area are listed in the STIP.

SOURCE	2019	2020	2021	2022	TOTAL*
FTA					
Duluth-Superior	2.7	2.2	2.7	2.4	10.1
Grand Forks-East Grand Forks	0.3	0.2	0.2	0.3	1.0
St. Cloud	3.7	2.4	2.6	2.5	11.2
Fargo-Moorhead	0.6	0.4	0.4	0.4	1.8
LaCrosse	0.1	0.0	0.0	0.1	0.2
Rochester-Olmsted	11.3	2.0	3.1	2.0	18.4
Mankato/N. Mankato	1.3	0.9	0.9	0.7	3.8
SUBTOTAL*	20.0	8.2	10.0	8.3	46.5
FHWA**					
Duluth-Superior	18.4	10.1	36.9	24.5	89.9
Grand Forks-East Grand Forks	0.0	0.0	8.8	1.0	9.8
St. Cloud	11.0	9.1	5.2	36.5	61.8
Fargo-Moorhead	1.7	3.1	0.4	9.8	15.0
LaCrosse	4.2	0.0	2.7	0.0	6.9
Rochester-Olmsted	13.9	20.5	10.1	7.8	52.3
Mankato/N. Mankato	1.7	3.5	3.3	1.6	10.1
SUBTOTAL*	50.9	46.3	67.4	81.2	245.8
TOTAL*	70.9	54.5	77.4	89.5	292.3

* may not total correctly due to rounding

** includes transit capital

SFY 2019-2022 STATE TRANSPORTATION IMPROVEMENT PROGRAM (STIP)

SORT BY: ATP, YEAR, TRANSIT, RAIL, LOCAL SP, MNDOT SP, SETASIDE

DULUTH-SUPERIOR METROPOLITAN INTERSTATE COUNCIL																
SEQ#	ROUTE SYSTEM	PROJECT NUMBER (SP)	YEAR	AGENCY	PROJECT DESCRIPTION	MILE	PRGM	WORK TYPE	PROPOSED FUND	STIP TOTAL	FHWA	AC	FTA	TH	BOND	OTHER
1	BB	TRF-0016-19A	2019	DULUTH TRANSIT AUTHORITY	DULUTH DIAL-A-RIDE TRANSIT OPERATING ASSISTANCE	0.00	TR	TRANSIT OPERATIONS	LF	1,200,000	-	-	-	-	-	1,200,000
2	BB	TRF-0016-19B	2019	DULUTH TRANSIT AUTHORITY	SECT 5307: DULUTH OPERATING ASSISTANCE	0.00	B9	TRANSIT OPERATIONS	FTA	13,860,000	-	-	1,000,000	-	-	12,860,000
3	BB	TRF-0016-19C	2019	DULUTH TRANSIT AUTHORITY	SECT 5307: DULUTH BUS SUPPORT EQUIPMENT FACILITY REHABILITATION	0.00	B9	TRANSIT GRANT CAP IMP (NON-VEHICLE)	FTA	300,000	-	-	240,000	-	-	60,000
4	BB	TRF-0016-19D	2019	DULUTH TRANSIT AUTHORITY	SECT 5307: DULUTH; PREVENTIVE MAINTENANCE	0.00	B9	TRANSIT OPERATIONS	FTA	1,000,000	-	-	1,000,000	-	-	-
5	BB	TRF-0016-19E	2019	DULUTH TRANSIT AUTHORITY	SECT 5307: DULUTH CAPITAL ADMIN/MAINT FACILITY ROOF REHAB	0.00	B9	TRANSIT GRANT CAP IMP (NON-VEHICLE)	FTA	400,000	-	-	320,000	-	-	80,000
6	BB	TRF-0016-19F	2019	DULUTH TRANSIT AUTHORITY	SECT 5307: DULUTH CAPITAL BUS STOP/STATION/ TERMINAL UPDATES	0.00	B9	TRANSIT GRANT CAP IMP (NON-VEHICLE)	FTA	150,000	-	-	120,000	-	-	30,000
7	BB	TRF-0016-19G	2019	DULUTH TRANSIT AUTHORITY	SECT 5307: DULUTH CAPITAL TECHNOLOGY UPDATES	0.00	B9	TRANSIT GRANT CAP IMP (NON-VEHICLE)	FTA	50,000	-	-	40,000	-	-	10,000
8	BB	TRF-0016-19ZC	2019	DULUTH TRANSIT AUTHORITY	DULUTH; SFY 2019 GREATER MN NEW SERVICE EXPANSION CAPITAL FUNDS (7/1/18-6/30/19)	0.00	TR	TRANSIT GRANT CAP IMP (NON-VEHICLE)	LF	100,000	-	-	-	-	-	100,000
9	BB	TRF-0016-19ZO	2019	DULUTH TRANSIT AUTHORITY	DULUTH; SFY 2019 GREATER MN NEW SERVICE EXPANSION OPERATING FUNDS (7/1/18-6/30/19)	0.00	TR	TRANSIT OPERATIONS	LF	1,794,000	-	-	-	-	-	1,794,000
10	BB	TRS-0016-19T	2019	DULUTH TRANSIT AUTHORITY	DULUTH TRANSIT AUTHORITY; PURCHASE NINE (9) STANDARD 40 FT REPLACEMENT BUSES	0.00	TR	TRANSIT VEHICLE PURCHASE	STBGP	4,600,000	3,680,000	-	-	-	-	920,000
23	LOCAL 999	069-070-032	2019	ST. LOUIS COUNTY	D1 ST LOUIS COUNTYWIDE, VARIOUS LOCATIONS, INSTALL 6-INCH EPOXY EDGELINE STRIPES	0.00	SH	STRIPING	HSIP	130,000	117,000	-	-	-	-	13,000
24	LOCAL 999	069-070-037	2019	ST. LOUIS COUNTY	D1 ST LOUIS COUNTYWIDE, VARIOUS LOCATIONS, INSTALL INTERSECTION PAVEMENT MARKING	0.00	SH	PAVEMENT MARKINGS	HSIP	270,000	243,000	-	-	-	-	27,000
25	LOCAL 999	069-070-038	2019	ST. LOUIS COUNTY	D1 ST LOUIS COUNTY, JCT CSAH 7/US 53 CONSTRUCT J-TURN (TIED TO 6916-109)	0.00	SH	TURN LANES	HSIP	400,000	350,000	-	-	-	-	50,000
26	CR 293	069-598-065	2019	ST. LOUIS COUNTY	CR 293, OVER LESTER RIVER, FROM 0.4 MI S OF JCT LAVIS RD TO 0.3 MI S OF JCT LAVIS RD, REPLACE BR# 6666	0.00	BR	BRIDGE REPLACEMENT	BROS	1,100,000	880,000	-	-	-	-	220,000
27	CSAH 6	069-606-025	2019	ST. LOUIS COUNTY	CSAH 6, MAPLE GROVE RD, CSAH 13 TO WESTERBERG RD, BIT RESURFACING AND INTERSECTION IMPROVEMENTS	0.00	RD	MILL AND OVERLAY	STBGP	2,900,000	1,600,000	-	-	-	-	1,300,000

SFY 2019-2022 STATE TRANSPORTATION IMPROVEMENT PROGRAM (STIP)

SORT BY: ATP, YEAR, TRANSIT, RAIL, LOCAL SP, MNDOT SP, SETASIDE

DULUTH-SUPERIOR METROPOLITAN INTERSTATE COUNCIL																
SEQ#	ROUTE SYSTEM	PROJECT NUMBER (SP)	YEAR	AGENCY	PROJECT DESCRIPTION	MILE	PRGM	WORK TYPE	PROPOSED FUND	STIP TOTAL	FHWA	AC	FTA	TH	BOND	OTHER
31	Local	118-080-063	2019	DULUTH	**SPPF** DULUTH PORT AUTHORITY INTERMODAL TERMINAL ON THE CLURE PUBLIC TERMINAL. EXTEND RR TRACKS, CONC PAVING, STORM WATER MANAGEMENT, FENCING, LIGHTING. PROJECT IS USING (MHFP) FEDERAL FUNDING	0.00	RC	PAVEMENT RESURF. AND REHAB	NHFP	2,375,000	1,900,000	-	-	-	-	475,000
32	PED/BIKE	118-090-018	2019	DULUTH	**MN146** CROSS CITY TRAIL PHASE 2, FROM IRVING PARK TO CARLTON STREET, CONSTRUCT TRAIL	0.00	BT	PED./BIKE IMPROVEMENT	DEMO	1,592,485	1,030,551	-	-	-	-	561,934
33	PED/BIKE	118-090-019	2019	DULUTH	**MN146** CROSS CITY TRAIL PHASE III, FROM DULUTH ZOO TO MUNGER TRAIL, CONSTRUCT TRAIL.	0.00	EN	PED./BIKE IMPROVEMENT	DEMO	534,400	334,400	-	-	-	-	200,000
34	MSAS 178	118-178-006	2019	DULUTH	**MN134** MSAS 178 (DECKER RD) FROM PIEDMONT AVE TO MOUNTAIN SHADOW, RECONDITIONING, WATER, GAS, SANITARY STORM SEWER REPAIRS	1.40	RD	BITUMINOUS OVERLAY	STBGP	3,726,710	1,221,368	-	-	-	-	2,505,342
35	Local	118-600-001	2019	DULUTH	**TED** MN 23/KAYAK BAY RD IN DULUTH, INTERSECTION SIGNALIZATION	0.00	SC	TRAFFIC SIGNAL INSTALL	SF	354,000	-	-	-	247,000	-	107,000
57	MN 39	6941-08	2019	MNDOT	MN 39 IN DULUTH JCT MN 23 TO W END BR# 6544 RECONSTRUCT, DRAINAGE IMPROVEMENTS, MILL & OVERLAY, ADA	0.90	RD	URBAN RECONST.	STBGP	1,800,000	1,440,000	-	-	360,000	-	-
58	I 35	6982-322CMG1	2019	MN	**17NEW**CHAP3** TWIN PORTS INTERCHANGE, GMGC DELIVERY COST IN FY2019		MC	RECONST.	BF	13,000,000	-	-	-	-	13,000,000	-
59	I 35	6982-322LTM	2019	MNDOT	I-35, I-535 & US 53 IN DULUTH, 0.16MI. S JCT 27TH AVE W TO JCT GARFIELD AVE. TWIN PORTS INTERCHANGE CONSTRUCTION(TPI) - TRAFFIC MITIGATION ON LOCAL SYSTEM	1.09	MC	BRIDGE REPL. OR CONST.	NHFP	1,700,000	1,530,000	-	-	170,000	-	-
60	I 35	6982-328LTM	2019	MNDOT	I-35 IN DULUTH, TWIN PORTS INTERCHANGE, LOCAL TRAFFIC MITIGATION, CPR/INTERSECTION IMPROV GARFIELD AVE & RR ST. PAVE REHAB 27TH AVE W & 46TH AV. W. RELOCATE COFFEE CREEK - TRAFFIC MITIGATION ON LOCAL SYSTEM	0.00	MC	CONCRETE PAVEMENT REPAIR	NHFP	3,633,333	3,270,000	-	-	363,333	-	-
61	I 35	6982-328NLTM	2019	MNDOT	I-35 IN DULUTH, TWIN PORTS INTERCHANGE, LOCAL TRAFFIC MITIGATION, CPR/INTERSECTION IMPROV GARFIELD AVE & RR ST. PAVE REHAB 27TH AVE W. RELOCATE COFFEE CREEK - TRAFFIC MITIGATION ON LOCAL SYSTEM	0.00	MC	CONCRETE PAVEMENT REPAIR	NHFP	266,667	240,000	-	-	26,667	-	-

SFY 2019-2022 STATE TRANSPORTATION IMPROVEMENT PROGRAM (STIP)

SORT BY: ATP, YEAR, TRANSIT, RAIL, LOCAL SP, MNDOT SP, SETASIDE

DULUTH-SUPERIOR METROPOLITAN INTERSTATE COUNCIL																
SEQ#	ROUTE SYSTEM	PROJECT NUMBER (SP)	YEAR	AGENCY	PROJECT DESCRIPTION	MILE	PRGM	WORK TYPE	PROPOSED FUND	STIP TOTAL	FHWA	AC	FTA	TH	BOND	OTHER
67	MN 999	8821-320	2019	MNDOT	**SEC164 DPS** SLC IS LEAD. DISTRICTWIDE SIGNAL REVISIONS, EMERGENCY VEHICLE PREEMPTION SYSTEMS (EVP)	0.00	AM	TRAFFIC SIGNAL REVISION	DPS	600,000	600,000	-	-	-	-	-
Total										57,836,595	18,436,319	-	2,720,000	1,167,000	13,000,000	22,513,276

SFY 2019-2022 STATE TRANSPORTATION IMPROVEMENT PROGRAM (STIP)

SORT BY: ATP, YEAR, TRANSIT, RAIL, LOCAL SP, MNDOT SP, SETASIDE

DULUTH-SUPERIOR METROPOLITAN INTERSTATE COUNCIL																
SEQ#	ROUTE SYSTEM	PROJECT NUMBER (SP)	YEAR	AGENCY	PROJECT DESCRIPTION	MILE	PRGM	WORK TYPE	PROPOSED FUND	STIP TOTAL	FHWA	AC	FTA	TH	BOND	OTHER
76	BB	TRF-0016-20A	2020	DULUTH TRANSIT AUTHORITY	DULUTH DIAL-A-RIDE TRANSIT OPERATING ASSISTANCE	0.00	TR	TRANSIT OPERATIONS	LF	1,300,000	-	-	-	-	-	1,300,000
77	BB	TRF-0016-20B	2020	DULUTH TRANSIT AUTHORITY	SECT 5307: DULUTH OPERATING ASSISTANCE - REGULAR ROUTE	0.00	B9	TRANSIT OPERATIONS	FTA	13,950,000	-	-	1,000,000	-	-	12,950,000
78	BB	TRF-0016-20C	2020	DULUTH TRANSIT AUTHORITY	SECT 5307: DULUTH CAPITAL BUS SUPPORT EQUIPMENT FACILITY REHABILITATION	0.00	B9	TRANSIT GRANT CAP IMP (NON-VEHICLE)	FTA	50,000	-	-	40,000	-	-	10,000
79	BB	TRF-0016-20D	2020	DULUTH TRANSIT AUTHORITY	SECT 5307: DULUTH CAPITAL BUS STOP/STATION/ TERMINAL UPDATES	0.00	B9	TRANSIT GRANT CAP IMP (NON-VEHICLE)	FTA	150,000	-	-	120,000	-	-	30,000
80	BB	TRF-0016-20E	2020	DULUTH TRANSIT AUTHORITY	SECT 5307: DULUTH CAPITALTECHNOLOGY UPDATES	0.00	B9	TRANSIT GRANT CAP IMP (NON-VEHICLE)	FTA	100,000	-	-	80,000	-	-	20,000
81	BB	TRF-0016-20G	2020	DULUTH TRANSIT AUTHORITY	SECT 5307 DULUTH; PREVENTIVE MAINTENANCE	0.00	B9	TRANSIT OPERATIONS	FTA	1,000,000	-	-	1,000,000	-	-	-
82	BB	TRS-0016-20T	2020	DULUTH TRANSIT AUTHORITY	DULUTH TRANSIT AUTHORITY; ADMIN/MAINT FACILITY ROOF REHABILITATION	0.00	TR	TRANSIT GRANT CAP IMP (NON-VEHICLE)	STBGP	1,600,000	1,280,000	-	-	-	-	320,000
90	LOCAL 999	069-070-033	2020	ST. LOUIS COUNTY	D1 ST LOUIS COUNTYWIDE, VARIOUS LOCATIONS, INSTALL 6IN PAINT EDGELINE	0.00	SH	STRIPING	HSIP	70,000	63,000	-	-	-	-	7,000
91	LOCAL 999	069-070-035	2020	ST. LOUIS COUNTY	D1 ST LOUIS COUNTYWIDE, VARIOUS LOCATIONS, INSTALL HIGH FRICTION SURFACE TREATMENT FOR HIGH RISK, HIGH VOLUME CURVES	0.00	SH	BITUMINOUS OVERLAY	HSIP	370,000	333,000	-	-	-	-	37,000
92	LOCAL 999	069-070-036	2020	ST. LOUIS COUNTY	D1 ST LOUIS COUNTYWIDE, VARIOUS LOCATIONS, INSTALL HIGH FRICTION SURFACE TREATMENT FOR HIGH RISK, LOW VOLUME CURVES	0.00	SH	BITUMINOUS OVERLAY	HSIP	320,000	288,000	-	-	-	-	32,000
95	CSAH 43	069-643-017	2020	ST. LOUIS COUNTY	CSAH 43 N. TISCHER RD TO CSAH 50. MILL, RECLAIM, BITUMINOUS RESURFACING	5.50	RD	MILL AND OVERLAY	STBGP	3,143,825	1,250,000	-	-	-	-	1,893,825
97	LOCAL	118-090-024	2020	DULUTH	IN DULUTH, BRIGHTON BEACH BLVD TO CONGDON BLVD, CONSTRUCT MULTI-USE TRAIL	0.00	EN	NEW TRAIL	STBGTAP	639,292	300,000	-	-	-	-	339,292
98	MSAS 126	118-126-022	2020	DULUTH	3RD ST, IN DULUTH FROM 12 TH AVE E TO MESABA AVE/MN 194 MILL & OVERLAY, STORM SEWER, C& G & ADA	1.60	RD	MILL AND OVERLAY	STBGP	1,356,250	1,110,000	-	-	-	-	246,250

SFY 2019-2022 STATE TRANSPORTATION IMPROVEMENT PROGRAM (STIP)

SORT BY: ATP, YEAR, TRANSIT, RAIL, LOCAL SP, MNDOT SP, SETASIDE

DULUTH-SUPERIOR METROPOLITAN INTERSTATE COUNCIL																	
SEQ#	ROUTE SYSTEM	PROJECT NUMBER (SP)	YEAR	AGENCY	PROJECT DESCRIPTION	MILE	PRGM	WORK TYPE	PROPOSED FUND	STIP TOTAL	FHWA	AC	FTA	TH	BOND	OTHER	
120	MN 61	3805-106	2020	MNDOT	MN 61, SAFETY IMPROVEMENTS AT SILVER CLIFF, BR# 38005 & LAFAYETTE BR# 38003 TUNNELS & I-35 IN DULUTH FROM JCT LAKE AVE TO 0.6 MI. S. 21ST AVE E. TUNNEL LIGHTING REVISIONS INSTALL LED LIGHTING (ASSOC. 6982-330).	3.09	SC	LIGHTINGS	SF	1,900,000	-	-	-	1,900,000	-	-	
128	I 535	6981-9030L	2020	MNDOT	**SPP** I-535, NB & SB BETWEEN DULUTH & SUPERIOR WISCONSIN OVER ST LOUIS RIVER, BLATNIK BR# 9030, PAINTING	0.48	BI	BRIDGE PAINTING	NHPP	9,100,000	4,095,000	-	-	455,000	-	4,550,000	
129	I 35	6982-322CMG2	2020	MN	TWIN PORTS INTERCHANGE, GMGC DELIVERY COST IN FY2020		MC	RECONST.	SF	5,800,000	-	-	-	5,800,000	-	-	
130	I 35	6982-322WP1	2020	MN	**17NEW** TWIN PORTS INTERCHANGE, INCLUDING 6 BRIDGES 69802, AND A-E WORK PACKAGE #1		MC	RECONST.	SF BF	131,900,000	-	-	-	80,000,000	51,900,000	-	
131	I 35	6982-331	2020	MNDOT	I35 IN DULUTH JCT I35 & LAKE AVE. BRIDGE REPAIRS 69816 & ADA IMPROVEMENTS.	0.10	BI	BRIDGE REPAIR	NHPP	1,500,000	1,350,000	-	-	150,000	-	-	
Total										174,249,367	10,069,000	-		2,240,000	88,305,000	51,900,000	21,735,367

SFY 2019-2022 STATE TRANSPORTATION IMPROVEMENT PROGRAM (STIP)

SORT BY: ATP, YEAR, TRANSIT, RAIL, LOCAL SP, MNDOT SP, SETASIDE

DULUTH-SUPERIOR METROPOLITAN INTERSTATE COUNCIL																
SEQ#	ROUTE SYSTEM	PROJECT NUMBER (SP)	YEAR	AGENCY	PROJECT DESCRIPTION	MILE	PRGM	WORK TYPE	PROPOSED FUND	STIP TOTAL	FHWA	AC	FTA	TH	BOND	OTHER
142	BB	TRF-0016-21	2021	DULUTH TRANSIT AUTHORITY	SECT 5307: DULUTH OPERATING ASSISTANCE - REGULAR ROUTE	0.00	B9	TRANSIT OPERATIONS	FTA	14,040,000	-	-	1,000,000	-	-	13,040,000
143	BB	TRF-0016-21A	2021	DULUTH TRANSIT AUTHORITY	SECT 5307: DULUTH CAPITAL BUS STOP/STATION/ TERMINAL UPDATES	0.00	B9	TRANSIT GRANT CAP IMP (NON-VEHICLE)	FTA	50,000	-	-	40,000	-	-	10,000
144	BB	TRF-0016-21C	2021	DULUTH TRANSIT AUTHORITY	SECT 5307: DULUTH TRANSIT AUTHORITY; TECHNOLOGY UPDATES	0.00	B9	TRANSIT GRANT CAP IMP (NON-VEHICLE)	FTA	100,000	-	-	80,000	-	-	20,000
145	BB	TRF-0016-21D	2021	DULUTH TRANSIT AUTHORITY	SECT 5307: DULUTH TRANSIT AUTHORITY; FUEL TANK REPLACEMENT	0.00	B9	TRANSIT GRANT CAP IMP (NON-VEHICLE)	FTA	700,000	-	-	560,000	-	-	140,000
146	BB	TRF-0016-21E	2021	DULUTH TRANSIT AUTHORITY	DULUTH DIAL-A-RIDE TRANSIT OPERATING ASSISTANCE	0.00	TR	TRANSIT OPERATIONS	LF	1,400,000	-	-	-	-	-	1,400,000
147	BB	TRF-0016-21F	2021	DULUTH TRANSIT AUTHORITY	SECT 5307: DULUTH; PREVENTIVE MAINTENANCE	0.00	B9	TRANSIT OPERATIONS	FTA	1,000,000	-	-	1,000,000	-	-	-
148	BB	TRF-0016-21G	2021	DULUTH TRANSIT AUTHORITY	SECT 5307: DULUTH TRANSIT AUTHORITY;BUS SUPPORT EQUIPMENT/FACILITY REHABILITATION	0.00	B9	TRANSIT GRANT CAP IMP (NON-VEHICLE)	FTA	100,000	-	-	80,000	-	-	20,000
149	BB	TRS-0016-21T	2021	DULUTH TRANSIT AUTHORITY	DULUTH TRANSIT AUTHORITY; PURCHASE NINE (9) STANDARD 40 FT REPLACEMENT BUSES	0.00	TR	TRANSIT VEHICLE PURCHASE	STBGP	4,695,000	3,756,000	-	-	-	-	939,000
156	CSAH 56	069-656-018	2021	ST. LOUIS COUNTY	CSAH 56 , MORRIS THOMAS RD, IN HERMANTOWN AT JCT US 2 TO JCT PIEDMONT AVE IN DULUTH BITUMINOUS RESURFACING, CULVERTS	5.70	RD	MILL AND OVERLAY	STBGP	2,250,000	1,285,000	-	-	-	-	965,000
157	Local 999	088-070-067	2021	LOCAL	D1 MULTI-COUNTY VARIOUS LOCATIONS. INSTALL 6 INCH WET REFLECTIVE EDGELINE STRIPING. (ASSOC 009-070-008, 031-070-008, 069-070-041)	0.00	SH	STRIPING	HSIP	778,000	700,000	-	-	-	-	78,000
159	MSAS 118	118-118-005	2021	DULUTH	MSAS 118 RAILROAD ST IN DULUTH FR. 5TH AVE W. TO CANAL PARK DRIVE. BITUMINOUS RESURFACING, STORM SEWER, CURB & GUTTER, SIDEWALKS	0.44	RD	MILL AND OVERLAY	STBGP	1,717,150	1,285,000	-	-	-	-	432,150
171	MN 23	6910-102	2021	MNDOT	MN 23 IN DULUTH 0.1 MI. S. JCT CSAH 3 BECKS RD. US STEEL CREEK CULVERT REPAIR. (TIED 6910-103)	0.10	DR	CULVERT REHAB	SF	1,100,000	-	-	-	1,100,000	-	-
172	MN 23	6910-103	2021	MNDOT	MN 23 IN DULUTH 0.16 MI. S. SPRING ST. GOGEBIC CREEK CULVERT REPAIR. (TIED 6910-102)	0.11	DR	CULVERT REHAB	SF	1,100,000	-	-	-	1,100,000	-	-
177	I 35	6982-319	2021	MNDOT	IN DULUTH I-35 FROM JCT GARFIELD AVE TO JCT MN 194. DRAINAGE IMPROVEMENTS & FREEWAY FENCING.	0.42	DR	EROSION REPAIR	SF	200,000	-	-	-	200,000	-	-

SFY 2019-2022 STATE TRANSPORTATION IMPROVEMENT PROGRAM (STIP)

SORT BY: ATP, YEAR, TRANSIT, RAIL, LOCAL SP, MNDOT SP, SETASIDE

DULUTH-SUPERIOR METROPOLITAN INTERSTATE COUNCIL																
SEQ#	ROUTE SYSTEM	PROJECT NUMBER (SP)	YEAR	AGENCY	PROJECT DESCRIPTION	MILE	PRGM	WORK TYPE	PROPOSED FUND	STIP TOTAL	FHWA	AC	FTA	TH	BOND	OTHER
178	I 35	6982-322CMG3	2021	MN	**17NEW** TWIN PORTS INTERCHANGE, GMGC DELIVERY COST IN FY2021		MC	RECONST.	SF	1,700,000	-	-	-	1,700,000	-	-
179	I 35	6982-322WP2	2021	MN	**17NEW**CHAP3** TWIN PORTS INTERCHANGE, INCLUDING 6 BRIDGES 69802, AND A-E WORK PACKAGE #2		MC	RECONST.	NHPP BF	117,900,000	29,490,000	-	-	88,410,000	-	-
180	I 35	6982-324	2021	MNDOT	- I-35 IN DULUTH 0.2 MI. N. JCT LAKE AVE. REPAIR DRAINAGE SYSTEM UNDER LAKEWALK TO OUTLET AT LAKE SUPERIOR	0.10	DR	CULVERT REHAB	SF	1,100,000	-	-	-	1,100,000	-	-
181	I 35	6982-327	2021	MNDOT	**ITS**I-35 IN DULUTH FROM JCT MESABA AVE TO JCT LONDON RD/26TH AVE E. EXTEND FIBER OPTIC CABLE AND ADD ADDITIONAL TRAFFIC CAMERAS.	3.35	TM	TRAFFIC MANAGEMENT SYSTEM	NHPP	425,000	382,500	-	-	42,500	-	-
Total										150,355,150	36,898,500	-	2,760,000	93,652,500	-	17,044,150

SFY 2019-2022 STATE TRANSPORTATION IMPROVEMENT PROGRAM (STIP)

SORT BY: ATP, YEAR, TRANSIT, RAIL, LOCAL SP, MNDOT SP, SETASIDE

DULUTH-SUPERIOR METROPOLITAN INTERSTATE COUNCIL																
SEQ#	ROUTE SYSTEM	PROJECT NUMBER (SP)	YEAR	AGENCY	PROJECT DESCRIPTION	MILE	PRGM	WORK TYPE	PROPOSED FUND	STIP TOTAL	FHWA	AC	FTA	TH	BOND	OTHER
192	BB	TRF-0016-22A	2022	DULUTH TRANSIT AUTHORITY	DULUTH DIAL-A-RIDE TRANSIT OPERATING ASSISTANCE	0.00	TR	TRANSIT OPERATIONS	LF	1,500,000	-	-	-	-	-	1,500,000
193	BB	TRF-0016-22B	2022	DULUTH TRANSIT AUTHORITY	SECT 5307: DULUTH OPERATING ASSISTANCE - REGULAR ROUTE	0.00	B9	TRANSIT OPERATIONS	FTA	14,130,000	-	-	1,000,000	-	-	13,130,000
194	BB	TRF-0016-22C	2022	DULUTH TRANSIT AUTHORITY	SECT 5307: DULUTH; PREVENTIVE MAINTENANCE	0.00	B9	TRANSIT OPERATIONS	FTA	1,000,000	-	-	1,000,000	-	-	-
195	BB	TRF-0016-22D	2022	DULUTH TRANSIT AUTHORITY	SECT 5307: DULUTH CAPITAL BUS SUPPORT EQUIPMENT/FACILITY REHABILITATION	0.00	B9	TRANSIT GRANT CAP IMP (NON-VEHICLE)	FTA	50,000	-	-	40,000	-	-	10,000
196	BB	TRF-0016-22E	2022	DULUTH TRANSIT AUTHORITY	SECT 5307: DULUTH CAPITAL BUS STOP/STATION/TERMINAL UPDATES	0.00	B9	TRANSIT GRANT CAP IMP (NON-VEHICLE)	FTA	50,000	-	-	40,000	-	-	10,000
197	BB	TRF-0016-22F	2022	DULUTH TRANSIT AUTHORITY	SECT 5307: DULUTH CAPITAL TECHNOLOGY UPDATES	0.00	B9	TRANSIT GRANT CAP IMP (NON-VEHICLE)	FTA	50,000	-	-	40,000	-	-	10,000
198	BB	TRF-0016-22G	2022	DULUTH TRANSIT AUTHORITY	SECT 5307: DULUTH TRANSIT AUTHORITY; ADMIN/MAINT FACILITY ROOF REHABILITATION	0.00	B9	TRANSIT GRANT CAP IMP (NON-VEHICLE)	FTA	300,000	-	-	240,000	-	-	60,000
199	BB	TRS-0016-22T	2022	DULUTH TRANSIT AUTHORITY	DULUTH TRANSIT AUTHORITY; PURCHASE THREE (3) STANDARD 40 FT REPLACEMENT BUSES	0.00	TR	TRANSIT VEHICLE PURCHASE	STBGP	1,650,000	1,320,000	-	-	-	-	330,000
206	LOCAL	069-060-002	2022	ST. LOUIS COUNTY	FRENCH RIVER WAYSIDE REHABILITATION	0.08	EN	IMPROVE EXISTING TRAIL	STBGTAP	600,000	480,000	-	-	-	-	120,000
207	LOCAL	069-070-043	2022	ST. LOUIS COUNTY	ST LOUIS COUNTYWIDE SAFETY IMPROVEMENTS. 6" EDGELINES	0.00	SH	PAVEMENT MARKINGS	HSIP	70,000	63,000	-	-	-	-	7,000
212	CSAH 9	069-609-047	2022	ST. LOUIS COUNTY	CSAH 9 FROM ANOKA ST TO ARROWHEAD RD IN DULUTH, BIT MILL & OVERLAY	0.00	RD	BITUMINOUS OVERLAY	STBGP	1,218,750	650,000	-	-	-	-	568,750
213	CSAH 37	069-637-025	2022	ST. LOUIS COUNTY	CSAH 37 FROM WOODLAND AVE TO GLENWOOD AVE IN DULUTH, ROUNDABOUT, BIT MILL & OVERLAY	0.00	RD	ROUNDABOUT	STBGP	1,050,000	690,000	-	-	-	-	360,000
216	MSAS 157	118-157-023	2022	DULUTH	WOODLAND AVE FROM 200 FT SOUTH OF ARROWHEAD RD TO ARROWHEAD RD IN DULUTH, CONC SIDEWALK, CURB RAMPS, TRAFFIC SIGNAL INSTALLATION	0.00	RD	SIDEWALKS	STBGP	93,750	75,000	-	-	-	-	18,750
217	MSAS 160	118-160-024	2022	DULUTH	ARROWHEAD RD FROM DODGE AVE TO WOODLAND AVE IN DULUTH, BIT MILL & OVERLAY, CURB & GUTTER, CONC SIDEWALK, TRAFFIC CONTROL, CURB RAMPS, TRAFFIC SIGNAL REVISION & INSTALLATION	0.00	RD	BITUMINOUS OVERLAY	STBGP	925,000	665,000	-	-	-	-	260,000

SFY 2019-2022 STATE TRANSPORTATION IMPROVEMENT PROGRAM (STIP)

SORT BY: ATP, YEAR, TRANSIT, RAIL, LOCAL SP, MNDOT SP, SETASIDE

DULUTH-SUPERIOR METROPOLITAN INTERSTATE COUNCIL																
SEQ#	ROUTE SYSTEM	PROJECT NUMBER (SP)	YEAR	AGENCY	PROJECT DESCRIPTION	MILE	PRGM	WORK TYPE	PROPOSED FUND	STIP TOTAL	FHWA	AC	FTA	TH	BOND	OTHER
218	MSAS 162	118-162-016	2022	DULUTH	GLENWOOD ST FROM 500 FT EAST OF JCT SNIVELY RD/GLENWOOD ST, TO JCT SNIVELY RD/GLENWOOD ST, RECONSTRUCTION, ROUNDABOUT, CONC SIDEWALK, AGG BASE, BIT BASE, CURB & GUTTER	0.00	RD	ROUNDABOUT	STBGP	375,000	300,000	-	-	-	-	75,000
219	MSAS 163	118-163-004	2022	DULUTH	IN DULUTH, RECONSTRUCTION, ROUNDABOUT, CURB & GUTTER CONC SIDEWALK FROM 500 FT W JCT OF SNIVELY RD-GLENWOOD ST TO JCT SNIVELY RD-GLENWOOD ST	0.20	RD	ROUNDABOUT	STBGP	375,000	300,000	-	-	-	-	75,000
230	MN 61	3804-61	2022	MNDOT	**ELLA**SPP**MN 61 EXPRESSWAY NB&SB FROM 0.1 MI. S. KNIFE RIVER TO 0.2 MI. S CSAH 61, SCENIC DR, MILL & OVERLAY (ASSOC 6926-55)	6.81	RS	MILL AND OVERLAY	NHPP	5,500,000	4,400,000	-	-	1,100,000	-	-
235	US 53	6916-113	2022	MNDOT	JCT US 53/MN 194/LINDAHL RD CONSTRUCT REDUCED CONFLICT INTERSECTION (ASSOC.6932-14)	0.01	SH	CHANNELIZATION	HSIP	750,000	675,000	-	-	75,000	-	-
237	MN 194	6932-14	2022	MNDOT	MN 194, JCT US 2 TO W. JCT US 53. MILL & OVERLAY, CONSTRUCT ROUNDABOUT AT CSAH 13/MIDWAY RD. & CONSTRUCT REDUCED CONFLICT INTERSECTION JCT US 53/MN 194/LINDAHL RD (ASSOC. 6916-113)	7.64	RS	MILL AND OVERLAY	NHPP	3,950,000	3,160,000	-	-	790,000	-	-
240	I 35	6982-318	2022	MNDOT	**SPP** I 35, IN PROCTOR AT THOMPSON HILL, FROM 0.51 SO. BOUNDARY AVE. TO N END BRIDGE NO. 69879 OVER MN 23, RECONSTRUCT PAVEMENT.	2.69	RC	CONCRETE PAVEMENT REPAIR	NHPP	13,000,000	11,700,000	-	-	1,300,000	-	-
241	I 35	6982-322CMG4	2022	MN	**17NEW** TWIN PORTS INTERCHANGE, GMGC DELIVERY COST IN FY2022		MC	RECONST.	SF	1,700,000	-	-	-	1,700,000	-	-
Total										48,337,500	24,478,000	-	2,360,000	4,965,000	-	16,534,500

SFY 2019-2022 STATE TRANSPORTATION IMPROVEMENT PROGRAM (STIP)

SORT BY: ATP, YEAR, TRANSIT, RAIL, LOCAL SP, MNDOT SP, SETASIDE

GRAND FORKS-EAST GRAND FORKS METROPOLITAN PLANNING ORGANIZATION																
SEQ#	ROUTE SYSTEM	PROJECT NUMBER (SP)	YEAR	AGENCY	PROJECT DESCRIPTION	MILE	PRGM	WORK TYPE	PROPOSED FUND	STIP TOTAL	FHWA	AC	FTA	TH	BOND	OTHER
253	BB	TRF-0018-19A	2019	EAST GRAND FORKS	EAST GRAND FORKS DAR TRANSIT OPERATING ASSISTANCE		TR	TRANSIT OPERATIONS	LF	69,000	-	-	-	-	-	69,000
254	BB	TRF-0018-19B	2019	EAST GRAND FORKS	SECT 5307: EAST GRAND FORKS FIXED ROUTE TRANSIT OPERATING ASSISTANCE		B9	TRANSIT OPERATIONS	FTA	360,000	-	-	89,000	-	-	271,000
255	BB	TRF-0018-19C	2019	EAST GRAND FORKS	SECT 5307: EAST GRAND FORKS FARE COLLECTION EQUIPMENT (MOBILE)		B9	TRANSIT GRANT CAP IMP (NON-VEHICLE)	FTA	220,000	-	-	176,000	-	-	44,000
256	BB	TRF-0018-19ZO	2019	EAST GRAND FORKS	EAST GRAND FORKS; SFY 2019 GREATER MN NEW SERVICE EXPANSION OPERATING FUNDS (7/1/18- 6/30/19)		TR	TRANSIT OPERATIONS	LF	230,000	-	-	-	-	-	230,000
Total										879,000	-	-	265,000	-	-	614,000

SFY 2019-2022 STATE TRANSPORTATION IMPROVEMENT PROGRAM (STIP)

SORT BY: ATP, YEAR, TRANSIT, RAIL, LOCAL SP, MNDOT SP, SETASIDE

GRAND FORKS-EAST GRAND FORKS METROPOLITAN PLANNING ORGANIZATION																
SEQ#	ROUTE SYSTEM	PROJECT NUMBER (SP)	YEAR	AGENCY	PROJECT DESCRIPTION	MILE	PRGM	WORK TYPE	PROPOSED FUND	STIP TOTAL	FHWA	AC	FTA	TH	BOND	OTHER
309	BB	TRF-0018-20A	2020	EAST GRAND FORKS	EAST GRAND FORKS DAR TRANSIT OPERATING ASSISTANCE		TR	TRANSIT OPERATIONS	LF	70,000	-	-	-	-	-	70,000
310	BB	TRF-0018-20B	2020	EAST GRAND FORKS	SECT 5307: EAST GRAND FORKS FIXED ROUTE TRANSIT OPERATING ASSISTANCE		B9	TRANSIT OPERATIONS	FTA	525,000	-	-	90,000	-	-	435,000
311	BB	TRF-0018-20C	2020	EAST GRAND FORKS	SECT 5307: EAST GRAND FORKS; SUPPORT EQUIP/ FACILITIES-EQUIPMENT		B9	TRANSIT GRANT CAP IMP (NON-VEHICLE)	FTA	200,000	-	-	160,000	-	-	40,000
Total										795,000	-	-	250,000	-	-	545,000

SFY 2019-2022 STATE TRANSPORTATION IMPROVEMENT PROGRAM (STIP)

SORT BY: ATP, YEAR, TRANSIT, RAIL, LOCAL SP, MNDOT SP, SETASIDE

GRAND FORKS-EAST GRAND FORKS METROPOLITAN PLANNING ORGANIZATION																
SEQ#	ROUTE SYSTEM	PROJECT NUMBER (SP)	YEAR	AGENCY	PROJECT DESCRIPTION	MILE	PRGM	WORK TYPE	PROPOSED FUND	STIP TOTAL	FHWA	AC	FTA	TH	BOND	OTHER
345	BB	TRF-0018-21A	2021	EAST GRAND FORKS	EAST GRAND FORKS DAR TRANSIT OPERATING ASSISTANCE		TR	TRANSIT OPERATIONS	FTA	71,000	-	-	-	-	-	71,000
346	BB	TRF-0018-21B	2021	EAST GRAND FORKS	SECT 5307: EAST GRAND FORKS FIXED ROUTE TRANSIT OPERATING ASSISTANCE		B9	TRANSIT OPERATIONS	FTA	546,000	-	-	94,000	-	-	452,000
347	BB	TRF-0018-21C	2021	EAST GRAND FORKS	SECT 5339: EAST GRAND FORKS PURCHASE ONE (1) CLASS 500 REPLACEMENT VEHICLE		BB	TRANSIT VEHICLE PURCHASE	FTA	165,000	-	-	132,000	-	-	33,000
356	LOCAL 999	119-591-006	2021	EAST GRAND FORKS	EAST GRAND FORKS, SAFE ROUTES TO SCHOOL, SIDEWALK EXTENSIONS ON 20TH AVE SE AND 13TH ST SE (CAPPED \$137,000)	0.00	EN	SIDEWALKS	STBG TAP	171,250	137,000	-	-	-	-	34,250
357	LOCAL 999	119-591-007	2021	EAST GRAND FORKS	EAST GRAND FORKS, SAFE ROUTES TO SCHOOL, TRAINING AND SUPPLIES, NON-INFRASTRUCTURE (CAPPED \$30,000)	0.00	EN	EDUCATION AND SAFETY	STBG TAP	37,500	30,000	-	-	-	-	7,500
366	US 2	6001-61	2021	MNDOT	**SPP**AB** US 2, WBL - FROM 0.5 MILES W OF THE W JCT OF MN 220 (EAST GRAND FORKS) TO 0.3 MI E OF POLK CSAH 15 (FISHER), CRACK & OVERLAY	14.60	RS	CRACK AND OVERLAY	NHPP	10,800,000	8,640,000	-	-	2,160,000	-	-
Total										11,790,750	8,807,000	-	226,000	2,160,000	-	597,750

SFY 2019-2022 STATE TRANSPORTATION IMPROVEMENT PROGRAM (STIP)

SORT BY: ATP, YEAR, TRANSIT, RAIL, LOCAL SP, MNDOT SP, SETASIDE

GRAND FORKS-EAST GRAND FORKS METROPOLITAN PLANNING ORGANIZATION																
SEQ#	ROUTE SYSTEM	PROJECT NUMBER (SP)	YEAR	AGENCY	PROJECT DESCRIPTION	MILE	PRGM	WORK TYPE	PROPOSED FUND	STIP TOTAL	FHWA	AC	FTA	TH	BOND	OTHER
377	BB	TRF-0018-22A	2022	EAST GRAND FORKS	EAST GRAND FORKS DAR TRANSIT OPERATING ASSISTANCE		TR	TRANSIT OPERATIONS	LF	72,000	-	-	-	-	-	72,000
378	BB	TRF-0018-22B	2022	EAST GRAND FORKS	SECT 5307: EAST GRAND FORKS FIXED ROUTE TRANSIT OPERATING ASSISTANCE		B9	TRANSIT OPERATIONS	FTA	562,000	-	-	97,000	-	-	465,000
379	BB	TRF-0018-22D	2022	EAST GRAND FORKS	SECT 5307: EAST GRAND FORKS; PURCHASE CARD VENDING EQUIPMENT		B9	TRANSIT GRANT CAP IMP (NON-VEHICLE)	FTA	250,000	-	-	200,000	-	-	50,000
380	BB	TRS-0018-22T	2022	EAST GRAND FORKS	EAST GRAND FORKS PURCHASE ONE (1) CLASS 500 REPLACEMENT BUS		TR	TRANSIT VEHICLE PURCHASE	STBGP	180,000	144,000	-	-	-	-	36,000
385	City	119-119-013	2022	EAST GRAND FORKS	INTERSECTION OF BYGLAND ROAD & RHINEHART DRIVE, ROUNDABOUT CONSTRUCTION (CAPPED \$860,000) (ASSOCIATED SP 119-129-003)	0.30	RC	ROUNDABOUT	STBGP	1,670,000	860,000	-	-	-	-	810,000
Total											1,004,000	-	297,000	-	-	1,433,000

SFY 2019-2022 STATE TRANSPORTATION IMPROVEMENT PROGRAM (STIP)

SORT BY: ATP, YEAR, TRANSIT, RAIL, LOCAL SP, MNDOT SP, SETASIDE

SAINT CLOUD AREA PLANNING ORGANIZATION																
SEQ#	ROUTE SYSTEM	PROJECT NUMBER (SP)	YEAR	AGENCY	PROJECT DESCRIPTION	MILE	PRGM	WORK TYPE	PROPOSED FUND	STIP TOTAL	FHWA	AC	FTA	TH	BOND	OTHER
407	BB	TRF-0048-19A	2019	METRO BUS	SECT 5307: ST. CLOUD MTC; OPERATING ASSISTANCE	0.00	B9	TRANSIT OPERATIONS	FTA	9,300,000	-	-	1,340,000	-	-	7,960,000
408	BB	TRF-0048-19B	2019	METRO BUS	SECT 5307: ST. CLOUD MTC; PREVENTIVE MAINTENANCE	0.00	B9	TRANSIT OPERATIONS	FTA	1,200,000	-	-	960,000	-	-	240,000
409	BB	TRF-0048-19C	2019	METRO BUS	SECT 5307: ST. CLOUD MTC;OFFICE EQUIP, IT, & COMMUNICATION PROJECTS	0.00	B9	TRANSIT GRANT CAP IMP (NON-VEHICLE)	FTA	593,000	-	-	474,400	-	-	118,600
410	BB	TRF-0048-19D	2019	METRO BUS	SECT 5307: ST. CLOUD MTC; CAPITAL MAINTENANCE TOOLS & EQUIPMENT	0.00	B9	TRANSIT GRANT CAP IMP (NON-VEHICLE)	FTA	15,000	-	-	12,000	-	-	3,000
411	BB	TRF-0048-19E	2019	METRO BUS	SECT 5307: ST. CLOUD MTC; CAPITAL BUS SHELTER AMENITIES	0.00	B9	TRANSIT GRANT CAP IMP (NON-VEHICLE)	FTA	25,000	-	-	20,000	-	-	5,000
412	BB	TRF-0048-19G	2019	METRO BUS	SECT 5307: ST. CLOUD MTC;FACILITY IMPROVEMENTS	0.00	B9	TRANSIT GRANT CAP IMP (NON-VEHICLE)	FTA	250,000	-	-	200,000	-	-	50,000
413	BB	TRF-0048-19H	2019	METRO BUS	SECT 5307: ST. CLOUD MTC; CNG CANOPY PHASE II	0.00	B9	TRANSIT GRANT CAP IMP (NON-VEHICLE)	FTA	175,000	-	-	140,000	-	-	35,000
414	BB	TRF-0048-19K	2019	METRO BUS	ST. CLOUD MTC; NORTHSTAR COMMUTER OPERATING	0.00	TR	TRANSIT OPERATIONS	LF	1,100,000	-	-	-	-	-	1,100,000
415	BB	TRF-0048-19L	2019	METRO BUS	ST. CLOUD MTC; PARATRANSIT OPERATING	0.00	TR	TRANSIT OPERATIONS	LF	4,400,000	-	-	-	-	-	4,400,000
416	BB	TRF-0048-19M	2019	METRO BUS	SECT 5307: ST. CLOUD MTC; FARE COLLECTION SYSTEM UPGRADE	0.00	B9	TRANSIT GRANT CAP IMP (NON-TRANSIT)	FTA	700,000	-	-	560,000	-	-	140,000
417	BB	TRF-0048-19ZO	2019	METRO BUS	ST. CLOUD; SFY 2019 GREATER MN NEW SERVICE EXPANSION OPERATING FUNDS (7/1/18-6/30/19)	0.00	TR	TRANSIT OPERATIONS	LF	239,000	-	-	-	-	-	239,000
418	BB	TRS-0048-19T	2019	METRO BUS	ST. CLOUD MTC; PURCHASE 9 (CLASS 400) <30 FT. REPLACEMENT CNG DAR BUSES	0.00	TR	TRANSIT VEHICLE PURCHASE	STBGP	1,890,000	1,320,000	-	-	-	-	570,000
421	RR	73-00137	2019	MNDOT	NLR RR, INSTALL GATES AT CSAH 134, RIDGEWOOD RD, ST CLOUD, STEARNS COUNTY	0.00	SR	RAILROADS	RRS	200,000	180,000	-	-	-	-	20,000
422	RR	73-00138	2019	MNDOT	NLR RR, UPGRADE EXISTING SIGNAL EQUIPMENT AT MSAS 102, 2ND AVE N, WAITE PARK, STEARNS COUNTY	0.00	SR	RAILROADS	RRS	350,000	5,000	-	-	-	-	345,000
426	CSAH 3	005-603-029AC	2019	BENTON COUNTY	**AC** BENTON CSAH 3, FROM BENTON DR TO TH 10, ROADWAY EXPANSION, INCL BIKE/PED TRAIL PROJECT (AC PAYBACK 1 OF 1)	0.00	RC	NEW PAVEMENT	STBGP	186,823	186,823	-	-	-	-	-
440	LOCAL 999	073-070-020	2019	STEARNS COUNTY	COUNTYWIDE, IMPROVE INTERSECTION LIGHTING ON MULTIPLE STEARNS COUNTY ROADS	0.00	SH	LIGHTINGS	HSIP	237,500	213,750	-	-	-	-	23,750

SFY 2019-2022 STATE TRANSPORTATION IMPROVEMENT PROGRAM (STIP)

SORT BY: ATP, YEAR, TRANSIT, RAIL, LOCAL SP, MNDOT SP, SETASIDE

SAINT CLOUD AREA PLANNING ORGANIZATION																
SEQ#	ROUTE SYSTEM	PROJECT NUMBER (SP)	YEAR	AGENCY	PROJECT DESCRIPTION	MILE	PRGM	WORK TYPE	PROPOSED FUND	STIP TOTAL	FHWA	AC	FTA	TH	BOND	OTHER
441	LOCAL 999	073-070-022	2019	STEARNS COUNTY	STEARNS COUNTY, SIGNAL CONFIRMATION LIGHTS ON MULTIPLE STEARNS COUNTY ROADS	0.00	SH	TRAFFIC SIGNAL REVISION	HSIP	55,000	49,500	-	-	-	-	5,500
444	CSAH 75	073-675-037AC1	2019	STEARNS COUNTY	**AC** STEARNS CSAH 75, FROM OLD COLLEGEVILLE ROAD TO CSAH 81 IN STEARNS COUNTY, RESURFACING (AC PAYBACK 1 OF 3)	5.70	RS	BITUMINOUS OVERLAY	STBGP	631,828	631,828	-	-	-	-	-
445	CSAH 75	073-675-039	2019	STEARNS COUNTY	**AC** CSAH 75, FROM 0.1 MILES S OF 33RD ST S TO 0.1 MILES N OF 33RD ST S IN ST CLOUD, INTERSECTION IMPROVEMENTS (AC PROJECT, PAYBACK IN 2020 & 2021)	0.30	SC	TURN LANES	STBGP	199,114	-	329,628	-	-	-	199,114
454	PED/BIKE	162-090-008	2019	ST. CLOUD	CONSTRUCT TRAIL ALONG 33RD STREET FROM STEARNS CR 47 TO STEARNS CR 136 IN ST. CLOUD	1.00	EN	NEW TRAIL	STBGTP	590,000	249,400	-	-	-	-	340,600
455	MSAS 151	162-151-003AC	2019	ST. CLOUD	**AC** ST CLOUD MSAS 151, EXPANSION OF TWO-LANE UNDIVIDED ROADWAY (33RD STREET SOUTH) TO A FOUR-LANE DIVIDED ROADWAY WITH SIDEWALK AND TRAIL AMENITIES FROM SOUTHWAY DRIVE TO COOPER AVENUE (AC PAYBACK 1 OF 1)	0.60	MC	NEW PAVEMENT	STBGP	1,671,593	1,671,593	-	-	-	-	-
456	PED/BIKE	220-591-005	2019	SARTELL	CONSTRUCT SRTS INFRASTRUCTURE IMPROVEMENTS ALONG 7TH ST N AND 5TH ST N IN SARTELL	0.30	EN	PED RAMPS (ADA IMP)	STBGTP	248,970	199,176	-	-	-	-	49,794
472	MN 15	7303-50	2019	MNDOT	MN 15, FROM JCT MN 55 IN KIMBALL TO 66TH AVE IN ST AUGUSTA, FULL DEPTH RECLAIM	11.80	RD	BITUMINOUS RECLAMATION	NHPP	6,200,000	4,960,000	-	-	1,240,000	-	-
473	I 94	7380-246	2019	MNDOT	**SPP** I-94, NEAR COLLEGEVILLE, REHAB/REDECK AT BRIDGE #73872 AT STEARNS COUNTY CR 159 OVER I-94	0.00	BI	BRIDGE REPAIR	NHPP	1,501,000	1,350,900	-	-	150,100	-	-
480	MN 999	8823-338	2019	MNDOT	**IDIQ** DISTRICTWIDE MILL AND OVERLAY AT VARIOUS LOCATIONS (MINIMUM CONTRACT \$3,000,000/MAXIMUM CONTRACT \$10,000,000, EXPIRATION DATE: AUGUST 24,2020)	0.00	AM	PREVENTIVE MAINTENANCE	SF	3,000,000	-	-	-	3,000,000	-	-
482	MN 999	8803-AM-19	2019	MNDOT	DISTRICTWIDE SETASIDE - LOCAL PARTNERSHIP PROGRAM (LPP) - 2019	0.00	AM	COOP. CONST. AGREEMENT	SF	1,430,000	-	-	-	1,430,000	-	-
483	MN 999	8803-CA-19	2019	MNDOT	DISTRICTWIDE SETASIDE - EXTERNAL PROJECT DEVELOPMENT - 2019	0.00	CA	MISCELLANEOUS	SF	3,500,000	-	-	-	3,500,000	-	-
484	MN 999	8803-CA-19A	2019	MNDOT	**17NEW** DISTRICTWIDE SETASIDE - PROJECT DEVELOPMENT - 2019	0.00	CA	MISCELLANEOUS	SF	1,295,000	-	-	-	1,295,000	-	-

SFY 2019-2022 STATE TRANSPORTATION IMPROVEMENT PROGRAM (STIP)

SORT BY: ATP, YEAR, TRANSIT, RAIL, LOCAL SP, MNDOT SP, SETASIDE

SAINT CLOUD AREA PLANNING ORGANIZATION																
SEQ#	ROUTE SYSTEM	PROJECT NUMBER (SP)	YEAR	AGENCY	PROJECT DESCRIPTION	MILE	PRGM	WORK TYPE	PROPOSED FUND	STIP TOTAL	FHWA	AC	FTA	TH	BOND	OTHER
485	MN 999	8803-MA-19	2019	MNDOT	DISTRICTWIDE SETASIDE - MISC AGREEMENTS - 2019	0.00	MA	MISCELLANEOUS	SF	400,000	-	-	-	400,000	-	-
486	MN 999	8803-PD-19	2019	MNDOT	DISTRICTWIDE SETASIDE - INTERNAL PROJECT DEVELOPMENT - 2019	0.00	CA	MISCELLANEOUS	SF	1,650,000	-	-	-	1,650,000	-	-
487	MN 999	8803-PM-19	2019	MNDOT	DISTRICTWIDE SETASIDE - PREVENTATIVE MAINTENANCE - 2019	0.00	PM	PREVENTIVE MAINTENANCE	SF	2,500,000	-	-	-	2,500,000	-	-
488	MN 999	8803-RB-19	2019	MNDOT	DISTRICTWIDE SETASIDE - LANDSCAPING - 2019	0.00	RB	LANDSCAPE PARTNERSHIP	SF	30,000	-	-	-	30,000	-	-
489	MN 999	8803-RW-19	2019	MNDOT	DISTRICTWIDE SETASIDE - RIGHT OF WAY - 2019	0.00	RW	RIGHT OF WAY	SF	3,000,000	-	-	-	3,000,000	-	-
490	MN 999	8803-RX-19	2019	MNDOT	DISTRICTWIDE SETASIDE - MISC ROAD & BRIDGE REPAIR (BARC) - 2019	0.00	RX	ROAD REPAIR	SF	2,500,000	-	-	-	2,500,000	-	-
491	MN 999	8803-SA-19	2019	MNDOT	DISTRICTWIDE SETASIDE - SUPPLEMENTAL AGREEMENTS - 2019	0.00	SA	SUPP. AGREE & COST OVERRUNS	SF	4,000,000	-	-	-	4,000,000	-	-
492	MN 999	8803-SC-19	2019	MNDOT	DISTRICTWIDE SETASIDE - SAFETY IMPROVEMENTS - 2019	0.00	SC	TRAFFIC MGMT. SYSTEM	SF	800,000	-	-	-	800,000	-	-
Total										56,063,828	11,017,970	329,628	3,706,400	25,495,100	-	15,844,358

SFY 2019-2022 STATE TRANSPORTATION IMPROVEMENT PROGRAM (STIP)

SORT BY: ATP, YEAR, TRANSIT, RAIL, LOCAL SP, MNDOT SP, SETASIDE

SAINT CLOUD AREA PLANNING ORGANIZATION																
SEQ#	ROUTE SYSTEM	PROJECT NUMBER (SP)	YEAR	AGENCY	PROJECT DESCRIPTION	MILE	PRGM	WORK TYPE	PROPOSED FUND	STIP TOTAL	FHWA	AC	FTA	TH	BOND	OTHER
493	BB	TRF-0048-20	2020	METRO BUS	SECT 5307: ST. CLOUD MTC; OPERATING ASSISTANCE	0.00	B9	TRANSIT OPERATIONS	FTA	9,400,000	-	-	1,340,000	-	-	8,060,000
494	BB	TRF-0048-20B	2020	METRO BUS	SECT 5307: ST. CLOUD MTC; OFFICE EQUIP, IT, & COMMUNICATION PROJECTS	0.00	B9	TRANSIT GRANT CAP IMP (NON-VEHICLE)	FTA	35,000	-	-	28,000	-	-	7,000
495	BB	TRF-0048-20C	2020	METRO BUS	SECT 5307: ST. CLOUD MTC; PURCHASE MAINTENANCE TOOLS & EQUIPMENT	0.00	B9	TRANSIT GRANT CAP IMP (NON-VEHICLE)	FTA	15,000	-	-	12,000	-	-	3,000
496	BB	TRF-0048-20D	2020	METRO BUS	SECT 5307: ST. CLOUD MTC; TRANSIT SIGNAL PRIORITY PROJECTS	0.00	B9	TRANSIT GRANT CAP IMP (NON-VEHICLE)	FTA	30,000	-	-	24,000	-	-	6,000
497	BB	TRF-0048-20E	2020	METRO BUS	SECT 5307: ST. CLOUD MTC; PREVENTIVE MAINTENANCE	0.00	B9	TRANSIT OPERATIONS	FTA	1,200,000	-	-	960,000	-	-	240,000
498	BB	TRF-0048-20F	2020	METRO BUS	ST CLOUD MTC; PARATRANSIT OPERATING	0.00	TR	TRANSIT OPERATIONS	LF	4,500,000	-	-	-	-	-	4,500,000
499	BB	TRF-0048-20G	2020	METRO BUS	ST CLOUD MTC; NORTHSTAR COMMUTER	0.00	TR	TRANSIT OPERATIONS	LF	1,300,000	-	-	-	-	-	1,300,000
500	BB	TRS-0048-20T	2020	METRO BUS	ST CLOUD MTC; PURCHASE <30 FT REPLACEMENT CNG DAR BUSES	0.00	TR	TRANSIT VEHICLE PURCHASE	STBGP	1,150,000	920,000	-	-	-	-	230,000
501	BB	TRS-0048-20TA	2020	METRO BUS	ST CLOUD MTC; PURCHASE (3) STD 35 FT REPLACEMENT CNG FIXED ROUTE BUSES	0.00	TR	TRANSIT VEHICLE PURCHASE	STBGP	2,250,000	1,800,000	-	-	-	-	450,000
502	BB	TRS-0048-20TC	2020	METRO BUS	ST. CLOUD MTC; FARE COLLECTION SYSTEM UPGRADE	0.00	TR	TRANSIT GRANT CAP IMP (NON-VEHICLE)	STBGP	1,000,000	800,000	-	-	-	-	200,000
507	RR	73-00139	2020	MNDOT	NLR RR, INSTALL GATES AT CSAH 138, 54TH AVE N, WAITE PARK, STEARNS COUNTY	0.00	SR	RAILROADS	RRS	240,000	216,000	-	-	-	-	24,000
522	CSAH 75	073-675-037AC2	2020	STEARNS COUNTY	**AC** STEARNS CSAH 75, FROM OLD COLLEGEVILLE ROAD TO CSAH 81 IN STEARNS COUNTY, RESURFACING (AC PAYBACK 2 OF 3)	5.70	RS	BITUMINOUS OVERLAY	STBGP	751,047	751,047	-	-	-	-	-
523	CSAH 75	073-675-039AC1	2020	STEARNS COUNTY	**AC** CSAH 75, FROM 0.1 MILES S OF 33RD ST S TO 0.1 MILES N OF 33RD ST S IN ST CLOUD, INTERSECTION IMPROVEMENTS (AC PROJECT, PAYBACK 1 OF 2)	0.30	SC	TURN LANES	STBGP	180,689	180,689	-	-	-	-	-
524	CSAH 75	073-675-040	2020	STEARNS COUNTY	**AC** STEARNS CSAH 75, FROM 15TH AVE IN WAITE PARK TO PARK AVE IN ST. CLOUD ALONG DIVISION ST, REHABILITATE CONCRETE PAVEMENT (AC PROJECT, PAYBACK IN 2021 & 2022)	1.40	RD	CONCRETE PAVEMENT REHAB	STBGP	458,880	-	641,120	-	-	-	458,880
525	CSAH 120	073-720-004	2020	STEARNS COUNTY	**AC** STEARNS CSAH 120, FROM STEARNS CSAH 4 TO STEARNS CR 134, RESURFACING (AC PROJECT, PAYBACK IN 2021)	1.50	RS	BITUMINOUS OVERLAY	STBGP	199,113	-	300,887	-	-	-	199,113

SFY 2019-2022 STATE TRANSPORTATION IMPROVEMENT PROGRAM (STIP)

SORT BY: ATP, YEAR, TRANSIT, RAIL, LOCAL SP, MNDOT SP, SETASIDE

SAINT CLOUD AREA PLANNING ORGANIZATION																
SEQ#	ROUTE SYSTEM	PROJECT NUMBER (SP)	YEAR	AGENCY	PROJECT DESCRIPTION	MILE	PRGM	WORK TYPE	PROPOSED FUND	STIP TOTAL	FHWA	AC	FTA	TH	BOND	OTHER
533	PED/BIKE	162-090-007	2020	ST. CLOUD	CONSTRUCT BEAVER ISLAND TRAIL PHASE 8 FROM THE EXISTING TRAIL AT ST CLOUD'S WASTE WATER TREATMENT FACILITY TO THE SOUTH ST CLOUD CITY LIMITS	0.00	EN	NEW TRAIL	STBG TAP	600,000	480,000	-	-	-	-	120,000
534	MSAS 109	191-109-006	2020	SAUK RAPIDS	SAUK RAPIDS MSAS 109, FROM SUMMIT AVE S TO US 10, IN SAUK RAPIDS, RECONSTRUCTION BENTON DR INCL ROADWAY, SIDEWALK, DRAINAGE AND LIGHTING	0.00	RC	URBAN RECONST.	STBGP	2,528,678	1,624,703	-	-	-	-	903,975
536	MN 23	0503-90	2020	MNDOT	MN 23, FROM .1 MI W OF CR 1 TO MN 95, MILL AND OVERLAY, INCLUDE CONSTRUCT REDUCED CONFLICT INTERSECTION AT BENTON CSAH 8 EAST OF ST. CLOUD	0.00	SH	MILL AND OVERLAY	NHPP	2,300,000	1,840,000	-	-	460,000	-	-
537	MN 23	0503-90S	2020	MNDOT	MN 23, FROM .1 MI W OF CR 1 TO MN 95, MILL AND OVERLAY, INCLUDE CONSTRUCT REDUCED CONFLICT INTERSECTION AT BENTON CSAH 8 EAST OF ST. CLOUD (HSIP PROJECT)		SH	TURN LANES	HSIP	500,000	450,000	-	-	50,000	-	-
545	194	7380-237	2020	MNDOT	**17NEW**CHAP3**ELLA**1-94, AT MN 23 INTERCHANGE SOUTH OF WAITE PARK, INTERCHANGE SAFETY REVISIONS	0.00	SC	SAFETY IMPROVEMENT	BF	2,200,000	-	-	-	-	2,200,000	-
554	MN 999	8803-AM-20	2020	MNDOT	DISTRICTWIDE SETASIDE - LOCAL PARTNERSHIP PROGRAM (LPP) - 2020	0.00	AM	COOP. CONST. AGREEMENT	SF	1,300,000	-	-	-	1,300,000	-	-
555	MN 999	8803-CA-20	2020	MNDOT	DISTRICTWIDE SETASIDE - EXTERNAL PROJECT DEVELOPMENT - 2020	0.00	CA	MISCELLANEOUS	SF	3,500,000	-	-	-	3,500,000	-	-
556	MN 999	8803-CA-20A	2020	MNDOT	**17NEW** DISTRICTWIDE SETASIDE - PROJECT DEVELOPMENT - 2020	0.00	CA	MISCELLANEOUS	SF	3,992,000	-	-	-	3,992,000	-	-
557	MN 999	8803-MA-20	2020	MNDOT	DISTRICTWIDE SETASIDE - MISC AGREEMENTS - 2020	0.00	MA	MISCELLANEOUS	SF	400,000	-	-	-	400,000	-	-
558	MN 999	8803-PD-20	2020	MNDOT	DISTRICTWIDE SETASIDE - INTERNAL PROJECT DEVELOPMENT - 2020	0.00	CA	MISCELLANEOUS	SF	2,000,000	-	-	-	2,000,000	-	-
559	MN 999	8803-PM-20	2020	MNDOT	DISTRICTWIDE SETASIDE - PREVENTATIVE MAINTENANCE - 2020	0.00	PM	PREVENTIVE MAINTENANCE	SF	3,500,000	-	-	-	3,500,000	-	-
560	MN 999	8803-RB-20	2020	MNDOT	DISTRICTWIDE SETASIDE - LANDSCAPING - 2020	0.00	RB	LANDSCAPE PARTNERSHIP	SF	30,000	-	-	-	30,000	-	-
561	MN 999	8803-RW-20	2020	MNDOT	DISTRICTWIDE SETASIDE - RIGHT OF WAY - 2020	0.00	RW	RIGHT OF WAY	SF	2,000,000	-	-	-	2,000,000	-	-
562	MN 999	8803-RW-20A	2020	MNDOT	**17NEW** DISTRICTWIDE SETASIDE - RIGHT OF WAY - 2020	0.00	RW	RIGHT OF WAY	SF	3,000,000	-	-	-	3,000,000	-	-
563	MN 999	8803-RX-20	2020	MNDOT	DISTRICTWIDE SETASIDE - MISC ROAD & BRIDGE REPAIR (BARC) - 2020	0.00	RX	ROAD REPAIR	SF	2,500,000	-	-	-	2,500,000	-	-

SFY 2019-2022 STATE TRANSPORTATION IMPROVEMENT PROGRAM (STIP)

SORT BY: ATP, YEAR, TRANSIT, RAIL, LOCAL SP, MNDOT SP, SETASIDE

SAINT CLOUD AREA PLANNING ORGANIZATION																
SEQ#	ROUTE SYSTEM	PROJECT NUMBER (SP)	YEAR	AGENCY	PROJECT DESCRIPTION	MILE	PRGM	WORK TYPE	PROPOSED FUND	STIP TOTAL	FHWA	AC	FTA	TH	BOND	OTHER
564	MN 999	8803-SA-20	2020	MNDOT	DISTRICTWIDE SETASIDE - SUPPLEMENTAL AGREEMENTS - 2020	0.00	SA	SUPP. AGREE & COST OVERRUNS	SF	4,100,000	-	-	-	4,100,000	-	-
565	MN 999	8803-SC-20	2020	MNDOT	DISTRICTWIDE SETASIDE - SAFETY IMPROVEMENTS - 2020	0.00	SC	TRAFFIC MGMT. SYSTEM	SF	300,000	-	-	-	300,000	-	-
Total										57,460,407	9,062,439	942,007	2,364,000	27,132,000	2,200,000	16,701,968

SFY 2019-2022 STATE TRANSPORTATION IMPROVEMENT PROGRAM (STIP)

SORT BY: ATP, YEAR, TRANSIT, RAIL, LOCAL SP, MNDOT SP, SETASIDE

SAINT CLOUD AREA PLANNING ORGANIZATION																
SEQ#	ROUTE SYSTEM	PROJECT NUMBER (SP)	YEAR	AGENCY	PROJECT DESCRIPTION	MILE	PRGM	WORK TYPE	PROPOSED FUND	STIP TOTAL	FHWA	AC	FTA	TH	BOND	OTHER
566	BB	TRF-0048-21J	2021	METRO BUS	ST CLOUD MTC - PARATRANSIT OPERATING	0.00	TR	TRANSIT OPERATIONS	LF	4,500,000	-	-	-	-	-	4,500,000
567	BB	TRF-0048-21	2021	METRO BUS	SECT 5307: ST. CLOUD MTC; OPERATING ASSISTANCE	0.00	B9	TRANSIT OPERATIONS	FTA	9,400,000	-	-	1,340,000	-	-	8,060,000
568	BB	TRF-0048-21A	2021	METRO BUS	SECT 5307: ST. CLOUD MTC; BUS SHELTERS	0.00	B9	TRANSIT GRANT CAP IMP (NON-VEHICLE)	FTA	25,000	-	-	20,000	-	-	5,000
569	BB	TRF-0048-21B	2021	METRO BUS	SECT 5307: ST. CLOUD MTC; PURCHASE THREE (3) REPLACEMENT OPERATIONS VEHICLES	0.00	B9	TRANSIT VEHICLE PURCHASE	FTA	120,000	-	-	96,000	-	-	24,000
570	BB	TRF-0048-21C	2021	METRO BUS	SECT 5307: ST. CLOUD MTC; OFFICE EQUIP, IT, & COMMUNICATION PROJECTS	0.00	B9	TRANSIT GRANT CAP IMP (NON-VEHICLE)	FTA	86,500	-	-	69,200	-	-	17,300
571	BB	TRF-0048-21E	2021	METRO BUS	SECT 5307: ST. CLOUD MTC; PREVENTIVE MAINTENANCE	0.00	B9	TRANSIT OPERATIONS	FTA	1,200,000	-	-	960,000	-	-	240,000
572	BB	TRF-0048-21F	2021	METRO BUS	SECT 5307: ST. CLOUD MTC; MAINTENANCE TOOLS AND EQUIPMENT	0.00	B9	TRANSIT GRANT CAP IMP (NON-VEHICLE)	FTA	135,000	-	-	108,000	-	-	27,000
573	BB	TRF-0048-21K	2021	METRO BUS	ST CLOUD MTC; NORTHSTAR COMMUTER	0.00	TR	TRANSIT OPERATIONS	LF	1,300,000	-	-	-	-	-	1,300,000
574	BB	TRF-0048-21L	2021	METRO BUS	ST CLOUD MTC; OPERATIONS FACILITY IMPROVEMENTS	0.00	TR	TRANSIT GRANT CAP IMP (NON-VEHICLE)	LF	1,250,000	-	-	-	-	-	1,250,000
575	BB	TRS-0048-21TA	2021	METRO BUS	ST CLOUD MTC; PURCHASE ONE (1) <30 FT. CNG DAR REPLACEMENT BUS	0.00	TR	TRANSIT VEHICLE PURCHASE	STBGP	230,000	184,000	-	-	-	-	46,000
576	BB	TRS-0048-21TC	2021	METRO BUS	ST CLOUD MTC; PURCHASE TWO (2) <30 FT CNG DAR EXPANSION BUSES	0.00	TR	TRANSIT VEHICLE PURCHASE	STBGP	460,000	368,000	-	-	-	-	92,000
577	CSAH 8	005-070-007	2021	BENTON COUNTY	BENTON CSAH 8, FROM .6 MILES EAST OF MN 23 TO BENTON CR 47 IN ST. CLOUD, RUMBLE STRIPE (TIED TO SP 005-608-009)	1.60	SH	EDGE LINE RUMBLE STRIPS	HSIP	5,250	4,725	-	-	-	-	525
578	CSAH 8	005-608-009	2021	BENTON COUNTY	BENTON CSAH 8, FROM .6 MILES EAST OF MN 23 TO BENTON CR 47 IN ST. CLOUD, RECLAMATION (TIED TO SP 005-070-007)	1.60	RD	BITUMINOUS RECLAMATION	STBGP	650,000	391,152	-	-	-	-	258,848
592	PED/BIKE	073-090-011	2021	STEARNS COUNTY	CONSTRUCT PHASE 3 OF THE ROCORI TRAIL ALONG RR CORRIDOR FROM COLD SPRING TO ROCKVILLE	2.30	EN	NEW TRAIL	STBGTAP	1,663,863	812,270	-	-	-	-	851,593
593	CSAH 75	073-675-037AC3	2021	STEARNS COUNTY	**AC** STEARNS CSAH 75, FROM OLD COLLEGEVILLE ROAD TO CSAH 81 IN STEARNS COUNTY, RESURFACING (AC PAYBACK 3 OF 3)	5.70	RS	BITUMINOUS OVERLAY	STBGP	751,047	751,047	-	-	-	-	-

SFY 2019-2022 STATE TRANSPORTATION IMPROVEMENT PROGRAM (STIP)

SORT BY: ATP, YEAR, TRANSIT, RAIL, LOCAL SP, MNDOT SP, SETASIDE

SAINT CLOUD AREA PLANNING ORGANIZATION																
SEQ#	ROUTE SYSTEM	PROJECT NUMBER (SP)	YEAR	AGENCY	PROJECT DESCRIPTION	MILE	PRGM	WORK TYPE	PROPOSED FUND	STIP TOTAL	FHWA	AC	FTA	TH	BOND	OTHER
594	CSAH 75	073-675-039AC2	2021	STEARNS COUNTY	**AC** CSAH 75, FROM 0.1 MILES S OF 33RD ST S TO 0.1 MILES N OF 33RD ST S IN ST CLOUD, INTERSECTION IMPROVEMENTS (AC PAYBACK 2 OF 2)	0.30	SC	TURN LANES	STBGP	148,939	148,939	-	-	-	-	-
595	CSAH 75	073-675-040AC1	2021	STEARNS COUNTY	**AC** STEARNS CSAH 75, FROM 15TH AVE IN WAITE PARK TO PARK AVE IN ST. CLOUD ALONG DIVISION ST, REHABILITATE CONCRETE PAVEMENT (AC PROJECT, PAYBACK 1 OF 2)	1.40	RD	CONCRETE PAVEMENT REHAB	STBGP	287,420	287,420	-	-	-	-	-
596	CSAH 120	073-720-004AC	2021	STEARNS COUNTY	**AC** STEARNS CSAH 120, FROM STEARNS CSAH 4 TO STEARNS CR 134, RESURFACING (AC PAYBACK 1 OF 1)	1.50	RS	BITUMINOUS OVERLAY	STBGP	300,887	300,887	-	-	-	-	-
600	MSAS 175	162-175-001	2021	ST. CLOUD	ST. CLOUD MSAS 175, FROM 22ND ST SOUTH TO 33RD ST SOUTH, RECLAMATION	1.60	RD	BITUMINOUS RECLAMATION	STBGP	1,400,000	842,482	-	-	-	-	557,518
620	MN 999	8823-344	2021	MNDOT	DISTRICTWIDE PAVEMENT MARKINGS	0.00	SH	SAFETY IMPROVEMENT	HSIP	750,000	675,000	-	-	75,000	-	-
621	MN 999	8803-AM-21	2021	MNDOT	DISTRICTWIDE SETASIDE - LOCAL PARTNERSHIP PROGRAM (LPP) - 2021	0.00	AM	COOP CONST AGREEMENT	SF	1,300,000	-	-	-	1,300,000	-	-
622	MN 999	8803-CA-21	2021	MNDOT	DISTRICTWIDE SETASIDE - EXTERNAL PROJECT DEVELOPMENT - 2021	0.00	CA	MISCELLANEOUS	SF	3,500,000	-	-	-	3,500,000	-	-
623	MN 999	8803-CA-21A	2021	MNDOT	**17NEW** DISTRICTWIDE SETASIDE - PROJECT DEVELOPMENT - 2021	0.00	CA	MISCELLANEOUS	SF	2,586,700	-	-	-	2,586,700	-	-
624	MN 999	8803-MA-21	2021	MNDOT	DISTRICTWIDE SET ASIDES - MISC AGREEMENTS - 2021	0.00	MA	MISC. AGREEMENT	SF	400,000	-	-	-	400,000	-	-
625	MN 999	8803-PD-21	2021	MNDOT	DISTRICTWIDE SETASIDE - INTERNAL PROJECT DEVELOPMENT - 2021	0.00	CA	MISCELLANEOUS	SF	2,000,000	-	-	-	2,000,000	-	-
626	MN 999	8803-PM-21	2021	MNDOT	DISTRICTWIDE SET ASIDES - PREVENTATIVE MAINTENANCE - 2021	0.00	PM	PREVENTIVE MAINTENANCE	SF	3,500,000	-	-	-	3,500,000	-	-
627	MN 999	8803-RB-21	2021	MNDOT	DISTRICTWIDE SET ASIDES - LANDSCAPING - 2021	0.00	RB	LANDSCAPE PARTNERSHIP	SF	30,000	-	-	-	30,000	-	-
628	MN 999	8803-RW-21	2021	MNDOT	DISTRICTWIDE SET ASIDES - RIGHT-OF-WAY - 2021	0.00	RW	RIGHT OF WAY PURCHASE	SF	2,000,000	-	-	-	2,000,000	-	-
629	MN 999	8803-RW-21A	2021	MNDOT	**17NEW** DISTRICTWIDE SET ASIDES - RIGHT-OF-WAY - 2021	0.00	RW	RIGHT OF WAY PURCHASE	SF	2,500,000	-	-	-	2,500,000	-	-
630	MN 999	8803-RX-21	2021	MNDOT	DISTRICTWIDE SET ASIDES - MISC ROAD & BRIDGE REPAIR (BARC) - 2021	0.00	RX	BARC	SF	2,500,000	-	-	-	2,500,000	-	-
631	MN 999	8803-SA-21	2021	MNDOT	DISTRICTWIDE SET ASIDES - SUPPLEMENTAL AGREEMENTS/OVERRUNS - 2021	0.00	SA	SUPP. AGREE & COST OVERRUNS	SF	4,800,000	-	-	-	4,800,000	-	-
632	MN 999	8803-SC-21	2021	MNDOT	DISTRICTWIDE SET ASIDES - SAFETY IMPROVEMENTS - 2021	0.00	SC	SAFETY IMPROVEMENT	SF	300,000	-	-	-	300,000	-	-

SFY 2019-2022 STATE TRANSPORTATION IMPROVEMENT PROGRAM (STIP)

SORT BY: ATP, YEAR, TRANSIT, RAIL, LOCAL SP, MNDOT SP, SETASIDE

SAINT CLOUD AREA PLANNING ORGANIZATION																
SEQ#	ROUTE SYSTEM	PROJECT NUMBER (SP)	YEAR	AGENCY	PROJECT DESCRIPTION	MILE	PRGM	WORK TYPE	PROPOSED FUND	STIP TOTAL	FHWA	AC	FTA	TH	BOND	OTHER
633	LOCAL 999	8803-SHL-21	2021	MNDOT	DISTRICTWIDE SETASIDES - HIGHWAY SAFETY IMPROVEMENT PROGRAM - 2021	0.00	SH	SAFETY IMPROVEMENT	HSIP	473,503	426,153	-	-	-	-	47,350
Total										50,554,109	5,192,075	-	2,593,200	25,491,700	-	17,277,134

SFY 2019-2022 STATE TRANSPORTATION IMPROVEMENT PROGRAM (STIP)

SORT BY: ATP, YEAR, TRANSIT, RAIL, LOCAL SP, MNDOT SP, SETASIDE

SAINT CLOUD AREA PLANNING ORGANIZATION																
SEQ#	ROUTE SYSTEM	PROJECT NUMBER (SP)	YEAR	AGENCY	PROJECT DESCRIPTION	MILE	PRGM	WORK TYPE	PROPOSED FUND	STIP TOTAL	FHWA	AC	FTA	TH	BOND	OTHER
634	BB	TRF-0048-22	2022	METRO BUS	SECT 5307: ST. CLOUD MTC; OPERATING ASSISTANCE	0.00	B9	TRANSIT OPERATIONS	FTA	9,500,000	-	-	1,340,000	-	-	8,160,000
635	BB	TRF-0048-22A	2022	METRO BUS	ST CLOUD MTC - PARATRANSIT OPERATING	0.00	TR	TRANSIT OPERATIONS	LF	4,600,000	-	-	-	-	-	4,600,000
636	BB	TRF-0048-22B	2022	METRO BUS	ST CLOUD MTC; NORTHSTAR COMMUTER	0.00	TR	TRANSIT OPERATIONS	LF	1,300,000	-	-	-	-	-	1,300,000
637	BB	TRF-0048-22C	2022	METRO BUS	SECT 5307: ST CLOUD MTC; PREVENTIVE MAINTENANCE	0.00	B9	TRANSIT OPERATIONS	FTA	1,300,000	-	-	1,040,000	-	-	260,000
638	BB	TRF-0048-22D	2022	METRO BUS	SECT 5307: ST. CLOUD MTC; OFFICE EQUIP, IT, & COMMUNICATION PROJECTS	0.00	B9	TRANSIT OPERATIONS	FTA	55,000	-	-	44,000	-	-	11,000
639	BB	TRF-0048-22H	2022	METRO BUS	SECT 5307: ST. CLOUD MTC; MAINTENANCE TOOLS AND EQUIPMENT	0.00	B9	TRANSIT GRANT CAP IMP (NON-VEHICLE)	FTA	15,000	-	-	12,000	-	-	3,000
640	BB	TRF-0048-22I	2022	METRO BUS	SECT 5307: ST. CLOUD MTC; FACILITY IMPROVEMENTS	0.00	B9	TRANSIT GRANT CAP IMP (NON-VEHICLE)	FTA	75,000	-	-	60,000	-	-	15,000
641	BB	TRF-0048-22J	2022	METRO BUS	SECT 5307: ST. CLOUD MTC; TRANSIT SIGNAL PRIORITY (TSP)	0.00	B9	TRANSIT GRANT CAP IMP (NON-VEHICLE)	FTA	30,000	-	-	24,000	-	-	6,000
642	BB	TRS-0048-22T	2022	METRO BUS	ST CLOUD: 4 CNG FIXED ROUTE LARGE BUSES-REPLACEMENT	0.00	TR	TRANSIT VEHICLE PURCHASE	STBGP	2,400,000	1,920,000	-	-	-	-	480,000
652	CSAH 75	073-675-040AC2	2022	STEARNS COUNTY	**AC** STEARNS CSAH 75, FROM 15TH AVE IN WAITE PARK TO PARK AVE IN ST. CLOUD ALONG DIVISION ST, REHABILITATE CONCRETE PAVEMENT (AC PAYBACK 2 OF 2)	1.40	RD	CONCRETE PAVEMENT REHAB	STBGP	353,700	353,700	-	-	-	-	-
656	MSAS 141	162-141-008	2022	ST. CLOUD	ST CLOUD MSAS 141 (COOPER AVE), FROM TRAVERSE ROAD TO STEARNS CSAH 75, RECONSTRUCTION WITH BICYCLE LANES AND SIDEWALK	0.60	RC	RECONST.	STBGP	2,500,000	1,457,080	-	-	-	-	1,042,920
657	MSAS 113	220-113-002	2022	SARTELL	**AC** SARTELL 19TH AVE, FROM STEARNS CSAH 4 TO STEARNS CSAH 133, RECONSTRUCTION (AC PROJECT, PAYBACK IN 2023)	1.30	RC	RECONST.	STBGP	2,859,120	160,100	1,970,880	-	-	-	2,699,020
659	US 10	0502-115	2022	MNDOT	**SPP** US 10, REPLACE BRIDGE #3666 OVER STREAM WITH BOX CULVERT 0.2 MI NW OF BENTON CSAH 33	0.00	BR	BRIDGE REPLACEMENT	NHPP	820,000	656,000	-	-	164,000	-	-

SFY 2019-2022 STATE TRANSPORTATION IMPROVEMENT PROGRAM (STIP)

SORT BY: ATP, YEAR, TRANSIT, RAIL, LOCAL SP, MNDOT SP, SETASIDE

SAINT CLOUD AREA PLANNING ORGANIZATION																
SEQ#	ROUTE SYSTEM	PROJECT NUMBER (SP)	YEAR	AGENCY	PROJECT DESCRIPTION	MILE	PRGM	WORK TYPE	PROPOSED FUND	STIP TOTAL	FHWA	AC	FTA	TH	BOND	OTHER
660	MN 23	0503-91	2022	MNDOT	**SPP** MN 23, AT US 10 INTERCHANGE IN ST. CLOUD, RECONSTRUCT MN 23 FROM .1 MI W OF LINCOLN AVE TO .1 MI W OF CR 1; RECONSTRUCT US 10 FROM .2 MI W OF ST. GERMAIN TO .1 MI N OF 15TH AVE SE; REPLACE BRIDGES OVER US 10, BR# 9021 WITH BR# 05019 AND BR#9022 WITH BR# 05018; INCLUDES MULTIMODAL IMPROVEMENTS	2.10	MC	RECONST.	NHPP	30,300,000	24,240,000	-	-	6,060,000	-	-
671	194	7380-259	2022	MNDOT	**SPP** I-94, REPLACE BRIDGE NOS. 73875 AND 73876 OVER BNSF RR 0.6 MI WEST ON MN 23 INTERCHANGE	0.20	BR	BRIDGE REPLACEMENT	NHPP	6,054,000	5,448,600	-	-	605,400	-	-
677	MN 999	8803-AM-22	2022	MNDOT	DISTRICTWIDE SETASIDE - LOCAL PARTNERSHIP PROGRAM (LPP) - 2022	0.00	AM	COOP CONST AGREEMENT	SF	1,300,000	-	-	-	1,300,000	-	-
678	MN 999	8803-CA-22	2022	MNDOT	DISTRICTWIDE SETASIDE - EXTERNAL PROJECT DEVELOPMENT - 2022	0.00	CA	MISCELLANEOUS	SF	3,548,444	-	-	-	3,548,444	-	-
679	MN 999	8803-CA-22A	2022	MNDOT	**17NEW** DISTRICTWIDE SETASIDE - PROJECT DEVELOPMENT - 2022	0.00	CA	MISCELLANEOUS	SF	1,525,800	-	-	-	1,525,800	-	-
680	MN 999	8803-MA-22	2022	MNDOT	DISTRICTWIDE SET ASIDES - MISC AGREEMENTS - 2022	0.00	MA	MISC. AGREEMENT	SF	400,000	-	-	-	400,000	-	-
681	MN 999	8803-PD-22	2022	MNDOT	DISTRICTWIDE SETASIDE - INTERNAL PROJECT DEVELOPMENT - 2022	0.00	CA	MISCELLANEOUS	SF	2,100,000	-	-	-	2,100,000	-	-
682	MN 999	8803-PM-22	2022	MNDOT	DISTRICTWIDE SET ASIDES - PREVENTATIVE MAINTENANCE - 2022	0.00	PM	PREVENTIVE MAINTENANCE	SF	3,500,000	-	-	-	3,500,000	-	-
683	MN 999	8803-RB-22	2022	MNDOT	DISTRICTWIDE SET ASIDES - LANDSCAPING - 2022	0.00	RB	LANDSCAPE PARTNERSHIP	SF	30,000	-	-	-	30,000	-	-
684	MN 999	8803-RW-22	2022	MNDOT	DISTRICTWIDE SET ASIDES - RIGHT-OF-WAY - 2022	0.00	RW	RIGHT OF WAY PURCHASE	SF	2,000,000	-	-	-	2,000,000	-	-
685	MN 999	8803-RW-22A	2022	MNDOT	**17NEW** DISTRICTWIDE SET ASIDES - RIGHT-OF-WAY - 2022	0.00	RW	RIGHT OF WAY PURCHASE	SF	2,000,000	-	-	-	2,000,000	-	-
686	MN 999	8803-RX-22	2022	MNDOT	DISTRICTWIDE SET ASIDES - MISC ROAD & BRIDGE REPAIR (BARC) - 2022	0.00	RX	BARC	SF	2,500,000	-	-	-	2,500,000	-	-
687	MN 999	8803-SA-22	2022	MNDOT	DISTRICTWIDE SET ASIDES - SUPPLEMENTAL AGREEMENTS/OVERRUNS - 2022	0.00	SA	SUPP. AGREE & COST OVERRUNS	SF	4,400,000	-	-	-	4,400,000	-	-
688	MN 999	8803-SC-22	2022	MNDOT	DISTRICTWIDE SET ASIDES - SAFETY IMPROVEMENTS - 2022	0.00	SC	SAFETY IMPROVEMENT	SF	300,000	-	-	-	300,000	-	-
690	MN 999	8803-SHS-22	2022	MNDOT	DISTRICTWIDE SET ASIDES - DISTRICT 3 HSIP SHARE - 2022	0.00	SH	SAFETY IMPROVEMENT	HSIP	2,555,556	2,300,000	-	-	255,556	-	-
Total										88,321,620	36,535,480	1,970,880	2,520,000	30,689,200	-	18,576,940

SFY 2019-2022 STATE TRANSPORTATION IMPROVEMENT PROGRAM (STIP)

SORT BY: ATP, YEAR, TRANSIT, RAIL, LOCAL SP, MNDOT SP, SETASIDE

FARGO-MOORHEAD METROPOLITAN COUNCIL OF GOVERNMENTS																
SEQ#	ROUTE SYSTEM	PROJECT NUMBER (SP)	YEAR	AGENCY	PROJECT DESCRIPTION	MILE	PRGM	WORK TYPE	PROPOSED FUND	STIP TOTAL	FHWA	AC	FTA	TH	BOND	OTHER
691	BB	TRF-0034-19A	2019	MOORHEAD	SECT 5307: CITY OF MOORHEAD TRANSIT OPERATING ASSISTANCE	0.00	B9	TRANSIT OPERATIONS	FTA	3,250,000	-	-	355,000	-	-	2,895,000
692	BB	TRF-0034-19D	2019	MOORHEAD	SECT 5307: CITY OF MOORHEAD, PURCHASE BUS (CLASS 400) AND BUS RELATED EQUIPMENT	0.00	B9	TRANSIT VEHICLE PURCHASE	FTA	85,000	-	-	68,000	-	-	17,000
693	BB	TRF-0034-19F	2019	MOORHEAD	SECT 5307: CITY OF MOORHEAD, PURCHASE VAN (CLASS 200) AND VAN RELATED EQUIPMENT	0.00	B9	TRANSIT VEHICLE PURCHASE	FTA	28,000	-	-	22,400	-	-	5,600
694	BB	TRF-0034-19G	2019	MOORHEAD	SECT 5307: CITY OF MOORHEAD, PURCHASE ONE <30 FT. BUS AND BUS RELATED EQUIPMENT	0.00	B9	TRANSIT VEHICLE PURCHASE	FTA	28,000	-	-	22,400	-	-	5,600
695	BB	TRF-0034-19I	2019	MOORHEAD	SECT 5307: CITY OF MOORHEAD BUS SHELTER	0.00	B9	TRANSIT GRANT CAP IMP (NON-VEHICLE)	FTA	23,300	-	-	18,640	-	-	4,660
696	BB	TRF-0034-19J	2019	MOORHEAD	SECT 5307: CITY OF MOORHEAD, PURCHASE MISC SUPPORT EQUIPMENT - FORK LIFT & MOBILE LIFT (1/3 SHARE)	0.00	B9	TRANSIT GRANT CAP IMP (NON-VEHICLE)	FTA	25,000	-	-	20,000	-	-	5,000
697	BB	TRF-0034-19K	2019	MOORHEAD	SECT 5307: CITY OF MOORHEAD FARE COLLECTION SYSTEM	0.00	B9	TRANSIT GRANT CAP IMP (NON-VEHICLE)	FTA	318,000	-	-	58,000	-	-	260,000
707	PED/BIKE	014-090-006AC	2019	CLAY COUNTY	**AC** ON CSAH 19 (PARKE AVENUE), FROM 12TH STREET TO US 10, GRADING, PAVING, CONSTRUCT MULTI-PURPOSE TRAIL AND SIDEWALK IN GLYNDON (AC PAYBACK, 1 OF 1)	1.00	EN	URBAN RECONST.	STBGTAP	375,000	375,000	-	-	-	-	-
714	LOCAL 999	088-070-056	2019	CLAY COUNTY	DISTRICTWIDE LOCAL HSIP - LATEX AND EPOXY STRIPING, VARIOUS LOCATIONS	0.00	SH	STRIPING	HSIP	993,080	893,772	-	-	-	-	99,308
717	MSAS 129	144-129-005AC	2019	MOORHEAD	**AC** MSAS 129, 15TH AVE N FROM RED RIVER TO 28TH ST N, MILL AND OVERLAY, SIDEWALK, LIGHTING AND 28TH ST N FROM TH10 TO 15TH AVE N- MILL AND OVERLAY/BIKE LANE (ASSOC TO 1407-27S) (AC PAYBACK, 1 OF 1)	1.85	RS	MILL AND OVERLAY	STBGP	383,700	383,700	-	-	-	-	-
719	US 10	1401-187	2019	MNDOT	ADD CAMERA AND VIRTUAL WEIGH STATION CARD TO EXISTING WIM INSTALLATION (FUNDED BY DIST C) ASSOCIATED SP 1480-177	0.30	RB	WEIGH STATION	SF	80,000	-	-	-	80,000	-	-
720	I 94	1480-177	2019	MNDOT	ON I94, INSTALLATION OF WEIGH-IN-MOTION (WIM) AND CAMERA INSTALLATION, ON US 10, CAMERA INSTALLATION AT WIM 43 (FUNDED BY DISTRICT C) ASSOCIATED SP 1401-187	0.76	RB	WEIGH STATION	SF	620,000	-	-	-	620,000	-	-
Total										6,209,080	1,652,472	-	564,440	700,000	-	3,292,168

SFY 2019-2022 STATE TRANSPORTATION IMPROVEMENT PROGRAM (STIP)

SORT BY: ATP, YEAR, TRANSIT, RAIL, LOCAL SP, MNDOT SP, SETASIDE

FARGO-MOORHEAD METROPOLITAN COUNCIL OF GOVERNMENTS																
SEQ#	ROUTE SYSTEM	PROJECT NUMBER (SP)	YEAR	AGENCY	PROJECT DESCRIPTION	MILE	PRGM	WORK TYPE	PROPOSED FUND	STIP TOTAL	FHWA	AC	FTA	TH	BOND	OTHER
739	BB	TRF-0034-20A	2020	MOORHEAD	SECT 5307: CITY OF MOORHEAD TRANSIT OPERATING ASSISTANCE	0.00	B9	TRANSIT OPERATIONS	FTA	3,380,000	-	-	365,000	-	-	3,015,000
740	BB	TRF-0034-20D	2020	MOORHEAD	SECT 5307: CITY OF MOORHEAD, COMMUNICATION EQUIPMENT	0.00	B9	TRANSIT GRANT CAP IMP (NON-VEHICLE)	FTA	59,000	-	-	47,200	-	-	11,800
741	BB	TRF-0034-20E	2020	MOORHEAD	SECT 5307: CITY OF MOORHEAD BUS SHELTER	0.00	B9	TRANSIT GRANT CAP IMP (NON-VEHICLE)	FTA	24,000	-	-	19,200	-	-	4,800
742	BB	TRS-0034-20T	2020	MOORHEAD	CITY OF MOORHEAD;PURCHASE ONE <30 FT. BUS AND BUS RELATED EQUIPMENT	0.00	TR	TRANSIT VEHICLE PURCHASE	STBGP	87,000	69,600	-	-	-	-	17,400
743	BB	TRS-0034-20TA	2020	MOORHEAD	CITY OF MOORHEAD; PURCHASE ONE <30 FT. BUS AND BUS RELATED EQUIPMENT	0.00	TR	TRANSIT VEHICLE PURCHASE	STBGP	87,000	69,600	-	-	-	-	17,400
744	RR	14-00126	2020	MNDOT	OTVR RR, INSTALL GATES AT CSAH 2, BARNESVILLE, CLAY COUNTY	0.00	SR	RAILROADS	RRS	230,000	207,000	-	-	-	-	23,000
750	LOCAL 999	014-070-010	2020	CLAY COUNTY	ON CSAH 14, FROM MN 336 TO CSAH 17, SHOULDER PAVING, EDGELINES AND RUMBLE STRIPS	2.65	SH	EDGELINE RUMBLE STRIPS	HSIP	264,683	238,214	-	-	-	-	26,469
759	PED/BIKE	144-090-018	2020	MOORHEAD	ALONG RIVERSHORE DRIVE S IN MOORHEAD, FROM 20TH AVE S TO 50TH AVE S, PAVED MULTI-USE TRAIL	2.10	EN	NEW TRAIL	STBGTAP	525,195	360,000	-	-	-	-	165,195
760	MSAS 115	144-115-016	2020	MOORHEAD	**MN058**MN208**ON 11TH AVE, RIGHT OF WAY ACQUISITION FOR 11TH STREET UNDERPASS	1.58	RW	RIGHT OF WAY PURCHASE	DEMO	531,993	425,594	-	-	-	-	106,399
761	MSAS 118	144-118-016	2020	MOORHEAD	ON 12TH AVE S, FROM 5TH STREET TO 20TH ST, MILL AND OVERLAY, AND FROM 20TH ST TO SE MAIN AVE, PAVEMENT REPLACEMENT	1.58	RS	MILL AND OVERLAY	STBGP	2,440,220	1,776,196	-	-	-	-	664,024
Total										7,629,091	3,146,204	-	431,400	-	-	4,051,487

SFY 2019-2022 STATE TRANSPORTATION IMPROVEMENT PROGRAM (STIP)

SORT BY: ATP, YEAR, TRANSIT, RAIL, LOCAL SP, MNDOT SP, SETASIDE

FARGO-MOORHEAD METROPOLITAN COUNCIL OF GOVERNMENTS																
SEQ#	ROUTE SYSTEM	PROJECT NUMBER (SP)	YEAR	AGENCY	PROJECT DESCRIPTION	MILE	PRGM	WORK TYPE	PROPOSED FUND	STIP TOTAL	FHWA	AC	FTA	TH	BOND	OTHER
780	BB	TRF-0034-21A	2021	MOORHEAD	SECT 5307: CITY OF MOORHEAD TRANSIT OPERATING ASSISTANCE	0.00	B9	TRANSIT OPERATIONS	FTA	3,500,000	-	-	376,000	-	-	3,124,000
781	BB	TRF-0034-21B	2021	MOORHEAD	SECT 5307: CITY OF MOORHEAD, PURCHASE ONE <30 FT. REPLACEMENT BUS (SENIOR RIDE VAN)	0.00	B9	TRANSIT VEHICLE PURCHASE	FTA	30,000	-	-	24,000	-	-	6,000
782	BB	TRF-0034-21C	2021	MOORHEAD	SECT 5307: CITY OF MOORHEAD BUS SHELTER	0.00	B9	TRANSIT GRANT CAP IMP (NON-VEHICLE)	FTA	24,700	-	-	19,760	-	-	4,940
783	BB	TRS-0034-21T	2021	MOORHEAD	CITY OF MOORHEAD, PURCHASE 35 FT REPLACEMENT BUS - UNIT 1020	0.00	TR	TRANSIT VEHICLE PURCHASE	STBGP	541,000	432,800	-	-	-	-	108,200
Total										4,095,700	432,800	-	419,760	-	-	3,243,140

SFY 2019-2022 STATE TRANSPORTATION IMPROVEMENT PROGRAM (STIP)

SORT BY: ATP, YEAR, TRANSIT, RAIL, LOCAL SP, MNDOT SP, SETASIDE

FARGO-MOORHEAD METROPOLITAN COUNCIL OF GOVERNMENTS																
SEQ#	ROUTE SYSTEM	PROJECT NUMBER (SP)	YEAR	AGENCY	PROJECT DESCRIPTION	MILE	PRGM	WORK TYPE	PROPOSED FUND	STIP TOTAL	FHWA	AC	FTA	TH	BOND	OTHER
810	BB	TRF-0034-22A	2022	MOORHEAD	SECT 5307: CITY OF MOORHEAD; OPERATING ASSISTANCE	0.00	B9	TRANSIT OPERATIONS	FTA	3,580,000	-	-	388,000	-	-	3,192,000
811	BB	TRF-0034-22B	2022	MOORHEAD	SECT 5307: CITY OF MOORHEAD BUS SHELTER	0.00	B9	TRANSIT GRANT CAP IMP (NON-VEHICLE)	FTA	25,400	-	-	20,320	-	-	5,080
812	BB	TRF-0034-22D	2022	MOORHEAD	CITY OF MOORHEAD; SUPPORT EQUIP/FACILITIE-EQUIPMENT(AVA/AVL SYSTEM)	0.00	TR	TRANSIT GRANT CAP IMP (NON-VEHICLE)	LF	201,500	-	-	-	-	-	201,500
813	BB	TRF-0034-22E	2022	MOORHEAD	CITY OF MOORHEAD; SUPPORT EQUIP/FACILITIES-EQUIPMENT - MTG /EQUIPMENT & FURNITURE	0.00	TR	TRANSIT GRANT CAP IMP (NON-VEHICLE)	LF	283,000	-	-	-	-	-	283,000
814	BB	TRS-0034-22T	2022	MOORHEAD	CITY OF MOORHEAD; PURCHASE <30 FT. BUS - SENIOR RIDE VAN	0.00	TR	TRANSIT VEHICLE PURCHASE	STBGP	31,000	24,800	-	-	-	-	6,200
817	CSAH 52	014-652-016	2022	CLAY COUNTY	ON CSAH 52, FROM CR 67 IN SABIN TO I94 BRIDGE IN MOORHEAD	6.10	RS	MILL AND OVERLAY	STBGP	1,620,000	468,160	-	-	-	-	1,151,840
831	US 9	8409-26	2022	MNDOT	ON 9, FROM BARNESVILLE TO BRECKENRIDGE, CIR AND REPLACE/EXTEND BOX CULVERTS (8783, 8784, 91425)	26.88	RS	MILL AND OVERLAY	STBGP	11,605,556	9,284,445	-	-	2,321,111	-	-
Total										25,537,856	10,643,005	-	1,247,840	2,321,111	-	11,325,900

SFY 2019-2022 STATE TRANSPORTATION IMPROVEMENT PROGRAM (STIP)

SORT BY: ATP, YEAR, TRANSIT, RAIL, LOCAL SP, MNDOT SP, SETASIDE

LACROSSE AREA PLANNING COMMITTEE																
SEQ#	ROUTE SYSTEM	PROJECT NUMBER (SP)	YEAR	AGENCY	PROJECT DESCRIPTION	MILE	PRGM	WORK TYPE	PROPOSED FUND	STIP TOTAL	FHWA	AC	FTA	TH	BOND	OTHER
856	BB	TRF-3780-19	2019	LA CRESCENT	SECT 5307: CITY OF LA CRESCENT TRANSIT OPERATING ASSISTANCE	0.00	B9	TRANSIT VEHICLE PURCHASE	FTA	375,000	-	-	55,000	-	-	320,000
876	PED/BIKE	236-090-002AC	2019	LA CRESCENT	**AC** WAGON WHEEL TRAIL - PHASE 2 CONSTRUCT TRAIL ALONG SHORE ACRES DRIVE AND OLD MONTE CARLO ROAD CONNECTING WAGON WHEEL TRAIL TO BOAT LANDING PARKING LOT AT THE NORTH SIDE OF THE WEST CHANNEL BRIDGE (AC PAYBACK 1 OF 1)	0.00	EN	NEW TRAIL	STBGTAP	215,000	215,000	-	-	-	-	-
905	I 90	8580-167	2019	MnDOT	**SPP* I 90 WB FROM 0.18 MI W OF CSAH 12 TO 1.25 MI W OF MN/WI STATE LINE, I 90 EB FROM 0.31 MI W OF CSAH 12 TO 0.75 MI E OF CSAH 12, AND US 61 NB AND SB FROM JUNCTION OF I 90 TO 0.04 MI S OF CR 101, BITUMINOUS MILL AND OVERLAY AND GRADING (INCLUDES MILL AND OVERLAY ON RIVERVIEW DRIVE)	4.55	RS	MILL AND OVERLAY	NHPP	3,648,000	3,298,400	-	-	349,600	-	-
906	I 90	8580-167P	2019	MnDOT	**SPP* I 90 WB FROM 0.18 MI W OF CSAH 12 TO 1.25 MI W OF MN/WI STATE LINE, I 90 EB FROM 0.31 MI W OF CSAH 12 TO 0.75 MI E OF CSAH 12, AND US 61 NB AND SB FROM JUNCTION OF I 90 TO 0.04 MI S OF CR 101, BITUMINOUS MILL AND OVERLAY AND GRADING (INCLUDES MILL AND OVERLAY ON RIVERVIEW DRIVE)	4.55	RS	MILL AND OVERLAY	STBGP	152,000	121,600	-	-	30,400	-	-
907	I 90	8580-167S	2019	MnDOT	**SEC164** HIGH TENSION CABLE BARRIER (HSIP PORTION OF 8580-167)	4.90	RS	TRAFFIC BARRIER	HSIP	550,000	550,000	-	-	-	-	-
Total										4,940,000	4,185,000	-	55,000	380,000	-	320,000
926	BB	TRF-3780-20	2020	LA CRESCENT	SECT 5307: CITY OF LA CRESCENT TRANSIT OPERATING ASSISTANCE	0.00	B9	TRANSIT OPERATIONS	FTA	375,000	-	-	55,000	-	-	320,000
Total										375,000	-	-	55,000	-	-	320,000
986	BB	TRF-3780-21	2021	LA CRESCENT	SECT 5307: CITY OF LA CRESENT TRANSIT OPERATING ASSISTANCE	0.00	B9	TRANSIT OPERATIONS	FTA	375,000	-	-	55,000	-	-	320,000
989	CSAH 6	028-606-024	2021	HOUSTON COUNTY	CSAH 6, FROM WINONA COUNTY LINE TO TOWN HALL ROAD, BITUMINOUS RECLAMATION/BITUMINOUS PAVEMENT	6.66	RD	BITUMINOUS RECLAMATION	STBGP	2,331,000	1,680,000	-	-	-	-	651,000
999	PED/BIKE	236-090-003	2021	LA CRESCENT	LA CRESCENT WAGON WHEEL TRAIL PHASE 3	0.00	EN	NEW TRAIL	STBGTAP	2,250,000	1,000,000	-	-	-	-	1,250,000
Total										4,956,000	2,680,000	-	55,000	-	-	2,221,000
1041	BB	TRF-3780-22	2022	LA CRESCENT	SECT 5307: CITY OF LA CRESENT TRANSIT OPERATING ASSISTANCE	0.00	B9	TRANSIT OPERATIONS	FTA	375,000	-	-	55,000	-	-	320,000
Total										375,000	-	-	55,000	-	-	320,000

SFY 2019-2022 STATE TRANSPORTATION IMPROVEMENT PROGRAM (STIP)

SORT BY: ATP, YEAR, TRANSIT, RAIL, LOCAL SP, MNDOT SP, SETASIDE

ROCHESTER-OLMSTED COUNCIL OF GOVERNMENTS																
SEQ#	ROUTE SYSTEM	PROJECT NUMBER (SP)	YEAR	AGENCY	PROJECT DESCRIPTION	MILE	PRGM	WORK TYPE	PROPOSED FUND	STIP TOTAL	FHWA	AC	FTA	TH	BOND	OTHER
842	BB	TRF-0047-19A	2019	ROCHESTER	SECT 5307: ROCHESTER RR OPERATING ASSISTANCE	0.00	B9	TRANSIT OPERATIONS	FTA	11,450,000	-	-	2,000,000	-	-	9,450,000
843	BB	TRF-0047-19B	2019	ROCHESTER	SECT 5307: CITY OF ROCHESTER; ST MARY'S STATION - CONSTRUCTION	0.00	B9	TRANSIT GRANT CAP IMP (NON-VEHICLE)	FTA	250,000	-	-	200,000	-	-	50,000
844	BB	TRF-0047-19C	2019	ROCHESTER	SECT 5339: CITY OF ROCHESTER; PURCHASE SIX (6) STD. 40 FT. REPLACEMENT BUSES	0.00	BB	TRANSIT VEHICLE PURCHASE	FTA	2,900,000	-	-	1,680,000	-	-	1,220,000
845	BB	TRF-0047-19D	2019	ROCHESTER	SECT 5307: CITY OF ROCHESTER; REMOTE HUB LOCATION, DESIGN STUDY AND PRELIMINARY ENGINEERING	0.00	B9	TRANSIT GRANT CAP IMP (NON-VEHICLE)	FTA	150,000	-	-	120,000	-	-	30,000
846	BB	TRF-0047-19E	2019	ROCHESTER	SECT 5307: CITY OF ROCHESTER; PURCHASE TWO (2) 40 FT. EXPANSION BUSES	0.00	B9	TRANSIT VEHICLE PURCHASE	FTA	968,000	-	-	774,400	-	-	193,600
847	BB	TRF-0047-19F	2019	ROCHESTER	ROCHESTER; EXPANSION OF BUS GARAGE	0.00	TR	TRANSIT GRANT CAP IMP (NON-VEHICLE)	LF	6,125,000	-	-	-	-	-	6,125,000
848	BB	TRF-0047-19G	2019	ROCHESTER	ROCHESTER: 4 BUS SHELTERS	0.00	TR	TRANSIT GRANT CAP IMP (NON-VEHICLE)	LF	40,000	-	-	-	-	-	40,000
849	BB	TRF-0047-19H	2019	ROCHESTER	ROCHESTER: DOWNTOWN BUS STOP IMPROVEMENTS	0.00	TR	TRANSIT GRANT CAP IMP (NON-VEHICLE)	LF	50,000	-	-	-	-	-	50,000
850	BB	TRF-0047-19I	2019	ROCHESTER	ROCHESTER: FARE KIOSKS AT OTHER LOCATIONS AND TECH UPDATES	0.00	TR	TRANSIT GRANT CAP IMP (NON-VEHICLE)	LF	100,000	-	-	-	-	-	100,000
851	BB	TRF-0047-19J	2019	ROCHESTER	ROCHESTER: ITS ENHANCEMENTS TO GPS BASED AVL BUS TRACKING	0.00	TR	TRANSIT GRANT CAP IMP (NON-VEHICLE)	LF	50,000	-	-	-	-	-	50,000
852	BB	TRF-0047-19K	2019	ROCHESTER	SECT 5307: CITY OF ROCHESTER; PURCHASE FIVE (5) 60' BRT EXPANSION BUSES	0.00	B9	TRANSIT VEHICLE PURCHASE	FTA	6,500,000	-	-	5,200,000	-	-	1,300,000
853	BB	TRF-0047-19L	2019	ROCHESTER	SECT 5307: CITY OF ROCHESTER; PURCHASE AND INSTALL ELECTRICAL CHARGING STATION	0.00	B9	EV CHARGING SYSTEM	FTA	1,000,000	-	-	800,000	-	-	200,000
854	BB	TRF-0047-19M	2019	ROCHESTER	SECT 5307: CITY OF ROCHESTER; PURCHASE TWO (2) <30' PARATRANSIT BUSES	0.00	B9	TRANSIT VEHICLE PURCHASE	FTA	330,000	-	-	264,000	-	-	66,000
855	BB	TRF-0047-19N	2019	ROCHESTER	SECT 5307: CITY OF ROCHESTER; PURCHASE TWO (2) <30' BUSES FOR REGULAR ROUTE	0.00	B9	TRANSIT VEHICLE PURCHASE	FTA	330,000	-	-	264,000	-	-	66,000
857	RR	5506-30	2019	MNDOT	DME RR, INSTALL GATES AT MNTH 42, EYOTA, OLMSTED COUNTY	0.00	SR	RR X-ING IMP.	RRS	250,000	225,000	-	-	25,000	-	-

SFY 2019-2022 STATE TRANSPORTATION IMPROVEMENT PROGRAM (STIP)

SORT BY: ATP, YEAR, TRANSIT, RAIL, LOCAL SP, MNDOT SP, SETASIDE

ROCHESTER-OLMSTED COUNCIL OF GOVERNMENTS																
SEQ#	ROUTE SYSTEM	PROJECT NUMBER (SP)	YEAR	AGENCY	PROJECT DESCRIPTION	MILE	PRGM	WORK TYPE	PROPOSED FUND	STIP TOTAL	FHWA	AC	FTA	TH	BOND	OTHER
861	CSAH 9	055-609-018AC	2019	OLMSTED COUNTY	**AC** CSAH 9, FROM CSAH 22 TO CR 119 SOUTH, RECONSTRUCTION AND CONCRETE MILL & OVERLAY. REPLACE BR #92150, REPLACE RAILROAD CROSSING USDOT NO. 193270F (AC PAYBACK 1 OF 1)	0.00	RC	NEW PAVEMENT	STBGP	354,848	354,848	-	-	-	-	-
862	CSAH 9	055-609-019	2019	OLMSTED COUNTY	COLLEGE VIEW ROAD (CSAH 9) FROM 19TH AVE SE TO EAST CIRCLE DRIVE (CSAH 22) - CONCRETE PAVEMENT (TIED WITH S.P. 159-020-022)	1.08	RC	NEW PAVEMENT	STBGP	5,524,200	2,350,204	-	-	-	-	3,173,996
874	PED/BIKE	159-090-020	2019	ROCHESTER	ROCHESTER LINK - CHESTER WOODS TRAIL	0.00	EN	NEW TRAIL	STBGTAP	1,967,000	590,100	-	-	-	-	1,376,900
882	US 52	2505-57	2019	MnDOT	**ITS** US 52 TMS PHASE III - ITS FROM ELK RUN TO MN 60 W INTERCHANGE	10.30	SC	TRAFFIC MANAGEMENT SYSTEM	NHPP	750,000	600,000	-	-	150,000	-	-
888	US 52	5507-64	2019	MnDOT	**SPP** US 52 FROM 0.1 MI N OF FILLMORE COUNTY CSAH 5 TO 0.2 MI S 190, BITUMINOUS MILL AND OVERLAY, ADA IMPROVEMENTS AND REPLACE BRIDGE 6124 WITH NEW BRIDGE 55X25, 8182 WITH NEW BRIDGE 55X23 AND 8183 WITH NEW BRIDGE 55X24	12.50	RS	MILL AND OVERLAY	NHPP	8,400,000	6,720,000	-	-	1,680,000	-	-
889	US 52	5507-69AC	2019	MnDOT	**AC**SPP**US 52 NB AND SB FROM 0.2 MI S OF I 90 TO US 63, BITUMINOUS OVERLAY (AC PAYBACK 1 OF 1)	5.89	RS	MILL AND OVERLAY	NHPP	1,641,097	1,641,097	-	-	-	-	-
890	US 52	5507-69SAC	2019	MnDOT	**AC** US 52 FROM I-90 TO US 63 IN SOUTH ROCHESTER, CABLE MEDIAN BARRIER - HSIP PORTION OF SP 5507-69 (AC PAYBACK 1 OF 1)	0.00	SH	TRAFFIC BARRIER	HSIP	645,505	645,505	-	-	-	-	-
891	US 63	5509-86	2019	MnDOT	**SEC164**US 63, FROM NORTH LIMITS OF STEWARTVILLE TO SOUTH LIMITS OF ROCHESTER JUST SOUTH OF TH 52, CABLE MEDIAN BARRIER	7.26	SH	TRAFFIC BARRIER	HSIP	800,000	800,000	-	-	-	-	-
Total										50,575,650	13,926,754	-	11,302,400	1,855,000	-	23,491,496

SFY 2019-2022 STATE TRANSPORTATION IMPROVEMENT PROGRAM (STIP)

SORT BY: ATP, YEAR, TRANSIT, RAIL, LOCAL SP, MNDOT SP, SETASIDE

ROCHESTER-OLMSTED COUNCIL OF GOVERNMENTS																
SEQ#	ROUTE SYSTEM	PROJECT NUMBER (SP)	YEAR	AGENCY	PROJECT DESCRIPTION	MILE	PRGM	WORK TYPE	PROPOSED FUND	STIP TOTAL	FHWA	AC	FTA	TH	BOND	OTHER
923	BB	TRF-0047-20A	2020	ROCHESTER	SECT 5307: ROCHESTER RR OPERATING ASSISTANCE	0.00	B9	TRANSIT OPERATIONS	FTA	13,000,000	-	-	2,000,000	-	-	11,000,000
924	BB	TRF-0047-20B	2020	ROCHESTER	CITY OF ROCHESTER; PURCHASE TWO (2) BUS SHELTERS	0.00	TR	TRANSIT GRANT CAP IMP (NON-VEHICLE)	LF	24,000	-	-	-	-	-	24,000
925	BB	TRF-0047-20C	2020	ROCHESTER	CITY OF ROCHESTER; PARK & RIDE RAMP	0.00	TR	TRANSIT GRANT CAP IMP (NON-VEHICLE)	LF	20,000,000	-	-	-	-	-	20,000,000
927	BB	TRS-0047-20T	2020	ROCHESTER	CITY OF ROCHESTER; PURCHASE ONE (1) 40 FT. EXPANSION BUS; PURCHASE FIVE (5) 60' BRT EXPANSION BUSES	0.00	TR	TRANSIT VEHICLE PURCHASE	STBGP	5,686,000	1,374,800	-	-	-	-	4,311,200
928	BB	TRS-0047-20TA	2020	ROCHESTER	CITY OF ROCHESTER; PURCHASE FIVE (5) STD. 40 FT. REPLACEMENT BUSES	0.00	TR	TRANSIT VEHICLE PURCHASE	STBGP	2,450,000	1,960,000	-	-	-	-	490,000
942	LOCAL	055-622-062	2020	OLMSTED COUNTY	CONSTRUCTION MEMBERS PARKWAY EXTENSION AND PUBLIC STREET - ASSOCIATED SP 159-080-020	0.00	RS	NEW PAVEMENT	STBGP	3,200,000	2,515,000	-	-	-	-	685,000
958	US 63	5509-84	2020	MnDOT	US 63, OVER I 90, REPLACE BRIDGES 9890 AND SB BR 9889 AND INTERCHANGE IMPROVEMENTS	0.00	BR	BRIDGE REPLACEMENT	NHPP	15,400,000	12,320,000	-	-	3,080,000	-	-
959	I 90	5580-91	2020	MnDOT	SPP** I 90 EB OVER US 52, BRIDGE 55810 AND WB OVER US 52, BRIDGE 55809, REHAB BRIDGES	0.00	BI	BRIDGE REPAIR	NHPP	2,625,000	2,362,500	-	-	262,500	-	-
Total										62,385,000	20,532,300	-	2,000,000	3,342,500	-	36,510,200

SFY 2019-2022 STATE TRANSPORTATION IMPROVEMENT PROGRAM (STIP)

SORT BY: ATP, YEAR, TRANSIT, RAIL, LOCAL SP, MNDOT SP, SETASIDE

ROCHESTER-OLMSTED COUNCIL OF GOVERNMENTS																
SEQ#	ROUTE SYSTEM	PROJECT NUMBER (SP)	YEAR	AGENCY	PROJECT DESCRIPTION	MILE	PRGM	WORK TYPE	PROPOSED FUND	STIP TOTAL	FHWA	AC	FTA	TH	BOND	OTHER
981	BB	TRF-0047-21A	2021	ROCHESTER	SECT 5307: ROCHESTER RR OPERATING ASSISTANCE	0.00	B9	TRANSIT OPERATIONS	FTA	13,700,000	-	-	2,000,000	-	-	11,700,000
982	BB	TRF-0047-21B	2021	ROCHESTER	SECT 5339: ROCHESTER ; PURCHASE (2) DAR REPLACEMENT BUSES	0.00	BB	TRANSIT VEHICLE PURCHASE	FTA	645,000	-	-	516,000	-	-	129,000
983	BB	TRF-0047-21C	2021	ROCHESTER	SECT 5339: ROCHESTER ; PURCHASE ONE (1) ST. 40 FT EXPANSION BUS	0.00	BB	TRANSIT VEHICLE PURCHASE	FTA	490,000	-	-	392,000	-	-	98,000
984	BB	TRF-0047-21D	2021	ROCHESTER	SECT 5307: ROCHESTER; TRANSIT DEVELOPMENT PLAN	0.00	B9	TRANSIT OPERATIONS	FTA	250,000	-	-	200,000	-	-	50,000
985	BB	TRF-0047-21E	2021	ROCHESTER	ROCHESTER: PURCHASE TWO (2) BUS SHELTERS	0.00	TR	TRANSIT GRANT CAP IMP (NON-VEHICLE)	LF	20,000	-	-	-	-	-	20,000
987	BB	TRS-0047-21T	2021	ROCHESTER	CITY OF ROCHESTER; PURCHASE FIVE (5) STD. 40 FT. REPLACEMENT BUSES	0.00	TR	TRANSIT VEHICLE PURCHASE	STBGP	2,675,000	2,140,000	-	-	-	-	535,000
997	PED/BIKE	159-090-022	2021	ROCHESTER	TRAIL ALONG BROADWAY AND TH 14 FROM 14TH STREET TO CROSSROADS DR. SW	0.00	EN	NEW TRAIL	STBGTAP	528,000	200,000	-	-	-	-	328,000
998	MSAS 106	159-106-020	2021	ROCHESTER	MSAS 106, 16TH AVE SW TO 11TH AVE SW, RECONSTRUCTION OF 2ND ST SW	0.37	RC	NEW PAVEMENT	STBGP	3,570,000	2,370,000	-	-	-	-	1,200,000
1009	US 14	5501-38	2021	MnDOT	**ITS** US 14 FROM CSAH 5 (BYRON) TO WEST CIRCLE DRIVE (ROCHESTER), TMS	6.99	SC	TRAFFIC MANAGEMENT SYSTEM	STBGP	670,000	536,000	-	-	134,000	-	-
1010	US 14	5503-46	2021	MnDOT	**ELLA** US 14, OVER STREAM, REPLACE BRIDGE 6034 WITH NEW BRIDGE 55X26 AND CULVERT WORK	0.00	BR	BRIDGE REPLACEMENT	STBGP	640,000	512,000	-	-	128,000	-	-
1011	MN 30	5505-27	2021	MnDOT	MN 30, REPLACE BRIDGE 9008 AND BRIDGE 9009, OVER N. BR. ROOT RIVER	0.25	BR	BRIDGE REPLACEMENT	STBGP	5,400,000	4,320,000	-	-	1,080,000	-	-
Total										28,588,000	10,078,000	-	3,108,000	1,342,000	-	14,060,000

SFY 2019-2022 STATE TRANSPORTATION IMPROVEMENT PROGRAM (STIP)

SORT BY: ATP, YEAR, TRANSIT, RAIL, LOCAL SP, MNDOT SP, SETASIDE

ROCHESTER-OLMSTED COUNCIL OF GOVERNMENTS																
SEQ#	ROUTE SYSTEM	PROJECT NUMBER (SP)	YEAR	AGENCY	PROJECT DESCRIPTION	MILE	PRGM	WORK TYPE	PROPOSED FUND	STIP TOTAL	FHWA	AC	FTA	TH	BOND	OTHER
1039	BB	TRF-0047-22A	2022	ROCHESTER	SECT 5307: ROCHESTER RR OPERATING ASSISTANCE	0.00	B9	TRANSIT OPERATIONS	FTA	13,700,000	-	-	2,000,000	-	-	11,700,000
1040	BB	TRF-0047-22B	2022	ROCHESTER	CITY OF ROCHESTER; PURCHASE TWO (2) BUS SHELTERS	0.00	TR	TRANSIT GRANT CAP IMP (NON-VEHICLE)	LF	20,000	-	-	-	-	-	20,000
1042	BB	TRS-0047-22T	2022	ROCHESTER	CITY OF ROCHESTER; RR PURCHASE 40-FT. BUS FOR EXPANSION	0.00	TR	TRANSIT VEHICLE PURCHASE	STBGP	546,000	436,800	-	-	-	-	109,200
1043	BB	TRS-0047-22TA	2022	ROCHESTER	CITY OF ROCHESTER; PURCHASE FOUR (4) FIXED ROUTE REPLACEMENT BUSES (CLASS 700)	0.00	TR	TRANSIT VEHICLE PURCHASE	STBGP	2,184,000	1,747,200	-	-	-	-	436,800
1046	CSAH 4	055-604-018	2022	OLMSTED COUNTY	CSAH 4 AND CR 104/60TH AVENUE NW REBUILD - FROM JCT CSAH 3 N TO 0.5 MI W OF JCT 50 AVE NW	0.00	RC	NEW PAVEMENT	STBGP	4,500,000	2,370,000	-	-	-	-	2,130,000
1058	US 14	5501-40	2022	MnDOT	US 14, BYRON TO ROCHESTER FROM CSAH 34 TO US 52, HIGH TENSION CABLE BARRIER	7.25	SH	TRAFFIC BARRIER	HSIP	826,000	743,400	-	-	82,600	-	-
1059	US 14	5503-47	2022	MnDOT	**SPP** US 14 EB AND WB FROM CSAH 36/MARION ROAD TO 0.2 MI E CSAH 19, BITUMINOUS MILL AND OVERLAY	5.10	RS	MILL AND OVERLAY	NHPP	3,100,000	2,480,000	-	-	620,000	-	-
Total										24,876,000	7,777,400	-	2,000,000	702,600	-	14,396,000

SFY 2019-2022 STATE TRANSPORTATION IMPROVEMENT PROGRAM (STIP)

SORT BY: ATP, YEAR, TRANSIT, RAIL, LOCAL SP, MNDOT SP, SETASIDE

MANKATO-NORTH MANKATO AREA PLANNING ORGANIZATION																
SEQ#	ROUTE SYSTEM	PROJECT NUMBER (SP)	YEAR	AGENCY	PROJECT DESCRIPTION	MILE	PRGM	WORK TYPE	PROPOSED FUND	STIP TOTAL	FHWA	AC	FTA	TH	BOND	OTHER
1082	BB	TRF-0028-19A	2019	MANKATO	SECT 5307: CITY OF MANKATO; RR TRANSIT OPERATING ASSISTANCE	0.00	B9	TRANSIT OPERATIONS	FTA	1,900,000	-	-	532,000	-	-	1,368,000
1083	BB	TRF-0028-19B	2019	MANKATO	SECT 5307: CITY OF MANKATO; RR TRANSIT PREVENTIVE MAINTENANCE	0.00	B9	TRANSIT OPERATIONS	FTA	263,000	-	-	188,000	-	-	75,000
1084	BB	TRF-0028-19C	2019	MANKATO	SECT 5307: COMPLETE FUEL SYSTEM REPLACEMENT (TANKS, BUMPS, LIGHTED CANOPY)	0.00	B9	TRANSIT GRANT CAP IMP (NON-VEHICLE)	FTA	600,000	-	-	480,000	-	-	120,000
1085	BB	TRF-0028-19D	2019	MANKATO	SECT 5307: CITY OF MANKATO; PURCHASE ONE (1) BUS <30 FT REPLACEMENT BUS (CLASS 400)	0.00	B9	TRANSIT VEHICLE PURCHASE	FTA	200,000	-	-	160,000	-	-	40,000
1086	BB	TRF-0028-19ZO	2019	MANKATO	CITY OF MANKATO; RR TRANSIT OPERATING ASSISTANCE: NEW SERVICE EXPANSION PROGRAM	0.00	TR	TRANSIT OPERATIONS	LF	970,000	-	-	-	-	-	970,000
1092	CSAH 90	007-070-005AC	2019	BLUE EARTH COUNTY	**AC**CSAH 90, AT THE JCT OF CSAH 90 & TH 22, CONSTRUCT ROUNDABOUT (TIED 0704-108) (AC PAYBACK 1 OF 1)	0.10	SH	ROUNDABOUT	HSIP	528,110	528,110	-	-	-	-	-
1101	LOCAL	137-080-002AC1	2019	MANKATO	**AC** ADAMS ST; FROM TH 22 TO CSAH 12, CONSTRUCT NEW ROAD, ROUNDABOUT AND PED/BIKE TRAIL (AC PAYBACK 1 OF 2)	1.10	MC	GRADING ONLY	STBGP	173,085	173,085	-	-	-	-	-
1102	MSAS 138	137-138-001	2019	MANKATO	MSAS 138, ALONG WARREN STREET FROM BALCERZAK DRIVE TO STADIUM ROAD, CONSTRUCT SIDEWALK, SIGNALS AND ADDITIONAL PEDESTRIAN CHANNELIZATION AT VARIOUS LOCATIONS	0.40	BT	PED RAMPS (ADA IMP)	STBGTAP	665,839	422,952	-	-	-	-	242,887
1104	MSAS 119	150-119-003	2019	NORTH MANKATO	**AC**MSAS 119 (COMMERCE DRIVE), FROM LOOKOUT DR TO LOR RAY DR, REMOVE AND REPLACE SURFACING, ADA AND LIGHTING (AC PAYBACK IN 2021 & 2022)	0.70	RD	BITUMINOUS RECLAMATION	STBGP	1,238,786	-	1,159,414	-	-	-	1,238,786
1107	MN 22	0704-108SAC	2019	MNDOT	**AC**MN 22, AT JCT OF CSAH 90, CONSTRUCT ROUNDABOUT (TIED 007-070-005) (AC PAYBACK 1 OF 1)	0.00	SH	ROUNDABOUT	HSIP	576,853	576,853	-	-	-	-	-
1108	MN 22	0704-110	2019	MNDOT	MN 22, FROM NORTH CITY LIMITS NEAR 5TH AVE NE OF MAPLETON (TO INCLUDE PLAZA AREA) TO INTERSECTION OF TH 22 AND 206TH STREET, LANDSCAPING	14.40	RB	LANDSCAPING	SF	1,013,667	-	-	-	938,667	-	75,000
1118	US 169	5211-69	2019	MNDOT	US169, 0.2 MI S TO 0.25 MI N OF TH 14, GRADING, FULL DEPTH BITUMINOUS RECLAMATION, MILL & OVERLAY, & SIGNAL & LIGHTING REVISIONS	0.60	RD	GRADING ONLY	SF	1,670,153	-	-	-	467,643	-	1,202,510
Total										9,799,493	1,701,000	1,159,414	1,360,000	1,406,310	-	5,332,183

SFY 2019-2022 STATE TRANSPORTATION IMPROVEMENT PROGRAM (STIP)

SORT BY: ATP, YEAR, TRANSIT, RAIL, LOCAL SP, MNDOT SP, SETASIDE

MANKATO-NORTH MANKATO AREA PLANNING ORGANIZATION																
SEQ#	ROUTE SYSTEM	PROJECT NUMBER (SP)	YEAR	AGENCY	PROJECT DESCRIPTION	MILE	PRGM	WORK TYPE	PROPOSED FUND	STIP TOTAL	FHWA	AC	FTA	TH	BOND	OTHER
1135	BB	TRF-0028-20A	2020	MANKATO	SECT 5307: CITY OF MANKATO; RR TRANSIT OPERATING ASSISTANCE		B9	TRANSIT OPERATIONS	FTA	2,000,000	-	-	532,000	-	-	1,468,000
1136	BB	TRF-0028-20B	2020	MANKATO	SECT 5307: CITY OF MANKATO; RR TRANSIT PREVENTIVE MAINTENANCE		B9	TRANSIT OPERATIONS	FTA	200,000	-	-	160,000	-	-	40,000
1137	BB	TRF-0028-20C	2020	MANKATO	SECT 5307: CITY OF MANKATO; PURCHASE ONE (1) LF REPLACEMENT BUS (CLASS 400)		B9	TRANSIT VEHICLE PURCHASE	FTA	200,000	-	-	160,000	-	-	40,000
1143	CSAH 12	007-612-021AC	2020	BLUE EARTH COUNTY	**AC**CSAH 12, FROM CSAH 17 TO TH 83, CONSTRUCT NEW ROAD AND ROUNDABOUT AT JCT TH 83 (TIED 0711-30)(AC PAYBACK 1 OF 1)	1.70	MC	GRADING ONLY	STBGP	1,596,000	1,596,000	-	-	-	-	-
1144	CSAH 41	007-641-007	2020	BLUE EARTH COUNTY	CSAH 41 OVER LE SUEUR RIVER, 0.7 MI S OF JCT CR 183, REPLACE BR 7274 WITH BR 07600 AND APPROACHES	0.10	BR	BRIDGE REPLACEMENT	BROS	1,800,000	960,000	-	-	-	-	840,000
1149	LOCAL	137-080-002AC2	2020	MANKATO	**AC** ADAMS ST; FROM TH 22 TO CSAH 12, CONSTRUCT NEW ROAD, ROUNDABOUT AND PED/BIKE TRAIL (AC PAYBACK 2 OF 2)	1.10	MC	GRADING ONLY	STBGP	636,000	636,000	-	-	-	-	-
1150	PED/BIKE	150-090-003	2020	NORTH MANKATO	AROUND DAKOTA MEADOWS SCHOOL IN NORTH MANKATO, IMPROVE VARIOUS CROSSINGS AND CONSTRUCT TRAILS	0.00	EN	NEW TRAIL	STBGTAP	334,200	267,360	-	-	-	-	66,840
Total										6,766,200	3,459,360	-	852,000	-	-	2,454,840

SFY 2019-2022 STATE TRANSPORTATION IMPROVEMENT PROGRAM (STIP)

SORT BY: ATP, YEAR, TRANSIT, RAIL, LOCAL SP, MNDOT SP, SETASIDE

MANKATO-NORTH MANKATO AREA PLANNING ORGANIZATION																
SEQ#	ROUTE SYSTEM	PROJECT NUMBER (SP)	YEAR	AGENCY	PROJECT DESCRIPTION	MILE	PRGM	WORK TYPE	PROPOSED FUND	STIP TOTAL	FHWA	AC	FTA	TH	BOND	OTHER
1174	BB	TRF-0028-21A	2021	MANKATO	SECT 5307: CITY OF MANKATO; RR TRANSIT OPERATING ASSISTANCE	0.00	B9	TRANSIT OPERATIONS	FTA	2,100,000	-	-	532,000	-	-	1,568,000
1175	BB	TRF-0028-21B	2021	MANKATO	SECT 5307: CITY OF MANKATO; RR TRANSIT PREVENTIVE MAINTENANCE	0.00	B9	TRANSIT OPERATIONS	FTA	200,000	-	-	160,000	-	-	40,000
1176	BB	TRF-0028-21C	2021	MANKATO	SECT 5339: CITY OF MANKATO; PURCHASE ONE (1) BUS <30 FT REPLACEMENT BUS (CLASS 400)	0.00	BB	TRANSIT VEHICLE PURCHASE	FTA	200,000	-	-	160,000	-	-	40,000
1177	BB	TRS-0028-21TA	2021	MANKATO	CITY OF MANKATO; PURCHASE ONE (1) STD 40 FT. REPLACEMENT BUS (CLASS 700)	0.00	TR	TRANSIT VEHICLE PURCHASE	STBGP	530,000	424,000	-	-	-	-	106,000
1182	CSAH 13	052-613-021	2021	NICOLLET COUNTY	CSAH 13, FROM 506TH ST TO TH 99, MILL AND CONCRETE OVERLAY	3.90	RD	MILL AND OVERLAY	STBGP	4,000,000	1,596,000	-	-	-	-	2,404,000
1188	MSAS 119	150-119-003AC1	2021	NORTH MANKATO	**AC**MSAS 119 (COMMERCE DRIVE), FROM LOOKOUT DR TO LOR RAY DR, REMOVE AND REPLACE SURFACING, ADA AND LIGHTING (AC PAYBACK 1 OF2)	0.70	RD	BITUMINOUS RECLAMATION	STBGP	908,000	908,000	-	-	-	-	-
1189	PED/BIKE	150-591-001	2021	NORTH MANKATO	IN NORTH MANKATO ALONG MONROE AVE, GARFIELD AVE, CENTER ST, RANGE ST AND WHEELER PARK, CONSTRUCT PED/BIKE TRAIL, ADA, CURB EXTENSIONS, STRIPING AND CREATE PICK UP/DROP OFF AREA	0.00	EN	NEW TRAIL	STBGTP	300,400	224,428	-	-	-	-	75,972
1192	US 169	0713-80	2021	MNDOT	**ELLA**US 169, AT THE INTERSECTION OF TH 169 AND OWATONNA ST IN THE CITY OF MANKATO, REPLACE SIGNAL SYSTEM	0.00	SC	TRAFFIC SIGNAL REVISION	NHPP	370,000	148,000	-	-	37,000	-	185,000
Total										8,608,400	3,300,428	-	852,000	37,000	-	4,418,972

SFY 2019-2022 STATE TRANSPORTATION IMPROVEMENT PROGRAM (STIP)

SORT BY: ATP, YEAR, TRANSIT, RAIL, LOCAL SP, MNDOT SP, SETASIDE

MANKATO-NORTH MANKATO AREA PLANNING ORGANIZATION																
SEQ#	ROUTE SYSTEM	PROJECT NUMBER (SP)	YEAR	AGENCY	PROJECT DESCRIPTION	MILE	PRGM	WORK TYPE	PROPOSED FUND	STIP TOTAL	FHWA	AC	FTA	TH	BOND	OTHER
1220	BB	TRF-0028-22A	2022	MANKATO	SECT 5307: CITY OF MANKATO RR TRANSIT OPERATING ASSISTANCE	0.00	B9	TRANSIT OPERATIONS	FTA	2,100,000	-	-	532,000	-	-	1,568,000
1221	BB	TRF-0028-22B	2022	MANKATO	SECT 5307: CITY OF MANKATO RR TRANSIT PREVENTATIVE MAINTENANCE	0.00	B9	TRANSIT OPERATIONS	FTA	200,000	-	-	160,000	-	-	40,000
1222	BB	TRS-0028-22T	2022	MANKATO	CITY OF MANKATO; PURCHASE ONE (1) BUS >35FT REPLACEMENT BUS (CLASS 700)	0.00	TR	TRANSIT VEHICLE PURCHASE	STBGP	550,000	440,000	-	-	-	-	110,000
1228	MSAS 139	137-139-001	2022	MANKATO	MSAS 139 (TIMBERWOLF DRIVE), FROM THE INTERSECTION OF HERON DR TO 0.2 MI E, CONSTRUCT PEDESTRIAN CROSSING AND HAWK SYSTEM	0.20	EN	PED RAMPS (ADA IMP)	STBGTP	191,805	153,444	-	-	-	-	38,361
1229	MSAS 140	137-140-001	2022	MANKATO	MSAS 140, JCT OF POHL ROAD AND STADIUM ROAD, CONSTRUCT ROUNDABOUT AND RESURFACE POHL ROAD FROM BALCERZAK DRIVE TO STADIUM ROAD	0.40	MC	ROUNDABOUT	STBGP	995,000	795,814	-	-	-	-	199,186
1231	MSAS 119	150-119-003AC2	2022	NORTH MANKATO	**AC**MSAS 119 (COMMERCE DRIVE), FROM LOOKOUT DR TO LOR RAY DR, REMOVE AND REPLACE SURFACING, ADA AND LIGHTING (AC PAYBACK 2 OF 2)	0.70	RD	BITUMINOUS RECLAMATION	STBGP	251,414	251,414	-	-	-	-	-
Total										4,288,219	1,640,672	-	692,000	-	-	1,955,547

Highway Safety Improvement Program (HSIP)

HIGHWAY SAFETY IMPROVEMENT PROGRAM (HSIP)

The Highway Safety Improvement Program (HSIP) is a core Federal-aid program. The goal of the program is to achieve a significant reduction in traffic fatalities and serious injuries on all public roads. HSIP requires a data-driven, strategic approach to improve highway safety. HSIP goals for each district and ATP are determined by fatal and serious injury crashes. HSIP funds are managed at the statewide level by the Office of Traffic Engineering (OTE) and by the Office of Transportation System Management (OTSM).

MnDOT projects were selected for the 2019-2022 STIP through a centralized process. Three separate solicitations were held for the Greater Minnesota local projects, Greater Minnesota District projects and Metro projects. Low cost, systematic, projects were prioritized over reactive single location improvements. Projects funded include: systematic intersection lighting, enhanced edge lines, rumble strips, chevrons on curves and cable median barrier. The Office of Traffic Engineering approves all state and local HSIP projects before they are included in the STIP.

Projects were selected using the following criteria:

- Road Safety Plan developed project
- Ability to meet the intent of the SHSP
- Critical Crash rates
- SHSP (critical emphasis areas)
- Cost per intersection and/or cost per mile
- ADT

For Greater Minnesota the selection committee was comprised of individuals from the following offices:

- MnDOT Office of Traffic Engineering
- FHWA (Advisory)
- MnDOT Office of State Aid for Local Transportation (local solicitation only)

For the Metro District ATP the selection committee was comprised of individual representing:

- MnDOT Metro Traffic (2)
- Metro County Engineering (2)
- Metro City Engineering (2)

Figure A-2 HIGHWAY SAFETY IMPROVEMENT PROGRAM FUNDING BY YEAR (\$ MILLIONS)					
	2019	2020	2021	2022	TOTAL
Federal Highway Funds	42	37	45	41	165

SFY 2019-2022 STATE TRANSPORTATION IMPROVEMENT PROGRAM (STIP)

SORT BY: ATP, YEAR, TRANSIT, RAIL, LOCAL SP, MNDOT SP, SETASIDE

HIGHWAY SAFETY IMPROVEMENT PROGRAM

SEQ#	ATP	ROUTE SYSTEM	PROJECT NUMBER (SP)	YEAR	AGENCY	PROJECT DESCRIPTION	MILE	PRGM	WORK TYPE	PROPOSED FUND	STIP TOTAL	FHWA	AC	FTA	TH	BOND	OTHER
14	1	LOCAL 999	001-070-005	2019	AITKIN COUNTY	D1 AITKIN COUNTYWIDE, VARIOUS LOCATIONS, INSTALL 2019 6" CENTERLINE EPOXY STRIPPING & 6"GROUND IN WET REFLECTIVE EDGELINE STRIPING	0.00	SH	STRIPING	HSIP	138,000	124,200	-	-	-	-	13,800
15	1	LOCAL 999	001-070-006	2019	AITKIN COUNTY	D1 AITKIN COUNTYWIDE, VARIOUS LOCATIONS, INSTALL INTERSECTION LIGHTING	0.00	SH	LIGHTINGS	HSIP	113,778	102,400	-	-	-	-	11,378
21	1	LOCAL 999	031-070-007AC	2019	ITASCA COUNTY	**AC** D1 ITASCA COUNTYWIDE, VARIOUS LOCATIONS, INSTALL 2019 6" CENTERLINE EPOXY STRIPPING & 6"GROUND IN WET REFLECTIVE EDGELINE STRIPING (AC PAYBACK 1 OF 1)	0.00	SH	STRIPING	HSIP	169,950	169,950	-	-	-	-	-
23	1	LOCAL 999	069-070-032	2019	ST. LOUIS COUNTY	D1 ST LOUIS COUNTYWIDE, VARIOUS LOCATIONS, INSTALL 6-INCH EPOXY EDGELINE STRIPES	0.00	SH	STRIPING	HSIP	130,000	117,000	-	-	-	-	13,000
24	1	LOCAL 999	069-070-037	2019	ST. LOUIS COUNTY	D1 ST LOUIS COUNTYWIDE, VARIOUS LOCATIONS, INSTALL INTERSECTION PAVEMENT MARKING	0.00	SH	PAVEMENT MARKINGS	HSIP	270,000	243,000	-	-	-	-	27,000
25	1	LOCAL 999	069-070-038	2019	ST. LOUIS COUNTY	D1 ST LOUIS COUNTY, JCT CSAH 7/US 53 CONSTRUCT J-TURN (TIED TO 6916-109)	0.00	SH	TURN LANES	HSIP	400,000	350,000	-	-	-	-	50,000
64	1	MN 999	8821-295	2019	MNDOT	DISTRICTWIDE RICWS - 4 LOCATIONS	0.00	SH	WARNING FLASHERS	HSIP	1,050,000	945,000	-	-	105,000	-	-
66	1	MN 999	8821-311	2019	MNDOT	US 2 CORRIDOR FR. E. LIMITS LAPRAIRE TO 6 MI. E. GAWAN & MN 61 CORRIDOR FR. HOMESTEAD RD TO 0.6 M. S. PIGEON R. INSTALL SHLD RUMBLE STRIPS VARIOUS LOCATIONS	0.00	SH	EDGELINE RUMBLE STRIPS	HSIP	283,333	255,000	-	-	28,333	-	-
261	2	CSAH 9	004-070-025	2019	BELTRAMI COUNTY	CSAH 9, FROM US 2 TO CSAH 26, 2' PAVED SHOULDER WITH RUMBLE STRIPS, SAFETY WEDGE AND 6" EDGELINE PAVEMENT MARKING (CAPPED \$99,879)	6.90	SH	PAVEMENT MARKINGS	HSIP	110,977	99,879	-	-	-	-	11,098
265	2	CSAH 10	035-070-009	2019	KITTSOON COUNTY	CSAH 10, FROM US 59 TO KITTSOON/ROSEAU CO LINE, 2' PAVED SHOULDER WITH RUMBLE STRIPS, SAFETY WEDGE AND 6" EDGELINE PAVEMENT MARKING (CAPPED \$334,541) (ASSOCIATED TO SP 035-610-017)	12.70	SH	PAVEMENT MARKINGS	HSIP	371,715	334,541	-	-	-	-	37,174
269	2	CSAH 38	054-070-010	2019	NORMAN COUNTY	CSAH 38, FROM S COUNTY LINE TO CSAH 31, 2' SHOULDER PAVE, RUMBLE STRIPS, SAFETY EDGE, 6" EDGELINE MARKINGS (CAPPED \$152,910)	6.00	SH	PAVE SHOULDER	HSIP	169,900	152,910	-	-	-	-	16,990
271	2	CSAH 17	057-070-012	2019	PENNINGTON COUNTY	CSAH 17, FROM CSAH 3 TO CSAH 8, 2' SHOULDER PAVE, RUMBLE STRIPS, 6" WIDE EDGELINE AND SAFETY EDGE (TIED WITH 057-070-013 & 057-070-014) (CAPPED \$162,000)	5.40	SH	PAVE SHOULDER	HSIP	180,000	162,000	-	-	-	-	18,000

SFY 2019-2022 STATE TRANSPORTATION IMPROVEMENT PROGRAM (STIP)

SORT BY: ATP, YEAR, TRANSIT, RAIL, LOCAL SP, MNDOT SP, SETASIDE

HIGHWAY SAFETY IMPROVEMENT PROGRAM

SEQ#	ATP	ROUTE SYSTEM	PROJECT NUMBER (SP)	YEAR	AGENCY	PROJECT DESCRIPTION	MILE	PRGM	WORK TYPE	PROPOSED FUND	STIP TOTAL	FHWA	AC	FTA	TH	BOND	OTHER
272	2	CSAH 8	057-070-013	2019	PENNINGTON COUNTY	CSAH 8, FROM CSAH 17 TO TH 59, 2' SHOULDER PAVE, RUMBLE STRIPS, 6" WIDE EDGELINE AND SAFETY EDGE (TIED WITH 057-070-012 & 057-070-014) (CAPPED \$75,600)	2.10	SH	PAVE SHOULDER	HSIP	84,000	75,600	-	-	-	-	8,400
273	2	CSAH 16	057-070-014	2019	PENNINGTON COUNTY	CSAH 16, FROM TH 32 TO TH 59, RUMBLE STRIPS (TIED WITH 057-070-012 & 057-070-013) (CAPPED \$4,500)	2.40	SH	EDGELINE RUMBLE STRIPS	HSIP	5,000	4,500	-	-	-	-	500
275	2	LOCAL	088-070-058	2019	LOCAL	DISTRICTWIDE 6" HI-BUILD LATEX PAVEMENT MARKINGS (CAPPED \$404,611)	0.00	SH	PAVEMENT MARKINGS	HSIP	449,568	404,611	-	-	-	-	44,957
285	2	US 71	2904-15S	2019	MNDOT	US 71, INTERSECTION RECONSTRUCTION, ROUNDABOUT AT TH 71 & HUBBARD CSAH 15 INTERSECTION, S OF PARK RAPIDS (2018 HSIP FUNDS)	0.00	SH	ROUNDABOUT	HSIP	375,000	337,500	-	-	37,500	-	-
427	3	LOCAL 999	030-070-011	2019	ISANTI COUNTY	COUNTYWIDE, 6" GROUND-IN WET REFLECTIVE PAVEMENT MARKINGS ON MULTIPLE ISANTI COUNTY ROADS	0.00	SH	PAVEMENT MARKINGS	HSIP	150,960	135,864	-	-	-	-	15,096
428	3	CSAH 5	030-070-014	2019	ISANTI COUNTY	ISANTI CSAH 5, INSTALL RICWS AND LIGHTING AT MN 47 INTERSECTION	0.00	SH	WARNING FLASHERS	HSIP	144,000	129,600	-	-	-	-	14,400
431	3	LOCAL 999	049-070-022	2019	MORRISON COUNTY	COUNTYWIDE, GROUND-IN 6" EPOXY WET REFLECTIVE MARKINGS ON MULTIPLE MORRISON COUNTY ROADS	0.00	SH	PAVEMENT MARKINGS	HSIP	383,888	345,500	-	-	-	-	38,388
432	3	LOCAL 999	049-070-026	2019	MORRISON COUNTY	MORRISON COUNTY, GROUND-IN PAVEMENT MESSAGES AND STOP BARS ON VARIOUS CSAH AND COUNTY ROADS	0.00	SH	PAVEMENT MARKINGS	HSIP	96,000	86,400	-	-	-	-	9,600
439	3	LOCAL 999	073-070-018	2019	STEARNS COUNTY	COUNTYWIDE, GROUND-IN WET REFLECTIVE EPOXY MARKINGS ON MULTIPLE STEARNS COUNTY ROADS	0.00	SH	PAVEMENT MARKINGS	HSIP	622,230	560,007	-	-	-	-	62,223
440	3	LOCAL 999	073-070-020	2019	STEARNS COUNTY	COUNTYWIDE, IMPROVE INTERSECTION LIGHTING ON MULTIPLE STEARNS COUNTY ROADS	0.00	SH	LIGHTINGS	HSIP	237,500	213,750	-	-	-	-	23,750
441	3	LOCAL 999	073-070-022	2019	STEARNS COUNTY	STEARNS COUNTY, SIGNAL CONFIRMATION LIGHTS ON MULTIPLE STEARNS COUNTY ROADS	0.00	SH	TRAFFIC SIGNAL REVISION	HSIP	55,000	49,500	-	-	-	-	5,500
446	3	LOCAL 999	077-070-011	2019	TODD COUNTY	TODD COUNTY, GROUND IN WET REFLECTIVE PAVEMENT MARKING ON MULTIPLE TODD COUNTY ROADS	0.00	SH	PAVEMENT MARKINGS	HSIP	319,504	287,554	-	-	-	-	31,950
447	3	LOCAL 999	086-070-017	2019	WRIGHT COUNTY	WRIGHT COUNTY, CENTERLINE MUMBLE STRIPS ALONG MULTIPLE WRIGHT COUNTY ROADS	0.00	SH	CENTERLINE RUMBLE STRIPS	HSIP	93,600	84,240	-	-	-	-	9,360
448	3	CSAH 39	086-070-018	2019	WRIGHT COUNTY	**AC** WRIGHT CSAH 39, CONSTRUCT TURN LANES AND STRIPING (AC PROJECT, PAYBACK IN 2020 AND 2021)	0.00	SH	TURN LANES	HSIP	2,595,000	900,000	405,000	-	-	-	1,695,000
462	3	MN 6	1802-53S	2019	MNDOT	MN 6, FROM 0.7 MI N OF OLANDER RD TO 0.2 MI S OF CSAH 1 IN EMILY AND FROM .2 MI N OF CSAH 1 IN EMILY TO BR# 11005 IN OUTING, MILL AND OVERLAY INCLUDING SHOULDER PAVING (HSIP PROJECT)	14.10	SH	MILL AND OVERLAY	HSIP	254,000	228,600	-	-	25,400	-	-

SFY 2019-2022 STATE TRANSPORTATION IMPROVEMENT PROGRAM (STIP)

SORT BY: ATP, YEAR, TRANSIT, RAIL, LOCAL SP, MNDOT SP, SETASIDE

HIGHWAY SAFETY IMPROVEMENT PROGRAM

SEQ#	ATP	ROUTE SYSTEM	PROJECT NUMBER (SP)	YEAR	AGENCY	PROJECT DESCRIPTION	MILE	PRGM	WORK TYPE	PROPOSED FUND	STIP TOTAL	FHWA	AC	FTA	TH	BOND	OTHER
467	3	MN 65	3004-62	2019	MNDOT	MN 65, CONSTRUCT INTERSECTION SAFETY IMPROVEMENTS AT JCT OF MN 65 AND MN 107 SOUTH OF BRAHAM. REPLACE PIPE UNDER SB MN 65, ASSOCIATED SP 3003-48.	0.00	SH	SAFETY IMPROVEMENT	HSIP	1,950,000	1,620,000	-	-	330,000	-	-
710	4	LOCAL 999	056-070-025	2019	BECKER COUNTY	COUNTYWIDE LOCAL HSIP, LATEX EDGELINES	0.00	SH	STRIPING	HSIP	195,440	175,896	-	-	-	-	19,544
714	4	LOCAL 999	088-070-056	2019	CLAY COUNTY	DISTRICTWIDE LOCAL HSIP - LATEX AND EPOXY STRIPING, VARIOUS LOCATIONS	0.00	SH	STRIPING	HSIP	993,080	893,772	-	-	-	-	99,308
718	4	US 10	0301-70	2019	MNDOT	**ELLA** ON TH 10, AT TH 10 AND CSAH 7 IN LAKE PARK, TURN LANES AND INSTALL SIGNAL	0.30	SH	TRAFFIC SIGNAL INSTALL	HSIP	661,059	334,406	-	-	51,849	-	274,804
725	4	MN 28	6103-34S	2019	MNDOT	ON TH 28, FROM GLENWOOD TO STARBUCK, SHOULDER WIDENING (ASSOCIATED TO 6103-34)	7.60	SH	BITUMINOUS RECLAMATION	HSIP	1,440,904	1,296,814	-	-	144,090	-	-
863	6	CSAH 46	066-070-017	2019	RICE COUNTY	CSAH 46, AT TH 19/ FLYING J, INTERSECTION REALIGNMENT	0.00	SH	NEW PAVEMENT	HSIP	654,800	589,320	-	-	-	-	65,480
864	6	CSAH 19	066-070-018AC	2019	RICE COUNTY	**AC** CSAH 19, MILL, RECLAMATION, BITUMINOUS SURFACING, SHOULDER PAVING AND RUMBLE STRIPS (AC PAYBACK 1 OF 1)	0.00	SH	BITUMINOUS RECLAMATION	HSIP	419,000	419,000	-	-	-	-	-
865	6	CSAH 3	079-070-009AC	2019	WABASHA COUNTY	**AC** CSAH 3 FROM TH 60 TO TH 63, BITUMINOUS RECLAMATION, BITUMINOUS PAVING, BITUMINOUS SHOULDER PAVING, EDGELINE STRIPING AND RUMBLE STRIPS (ASSOCIATED WITH SAP 079-603-005) (AC PAYBACK, 1 OF 1)	0.00	SH	BITUMINOUS RECLAMATION	HSIP	270,000	270,000	-	-	-	-	-
866	6	CSAH 59	079-070-010	2019	WABASHA COUNTY	**AC** REALIGNMENT OF CSAH 59 AND CSAH 10 INTERSECTION AT TH 61 (AC PROJECT, PAYBACK IN 2020)	0.00	SH	NEW PAVEMENT	HSIP	80,000	-	720,000	-	-	-	80,000
867	6	LOCAL	079-070-012	2019	WABASHA COUNTY	COUNTYWIDE 2' SHOULDER PAVING, RUMBLE STRIPS AND SAFETY EDGE ON HORIZONTAL CURVES - TIED WITH SP 079-070-014	0.00	SH	SHOULDER REPAIR	HSIP	1,000,000	900,000	-	-	-	-	100,000
868	6	CSAH 4, 11, 18 AND 84	079-070-014	2019	WABASHA COUNTY	**AC** WABASHA COUNTY CSAH 4, 11, 18 AND 84, SHOULDER PAVING, RUMBLE STRIPS, SAFETY EDGE (AC PROJECT, PAYBACK IN 2020) - TIED WITH SP 079-070-012	0.00	SH	SHOULDER REPAIR	HSIP	57,000	-	513,000	-	-	-	57,000
890	6	US 52	5507-69SAC	2019	MnDOT	**AC** US 52 FROM I-90 TO US 63 IN SOUTH ROCHESTER, CABLE MEDIAN BARRIER - HSIP PORTION OF SP 5507-69 (AC PAYBACK 1 OF 1)	0.00	SH	TRAFFIC BARRIER	HSIP	645,505	645,505	-	-	-	-	-
891	6	US 63	5509-86	2019	MnDOT	**SEC164**US 63, FROM NORTH LIMITS OF STEWARTVILLE TO SOUTH LIMITS OF ROCHESTER JUST SOUTH OF TH 52, CABLE MEDIAN BARRIER	7.26	SH	TRAFFIC BARRIER	HSIP	800,000	800,000	-	-	-	-	-
897	6	US 61	7906-96S	2019	MnDOT	HSIP PORTION OF SP 7906-96 - FOR WABASHA R-CUTS	0.00	SH	MILL AND OVERLAY	HSIP	2,500,000	2,250,000	-	-	250,000	-	-
907	6	I 90	8580-167S	2019	MnDOT	**SEC164** HIGH TENSION CABLE BARRIER (HSIP PORTION OF 8580-167)	4.90	RS	TRAFFIC BARRIER	HSIP	550,000	550,000	-	-	-	-	-
920	6	LOCAL 999	8806-SHL-19	2019	LOCAL	HSIP SETASIDE - LOCAL - 2019	0.00	SH	SAFETY	HSIP	322,978	290,680	-	-	-	-	32,298

SFY 2019-2022 STATE TRANSPORTATION IMPROVEMENT PROGRAM (STIP)

SORT BY: ATP, YEAR, TRANSIT, RAIL, LOCAL SP, MNDOT SP, SETASIDE

HIGHWAY SAFETY IMPROVEMENT PROGRAM

SEQ#	ATP	ROUTE SYSTEM	PROJECT NUMBER (SP)	YEAR	AGENCY	PROJECT DESCRIPTION	MILE	PRGM	WORK TYPE	PROPOSED FUND	STIP TOTAL	FHWA	AC	FTA	TH	BOND	OTHER
1092	7	CSAH 90	007-070-005AC	2019	BLUE EARTH COUNTY	**AC**CSAH 90, AT THE JCT OF CSAH 90 & TH 22, CONSTRUCT ROUNDABOUT (TIED 0704-108) (AC PAYBACK 1 OF 1)	0.10	SH	ROUNDABOUT	HSIP	528,110	528,110	-	-	-	-	-
1093	7	CSAH	017-070-007	2019	COTTONWOOD COUNTY	COUNTY WIDE, RUMBLE STRIPES & GROUND IN WET REFLECTIVE STRIPING	0.00	SH	STRIPING	HSIP	369,600	332,640	-	-	-	-	36,960
1094	7	CSAH 1	017-070-008	2019	COTTONWOOD COUNTY	CSAH 1, FROM TH 30 TO BROWN COUNTY LINE, MILL & OVERLAY, EDGELINES, PAVE SHOULDERS, RUMBLE STRIPES, SAFETY EDGE & GROUND IN WET REFLECTIVE STRIPING	4.00	SH	PAVE SHOULDER	HSIP	168,151	151,336	-	-	-	-	16,815
1099	7	CSAH 21	083-070-012	2019	WATONWAN COUNTY	CSAH 21, FROM COTTONWOOD COUNTY LINE TO CSAH 5, LIGHTING, SIGNING AND PAVEMENT MARKINGS (TIED 083-621-007)	4.00	SH	SIGNING	HSIP	25,000	10,800	-	-	-	-	14,200
1107	7	MN 22	0704-108SAC	2019	MNDOT	**AC**MN 22, AT JCT OF CSAH 90, CONSTRUCT ROUNDABOUT (TIED 007-070-005) (AC PAYBACK 1 OF 1)	0.00	SH	ROUNDABOUT	HSIP	576,853	576,853	-	-	-	-	-
1114	7	MN 60	3204-72	2019	MNDOT	**SEC164** MN 60, FROM 0.2 MI W OF CSAH 24 TO 0.1 MI E OF CSAH 24, GRADING, CONCRETE SURFACING, BITUMINOUS SURFACING, ADA AND LIGHTING	1.30	SH	CHANNELIZATION	HSIP	3,600,000	3,600,000	-	-	-	-	-
1261	8	LOCAL 999	034-070-008	2019	KANDIYOHI COUNTY	COUNTYWIDE, 6" EDGELINE GROUND IN WET REFLECTIVE	0.00	SH	STRIPING	HSIP	286,176	257,558	-	-	-	-	28,618
1265	8	LOCAL 999	043-070-013	2019	MCLEOD COUNTY	COUNTYWIDE, 6" EDGELINE STRIPING	0.00	SH	STRIPING	HSIP	63,101	56,791	-	-	-	-	6,310
1267	8	LOCAL 999	047-070-010	2019	MEEKER COUNTY	COUNTYWIDE, CHEVERON SIGN INSTALLATION	0.00	SH	SIGNING	HSIP	82,000	73,800	-	-	-	-	8,200
1269	8	LOCAL 999	064-070-006	2019	REDWOOD COUNTY	COUNTYWIDE, 6" EDGELINE WET REFLECTIVE IN GROOVES	0.00	SH	STRIPING	HSIP	388,889	350,000	-	-	-	-	38,889
1270	8	CSAH 15	064-070-007	2019	REDWOOD COUNTY	CSAH 15, LAMBERTON TO SANBORN, EDGELINE RUMBLE STRIP AND 6' WET REFLECTIVE EPOXY	0.00	SH	STRIPING	HSIP	140,000	126,000	-	-	-	-	14,000
1272	8	LOCAL 999	065-070-009	2019	RENVILLE COUNTY	COUNTYWIDE, 6" EDGELINE STRIPING	0.00	SH	STRIPING	HSIP	83,330	74,997	-	-	-	-	8,333
1273	8	CSAH 10	065-070-010	2019	RENVILLE COUNTY	CSAH 10, MN RIVER BRIDGE 87505 TO US 212 & CSAH 11, CSAH 5 TO MN 4, GROUND IN WET REFLECTIVE MARKINGS	14.00	SH	STRIPING	HSIP	119,000	107,100	-	-	-	-	11,900
1275	8	LOCAL 999	087-070-015	2019	YELLOW MEDICINE COUNTY	COUNTYWIDE, 6" EDGELINE STRIPING	0.00	SH	STRIPING	HSIP	8,582	7,723	-	-	-	-	859
1284	8	MN 23	4207-57	2019	MNDOT	MN 23, MN23/LYON CSAH 7 (MARSHALL), CONSTRUCT J-TURN (INTERSECTION MODIFICATION) (2019 HSIP PROJECT)	0.30	SH	CHANNELIZATION	HSIP	1,200,000	1,080,000	-	-	120,000	-	-
2040	C	LOCAL 999	088-070-064	2019	MNDOT	**SEC164** STATEWIDE 2019 COUNTY ROAD SAFETY PLAN UPDATE	0.0	SH	SAFETY IMPROVEMENT	HSIP	1,250,000	1,000,000	-	-	-	-	250,000
2082	C	MN 999	880C-CAVI-19	2019	MNDOT	**SEC164** 2019 CONNECTED AUTONOMOUS VEHICLE INITIATIVES	0.0	SH	SAFETY IMPROVEMENT	HSIP	200,000	200,000	-	-	-	-	-
2083	C	MN 999	8816-2547	2019	MNDOT	**SEC164** 2019 TZD REGIONAL COORDINATOR POSITIONS	0.0	SH	TZD BEHAVIOR STRATEGIES	HSIP	500,000	500,000	-	-	-	-	-

SFY 2019-2022 STATE TRANSPORTATION IMPROVEMENT PROGRAM (STIP)

SORT BY: ATP, YEAR, TRANSIT, RAIL, LOCAL SP, MNDOT SP, SETASIDE

HIGHWAY SAFETY IMPROVEMENT PROGRAM

SEQ#	ATP	ROUTE SYSTEM	PROJECT NUMBER (SP)	YEAR	AGENCY	PROJECT DESCRIPTION	MILE	PRGM	WORK TYPE	PROPOSED FUND	STIP TOTAL	FHWA	AC	FTA	TH	BOND	OTHER
1452	M	CSAH 17	002-617-021	2019	ANOKA COUNTY	CSAH 17 AT CSAH 18 IN HAM LAKE/COLUMBUS - CONSTRUCT NEW SIGNAL, CONVERT BYPASS LANE TO LEFT TURN LANE ON CSAH 17	0.00	SH	TRAFFIC SIGNAL INSTALL	HSIP	972,000	874,800	-	-	-	-	97,200
1453	M	CSAH 18	002-618-032	2019	ANOKA COUNTY	CSAH 18 FROM CR 19 TO CSAH 62 - ADD RIGHT TURN LANES, BYPASS LANES AND OVERLAY	2.40	SH	MILL AND OVERLAY	HSIP	1,450,000	990,000	-	-	-	-	460,000
1456	M	US 212	010-596-010	2019	CARVER COUNTY	US 212 AT CSAH 34 IN NORWOOD YOUNG AMERICA AND CSAH 43 IN DAHLGREN TWP- INSTALL RURAL INTERSECTION CONFLICT WARNING SYSTEM (RICWS) AND LIGHTING AT BOTH INTERSECTIONS	0.00	SH	LIGHTINGS	HSIP	304,020	273,618	-	-	-	-	30,402
1457	M	CSAH 33	010-633-043AC	2019	CARVER COUNTY	**AC**CSAH 33 AT CSAH 34 IN NORWOOD YOUNG AMERICA- CONSTRUCT ROUNDABOUT (AC PAYBACK 1 OF 1)	0.00	SH	ROUNDABOUT	HSIP	1,516,709	1,516,709	-	-	-	-	-
1468	M	CSAH 15	027-615-022	2019	HENNEPIN COUNTY	CSAH 15 AT CSAH 19 IN ORONO - RECONSTRUCT INTERSECTION, TURN LANES, REPLACE SIGNAL	0.00	SH	TURN LANES	HSIP	1,628,000	656,100	-	-	-	-	971,900
1469	M	CSAH 17	027-617-030	2019	HENNEPIN COUNTY	CSAH 17 FROM HENNEPIN-CSAH 53 TO 0.05 MI N OF MN 62 RAMPS IN EDINA - REPLACE 2 RAMP SIGNALS, REMOVE FREE RIGHT TURN, CONSTRUCT ADDITIONAL LEFT TURN STORAGE, FLASHING YELLOW ARROW (FYA), BLUE LIGHTS, CONCRETE PAVEMENT REHABILITATION AND RECONSTRUCTION (ASSOCIATED TO 2774-23 AND 2774-23S)	0.30	SH	TURN LANES	HSIP	1,875,000	1,020,600	-	-	-	-	854,400
1472	M	CSAH 31	062-631-025	2019	RAMSEY COUNTY	CSAH 31 AT CSAH 58 IN ST PAUL- CONSTRUCT LEFT TURN LANES, REPLACE SIGNAL, AUDIBLE PEDESTRIAN SIGNAL (APS), COUNTDOWN TIMERS	0.00	SH	TURN LANES	HSIP	1,131,786	1,018,607	-	-	-	-	113,179
1475	M	LOCAL 999	070-030-009	2019	SCOTT COUNTY	VARIOUS LOCATIONS IN SCOTT COUNTY - CONSTRUCT TURN LANES	0.00	SH	TURN LANES	HSIP	1,782,000	1,603,800	-	-	-	-	178,200
1500	M	MN 65	0208-157S	2019	MNDOT	**ELLA**MN 65, FROM 0.2 MI S 143RD AVE NE IN HAM LAKE TO 0.2 MI N VIKING BLVD (CSAH 22) IN EAST BETHEL-CONSTRUCT REDUCED CONFLICT INTERSECTIONS AT 143RD AVE NE, 153RD AVE NE, 157TH AVE NE, 181ST AVE NE, 187TH AVE NE, AND VIKING BLVD (ASSOCIATED TO 0208-157 AND 0208-157A)	6.87	SH	OTHER	HSIP	5,656,768	5,091,091	-	-	565,677	-	-
1508	M	US 212	1013-90S	2019	MNDOT	US 212, CONSTRUCT REDUCED CONFLICT INTERSECTION AT CARVER-CSAH 41 IN BENTON TWP AND CLOSURE OF CSAH 36 E JUNCTION AT US 212 IN DAHLGREN TWP	0.87	SH	OTHER	HSIP	1,080,000	972,000	-	-	108,000	-	-

SFY 2019-2022 STATE TRANSPORTATION IMPROVEMENT PROGRAM (STIP)

SORT BY: ATP, YEAR, TRANSIT, RAIL, LOCAL SP, MNDOT SP, SETASIDE

HIGHWAY SAFETY IMPROVEMENT PROGRAM

SEQ#	ATP	ROUTE SYSTEM	PROJECT NUMBER (SP)	YEAR	AGENCY	PROJECT DESCRIPTION	MILE	PRGM	WORK TYPE	PROPOSED FUND	STIP TOTAL	FHWA	AC	FTA	TH	BOND	OTHER
1535	M	MN 62	2774-23S	2019	MNDOT	MN 62, FROM FRANCE AVE 0.3 MI E IN EDINA - CONSTRUCT PARALLEL ACCELERATION LANE AT EB ENTRANCE RAMP FROM FRANCE AVE (ASSOCIATED TO 2774-23 AND 027-617-030)	0.18	SH	OTHER	HSIP	572,400	515,160	-	-	57,240	-	-
1554	M	US 10	6243-18	2019	MNDOT	US 10 FROM N JCT I35W TO 0.7 MI E CR J IN MOUNDS VIEW - INSTALL CONTINUOUS FREEWAY LIGHTING (ASSOCIATED TO 6284-180)	0.70	SH	LIGHTINGS	HSIP	234,266	210,839	-	-	23,427	-	-
Total											49,584,410	41,711,531	1,638,000	-	1,846,516	-	6,026,363

SFY 2019-2022 STATE TRANSPORTATION IMPROVEMENT PROGRAM (STIP)

SORT BY: ATP, YEAR, TRANSIT, RAIL, LOCAL SP, MNDOT SP, SETASIDE

HIGHWAY SAFETY IMPROVEMENT PROGRAM

SEQ#	ATP	ROUTE SYSTEM	PROJECT NUMBER (SP)	YEAR	AGENCY	PROJECT DESCRIPTION	MILE	PRGM	WORK TYPE	PROPOSED FUND	STIP TOTAL	FHWA	AC	FTA	TH	BOND	OTHER
89	1	LOCAL 999	069-070-031	2020	ST. LOUIS COUNTY	D1 ST LOUIS COUNTYWIDE, VARIOUS LOCATIONS, INSTALL CENTERLINE RUMBLE STRIPS PACKAGE 2	0.00	SH	CENTERLINE RUMBLE STRIPS	HSIP	280,000	252,000	-	-	-	-	28,000
90	1	LOCAL 999	069-070-033	2020	ST. LOUIS COUNTY	D1 ST LOUIS COUNTYWIDE, VARIOUS LOCATIONS, INSTALL 6IN PAINT EDGELINE	0.00	SH	STRIPING	HSIP	70,000	63,000	-	-	-	-	7,000
91	1	LOCAL 999	069-070-035	2020	ST. LOUIS COUNTY	D1 ST LOUIS COUNTYWIDE, VARIOUS LOCATIONS, INSTALL HIGH FRICTION SURFACE TREATMENT FOR HIGH RISK, HIGH VOLUME CURVES	0.00	SH	BITUMINOUS OVERLAY	HSIP	370,000	333,000	-	-	-	-	37,000
92	1	LOCAL 999	069-070-036	2020	ST. LOUIS COUNTY	D1 ST LOUIS COUNTYWIDE, VARIOUS LOCATIONS, INSTALL HIGH FRICTION SURFACE TREATMENT FOR HIGH RISK, LOW VOLUME CURVES	0.00	SH	BITUMINOUS OVERLAY	HSIP	320,000	288,000	-	-	-	-	32,000
116	1	US 169	3116-149	2020	MNDOT	US 169 IN NASHWAUK. CONSTRUCT REDUCED CONFLICT INTERSECTION AT JCT US 169/MN 65.	0.00	SH	CHANNELIZATION	HSIP	400,000	360,000	-	-	40,000	-	-
134	1	MN 999	8821-319	2020	MNDOT	DISTRICTWIDE SAFETY IMPROVEMENTS. INSTALL COUNTDOWN TIMER PEDESTRIAN SIGNAL HEADS.	0.00	SH	TRAFFIC SIGNAL REVISION	HSIP	240,000	216,000	-	-	24,000	-	-
316	2	LOCAL	088-070-059	2020	LOCAL	DISTRICTWIDE 6" HI-BUILD LATEX PAVEMENT MARKINGS (CAPPED \$295,661)	0.00	SH	PAVEMENT MARKINGS	HSIP	328,242	295,661	-	-	-	-	32,581
330	2	MN 1	5701-315	2020	MNDOT	INTERSECTION OF W JCT ON MN 1/US 59 - W OF THIEF RIVER FALLS, ROUNDABOUT (2020 HSIP FUNDS)	0.10	SH	ROUNDABOUT	HSIP	750,000	675,000	-	-	75,000	-	-
344	2	LOCAL 999	8802-SHL-20	2020	LOCAL	LOCAL 999, DISTRICTWIDE - LOCAL HSIP - 2020	0.00	SH	SAFETY TARGET	HSIP	782,599	704,339	-	-	-	-	78,260
509	3	LOCAL 999	018-070-017	2020	CROW WING COUNTY	CROW WING COUNTY, 6" EDGLINES ON MULTIPLE CROW WING COUNTY ROADS	0.00	SH	STRIPING	HSIP	171,180	154,062	-	-	-	-	17,118
511	3	LOCAL 999	030-070-012	2020	ISANTI COUNTY	COUNTYWIDE, 6" GROUND-IN WET REFLECTIVE PAVEMENT MARKINGS ON MULTIPLE ISANTI COUNTY ROADS	0.00	SH	PAVEMENT MARKINGS	HSIP	118,500	106,650	-	-	-	-	11,850
513	3	CSAH 12	048-070-012	2020	MILLE LACS COUNTY	MILLE LACS COUNTY CSAH 12, CONSTRUCT REDUCED CONFLICT INTERSECTION AT JCT OF US 169 AND MILLE LACS CSAH 12 NORTH OF PRINCETON	0.00	SH	TURN LANES	HSIP	750,000	675,000	-	-	-	-	75,000
515	3	LOCAL 999	049-070-018	2020	MORRISON COUNTY	MORRISON COUNTY, INSTALL 6" LATEX MARKINGS ON MULTIPLE COUNTY ROADS	0.00	SH	PAVEMENT MARKINGS	HSIP	280,511	252,460	-	-	-	-	28,051
516	3	LOCAL 999	049-070-019	2020	MORRISON COUNTY	MORRISON COUNTY, INSTALL EDGELINE SINUSOIDAL RUMBLE STRIPES ON MULTIPLE COUNTY ROADS	0.00	SH	EDGELINE RUMBLE STRIPS	HSIP	373,333	336,000	-	-	-	-	37,333
519	3	CSAH 13	071-070-040S	2020	SHERBURNE COUNTY	**AC** SHERBURNE CSAH 13, CONSTRUCT ROUNDABOUT AT SHERBURNE CR 40 INTERSECTION AND CONSTRUCT ROUNDABOUT AT SHERBURNE CO CSAH 33 INTERSECTION IN ELK RIVER (AC PROJECT, AC PAYBACK IN 2021 & 2022)	0.00	SH	ROUNDABOUT	HSIP	100,000	-	900,000	-	-	-	100,000
526	3	LOCAL 999	077-070-012	2020	TODD COUNTY	TODD COUNTY, INSTALL GROUND IN WET REFLECTIVE PAVEMENT MARKINGS ON MULTIPLE COUNTY ROADS	0.00	SH	PAVEMENT MARKINGS	HSIP	323,560	291,204	-	-	-	-	32,356

SFY 2019-2022 STATE TRANSPORTATION IMPROVEMENT PROGRAM (STIP)

SORT BY: ATP, YEAR, TRANSIT, RAIL, LOCAL SP, MNDOT SP, SETASIDE

HIGHWAY SAFETY IMPROVEMENT PROGRAM

SEQ#	ATP	ROUTE SYSTEM	PROJECT NUMBER (SP)	YEAR	AGENCY	PROJECT DESCRIPTION	MILE	PRGM	WORK TYPE	PROPOSED FUND	STIP TOTAL	FHWA	AC	FTA	TH	BOND	OTHER
527	3	LOCAL 999	077-070-013	2020	TODD COUNTY	TODD COUNTY, INSTALL 6" LATEX EDGE LINE PAVEMENT MARKINGS ON MULTIPLE COUNTY ROADS	0.00	SH	PAVEMENT MARKINGS	HSIP	150,037	135,033	-	-	-	-	15,004
529	3	CSAH 39	086-070-018AC1	2020	WRIGHT COUNTY	**AC** WRIGHT CSAH 39, CONSTRUCT TURN LANES AND STRIPING (AC PROJECT, PAYBACK 1 OF 2)	0.00	SH	TURN LANES	HSIP	149,591	149,591	-	-	-	-	-
537	3	MN 23	0503-905	2020	MNDOT	MN 23, FROM .1 MI W OF CR 1 TO MN 95, MILL AND OVERLAY, INCLUDE CONSTRUCT REDUCED CONFLICT INTERSECTION AT BENTON CSAH 8 EAST OF ST. CLOUD (HSIP PROJECT)		SH	TURN LANES	HSIP	500,000	450,000	-	-	50,000	-	-
541	3	US 169	4812-91	2020	MNDOT	US 169, CONSTRUCT REDUCED CONFLICT INTERSECTIONS AT JCT MILLE LACS CO CSAH 11, CSAH 12, CSAH 13 (ASSOC SP 048-070-012 FOR CSAH 12 INTERSECTION) (HSIP PROJECT)	0.00	SH	SAFETY TARGET	HSIP	1,833,333	1,650,000	-	-	183,333	-	-
749	4	US 10	003-070-013	2020	BECKER COUNTY	**SEC164** ON US 10, AT CSAH 54 IN DETROIT LAKES, SIGNAL INSTALLATION (ASSOCIATED TO SP 0302-81, 0302-81S, AND SP 117-070-001)	0.00	SH	TRAFFIC SIGNAL REVISION	HSIP	404,000	404,000	-	-	-	-	-
750	4	LOCAL 999	014-070-010	2020	CLAY COUNTY	ON CSAH 14, FROM MN 336 TO CSAH 17, SHOULDER PAVING, EDGELINES AND RUMBLE STRIPS	2.65	SH	EDGELINE RUMBLE STRIPS	HSIP	264,683	238,214	-	-	-	-	26,469
751	4	CSAH 10	026-070-010S	2020	GRANT COUNTY	ON CSAH 10, FROM CSAH 2 TO MN 79, SHOULDERS PAVING, RUMBLE STRIPES, EDGELINES (ASSOCIATED TO 026-610-023 AND 026-070-011) (026-610-023 NON-PAR LF ON CSAH 10, FROM CSAH 2 TO MN 79, GRADING AND PAVING)	7.29	SH	PAVE SHOULDER	HSIP	4,466,672	320,000	-	-	-	-	4,146,672
752	4	CSAH 10	026-070-011S	2020	GRANT COUNTY	ON CSAH 10, FROM CSAH 2 TO MN 79, CURVE REALIGNMENT (ASSOCIATED TO 026-610-023 AND 026-070-010)	0.00	SH	GRADING ONLY	HSIP	888,889	800,000	-	-	-	-	88,889
758	4	US 10	117-070-001	2020	DETROIT LAKES	**SEC164** ON US 10, INTERSECTION AND SIGNAL REVISION AT CSAH 54 AND KRIS STREET IN DETROIT LAKES (ASSOCIATED TO SP 0302-81, 0302-81S, AND SP 003-070-013)	0.00	SH	TRAFFIC SIGNAL REVISION	HSIP	326,000	326,000	-	-	-	-	-
763	4	US 10	0302-81S	2020	MNDOT	**SEC164** ON US 10, INTERSECTION AND SIGNAL REVISION AT CSAH 54 AND KRIS STREET IN DETROIT LAKES (ASSOCIATED TO SP 117-070-001 AND SP 003-070-013)	0.00	SH	TRAFFIC SIGNAL REVISION	HSIP	770,000	770,000	-	-	-	-	-
938	6	CSAH 46	024-070-026	2020	FREEBORN COUNTY	CSAH 46, 2' PAVED SHOULDERS, RUMBLE STRIPS & SAFETY WEDGE	0.00	SH	PAVE SHOULDER	HSIP	192,000	172,800	-	-	-	-	19,200
940	6	LOCAL	025-070-011	2020	GOODHUE COUNTY	COUNTYWIDE INTERSECTION LIGHTING INSTALLATION	0.00	SH	LIGHTINGS	HSIP	88,000	79,200	-	-	-	-	8,800
943	6	CSAH 48	066-070-022	2020	RICE COUNTY	CSAH 48, 3/4 INTERSECTION	0.00	SH	NEW PAVEMENT	HSIP	310,000	279,000	-	-	-	-	31,000
944	6	CSAH 59	079-070-010AC	2020	WABASHA COUNTY	**AC** REALIGNMENT OF CSAH 59 AND CSAH 10 INTERSECTION AT TH 61 (AC PAYBACK 1 OF 1)	0.00	SH	NEW PAVEMENT	HSIP	720,000	720,000	-	-	-	-	-
945	6	LOCAL	079-070-011	2020	WABASHA COUNTY	COUNTYWIDE 6" EDGELINE STRIPING	0.00	SH	STRIPING	HSIP	404,000	363,600	-	-	-	-	40,400

SFY 2019-2022 STATE TRANSPORTATION IMPROVEMENT PROGRAM (STIP)

SORT BY: ATP, YEAR, TRANSIT, RAIL, LOCAL SP, MNDOT SP, SETASIDE

HIGHWAY SAFETY IMPROVEMENT PROGRAM

SEQ#	ATP	ROUTE SYSTEM	PROJECT NUMBER (SP)	YEAR	AGENCY	PROJECT DESCRIPTION	MILE	PRGM	WORK TYPE	PROPOSED FUND	STIP TOTAL	FHWA	AC	FTA	TH	BOND	OTHER
946	6	CSAH 4, 11, 18 AND 84	079-070-014AC	2020	WABASHA COUNTY	**AC** WABASHA COUNTY CSAH 4, 11, 18 AND 84, 2- SHOULDER PAVING, RUMBLE STRIPS, SAFETY EDGE IN CURVES (AC PAYBACK 1 OF 1) - TIED WITH SP 079-070-012	0.00	SH	PAVE SHOULDER	HSIP	513,000	513,000	-	-	-	-	-
948	6	CSAH 4	079-070-015S	2020	WABASHA COUNTY	**AC**CSAH 4: 2' SHOULDER PAVING, 6" EDGELINE STRIPING, RUMBLE STRIPS, SAFETY EDGE BITUMINOUS RECLAMATION AND BITUMINOUS PAVEMENT - ASSOCIATED WITH SP 079-604-052 (AC PROJECT, PAYBACK IN 2022) - HSIP PORTION OF PROJECT	0.00	SH	PAVE SHOULDER	HSIP	223,333	190,000	110,000	-	-	-	33,333
954	6	MN 57	2509-24S	2020	MnDOT	ROUNDBOUT AT MN 57 AND MN 60 INTERSECTION - WANAMINGO - HSIP PORTION OF 2509-24	0.28	SH	ROUNDBOUT	HSIP	1,050,000	945,000	-	-	105,000	-	-
978	6	LOCAL 999	8806-SHL-20	2020	LOCAL	HSIP SETASIDE - LOCAL - 2020	0.00	SH	SAFETY	HSIP	80,444	72,400	-	-	-	-	8,044
1145	7	CSAH 999	032-070-002	2020	JACKSON COUNTY	COUNTY WIDE, UPDATE CURVE DELINEATION & RURAL INTERSECTION IMPROVEMENTS	0.00	SH	SIGNING	HSIP	160,900	144,810	-	-	-	-	16,090
1171	7	MN 999	8807-SHL-20	2020	MNDOT	DISTRICTWIDE SETASIDES - LOCAL HSIP PROJECTS - 2020	0.00	SH	SIGNING	HSIP	1,616,878	1,455,190	-	-	-	-	161,688
1172	7	MN 999	8807-SHS-20	2020	MNDOT	DISTRICTWIDE SETASIDES - MNDOT HSIP PROJECTS - 2020	0.00	SH	SIGNING	HSIP	1,333,333	1,200,000	-	-	133,333	-	-
1309	8	LOCAL 999	034-070-010	2020	KANDIYOHI COUNTY	COUNTYWIDE, 6" WET REFLECTIVE GROUND-IN EDGE STRIPES	56.10	SH	STRIPING	HSIP	296,102	266,492	-	-	-	-	29,610
1311	8	CSAH 20	037-070-007	2020	LAC QUI PARLE COUNTY	CSAH 20, 6" EDGELINES, 2' SHOULDER, RUMBLES, & EDGE (ASSOCIATED TO SAP 037-620-020)	0.00	SH	STRIPING	HSIP	1,242,000	307,800	-	-	-	-	934,200
1312	8	CSAH 3	043-070-016	2020	MCLEOD COUNTY	CSAH 3 AND CSAH 15, RUMBLE STRIPES	0.00	SH	STRIPING	HSIP	248,371	223,534	-	-	-	-	24,837
1313	8	LOCAL 999	047-070-011	2020	MEEKER COUNTY	COUNTYWIDE, GROUND-IN REFLECTIVE MARKINGS	42.40	SH	STRIPING	HSIP	313,000	282,000	-	-	-	-	31,000
1327	8	MN 23	4203-50S	2020	MNDOT	MN 23, MN23/LYON CSAH 9 & MN 23/LYON CSAH 10, LEFT TURN LANE (2020 HSIP PROJECT)	0.40	SH	TURN LANES	HSIP	1,100,000	990,000	-	-	110,000	-	-
1348	8	LOCAL 999	8808-SHL-20	2020	DISTRICTWIDE	DISTRICTWIDE LOCAL SETASIDES - HSIP - 2020	0.00	SH	HSIP	HSIP	244,638	220,174	-	-	-	-	24,464
2057	C	LOCAL 999	088-070-065	2020	MNDOT	**SEC164** STATEWIDE 2020 COUNTY ROAD SAFETY PLAN UPDATE	0.0	SH	SAFETY IMPROVEMENT	HSIP	1,250,000	1,000,000	-	-	-	-	250,000
2105	C	MN 999	880C-CAVI-20	2020	MNDOT	**SEC164** 2020 CONNECTED AUTONOMOUS VEHICLE INITIATIVES	0.0	SH	SAFETY IMPROVEMENT	HSIP	200,000	200,000	-	-	-	-	-
2115	C	MN 999	880C-SEC164-20	2020	MNDOT	**SEC164** 2020 REMAINING PROGRAM SETASIDE	0.0	SH	SETASIDE	HSIP	2,750,000	2,750,000	-	-	-	-	-
2118	C	MN 999	880C-SPE-20	2020	MNDOT	**SEC164** 2020 SAFETY PROJECT EVALUATIONS	0.0	SH	SAFETY IMPROVEMENT	HSIP	250,000	250,000	-	-	-	-	-
2103	C	MN 999	8816-2548	2020	MNDOT	**SEC164** 2020 TZD REGIONAL COORDINATOR POSITIONS	0.0	SH	TZD BEHAVIOR STRATEGIES	HSIP	500,000	500,000	-	-	-	-	-

SFY 2019-2022 STATE TRANSPORTATION IMPROVEMENT PROGRAM (STIP)

SORT BY: ATP, YEAR, TRANSIT, RAIL, LOCAL SP, MNDOT SP, SETASIDE

HIGHWAY SAFETY IMPROVEMENT PROGRAM

SEQ#	ATP	ROUTE SYSTEM	PROJECT NUMBER (SP)	YEAR	AGENCY	PROJECT DESCRIPTION	MILE	PRGM	WORK TYPE	PROPOSED FUND	STIP TOTAL	FHWA	AC	FTA	TH	BOND	OTHER
1640	M	LOCAL 999	027-030-046	2020	HENNEPIN COUNTY	CSAH 4 AT MUN 90 (WESTGATE DR) IN EDEN PRAIRIE, CSAH 5 AT MUN 52 (24TH AVE) IN MPLS, CSAH 22 AT MUN 99 (49TH ST) IN MPLS, AND CSAH 28 AT MUN 76 (102ND ST) IN BLOOMINGTON - CONSTRUCT DURABLE HIGH-VISIBILITY CROSSWALKS, CURB EXTENSIONS, RAISED MEDIANS, ADA, FLASHING BEACONS	0.00	SH	PED RAMP (ADA IMP)	HSIP	597,000	477,000	-	-	-	-	120,000
1642	M	PED/BIKE	027-090-025	2020	HENNEPIN COUNTY	MIDTOWN GREENWAY FROM MUN 20 (JAMES AVE) TO MINNEHAHA AVE IN MPLS- CONSTRUCT TRAIL CROSSING, DURABLE HIGH-VISIBILITY CROSSWALKS, RAISED MEDIANS, CURB EXTENSIONS, ADA, CONSTRUCT SIDEWALK, SIGNAL IMPROVEMENTS	3.40	SH	IMPROVE EXISTING TRAIL	HSIP	664,000	531,000	-	-	-	-	133,000
1646	M	CSAH 44	062-644-035	2020	RAMSEY COUNTY	CSAH 44 (SILVER LAKE RD) AT RICE CREEK REGIONAL TRAIL AND MN COMMERCIAL RR CROSSING IN NEW BRIGHTON - CONSTRUCT GATES, PEDESTRIAN RAMPS, AND REFUGE MEDIAN	0.00	SH	IMPROVE EXISTING TRAIL	HSIP	390,135	325,112	-	-	-	-	65,023
1648	M	CSAH 2	070-602-022	2020	SCOTT COUNTY	CSAH 2 AT CSAH 91 IN ELKO-NEW MARKET - CONSTRUCT MULTI-LANE ROUNDABOUT	0.00	SH	ROUNDABOUT	HSIP	2,151,360	1,792,800	-	-	-	-	358,560
1653	M	CSAH 58	138-138-003	2020	MAPLEWOOD	CSAH 58 (EDGERTON ST) AT MSAS 138 (ROSELAWN) IN MAPLEWOOD - CONSTRUCT MINI ROUNDABOUT	0.00	SH	ROUNDABOUT	HSIP	815,400	679,500	-	-	-	-	135,900
1663	M	MN 3	1921-102	2020	MNDOT	**AC**MN 3 FROM CHESTERFIELD WAY TO TWS 58 (170TH ST) IN EMPIRE TWP- ACCESS CLOSURE, CONSTRUCT THREE LEFT TURN LANES AND A ROUNDABOUT (AC PROJECT, PAYBACK IN FY21)	3.44	SH	ROUNDABOUT	HSIP	2,088,355	1,774,571	1,049,486	-	-	-	313,784
1666	M	I 35E	0282-42	2020	MNDOT	I35E FROM CR J IN LINO LAKES TO I35E/I35W SPLIT IN COLUMBUS - INSTALL HIGH TENSION CABLE MEDIAN BARRIER	4.98	SH	MEDIAN BARRIER	HSIP	1,060,000	954,000	-	-	106,000	-	-
1670	M	US 212	1012-24S	2020	MNDOT	US 212, AT CR 131, AT CSAH 31, AT RAILROAD ST, LANE EXTENSIONS AND AT CSAH 34 INTERSECTION CONVERSION TO REDUCED CONFLICT INTERSECTION IN NORWOOD YOUNG AMERICA	0.81	SH	TURN LANES	HSIP	1,290,000	1,161,000	-	-	129,000	-	-
1673	M	MN 999	1308-26	2020	MNDOT	US 8 FROM I35 IN FOREST LAKE TO MN/WI STATE LINE - INSTALL 6" WET REFLECTIVE STRIPING	22.13	SH	STRIPING	HSIP	540,000	486,000	-	-	54,000	-	-
1677	M	US 52	1905-41S	2020	MNDOT	US 52, FROM NORTH END OF THE CANNON RIVER BRIDGE TO S OF DAKOTA-CSAH-86 IN RALDOLPH TOWNSHIP- CABLE MEDIAN BARRIER.	1.88	SH	MEDIAN BARRIER	HSIP	456,000	410,400	-	-	45,600	-	-
1711	M	MN 97	8212-33	2020	MNDOT	MN 97, AT GOODVIEW AVE/8TH ST IN FOREST LAKE-ROUNDABOUT (LOCAL SP IS 214-127-002)	0.23	AM	ROUNDABOUT	HSIP	2,500,000	1,260,000	-	-	140,000	-	1,100,000
1715	M	MN 999	8825-579	2020	MNDOT	METROWIDE- APPLY HIGH FRICTION TREATMENT	0.00	SH	OTHER	HSIP	836,438	752,794	-	-	83,644	-	-

SFY 2019-2022 STATE TRANSPORTATION IMPROVEMENT PROGRAM (STIP)

SORT BY: ATP, YEAR, TRANSIT, RAIL, LOCAL SP, MNDOT SP, SETASIDE

HIGHWAY SAFETY IMPROVEMENT PROGRAM

SEQ#	ATP	ROUTE SYSTEM	PROJECT NUMBER (SP)	YEAR	AGENCY	PROJECT DESCRIPTION	MILE	PRGM	WORK TYPE	PROPOSED FUND	STIP TOTAL	FHWA	AC	FTA	TH	BOND	OTHER
1733	M	LOCAL 999	880M-SHL-20	2020	MNDOT	METRO ATP SETASIDE FOR HSIP PROJECTS YET TO BE SELECTED FOR FY 2020	0.00	SH	SAFETY	HSIP	1,958,026	1,762,223	-	-	-	-	195,803
1734	M	MN 999	880M-SHS-20	2020	MNDOT	DISTRICTWIDE SETASIDE FOR HSIP PROJECTS - FY 2020	0.00	SH	SAFETY	HSIP	1,520,000	1,368,000	-	-	152,000	-	-
Total											47,363,843	37,104,614	2,059,486	-	1,430,910	-	8,828,319

SFY 2019-2022 STATE TRANSPORTATION IMPROVEMENT PROGRAM (STIP)

SORT BY: ATP, YEAR, TRANSIT, RAIL, LOCAL SP, MNDOT SP, SETASIDE

HIGHWAY SAFETY IMPROVEMENT PROGRAM

SEQ#	ATP	ROUTE SYSTEM	PROJECT NUMBER (SP)	YEAR	AGENCY	PROJECT DESCRIPTION	MILE	PRGM	WORK TYPE	PROPOSED FUND	STIP TOTAL	FHWA	AC	FTA	TH	BOND	OTHER
154	1	CSAH 95	069-070-040	2021	ST. LOUIS COUNTY	D1 AT JCT CSAH95/US53 INSTALL REDUCED CONFLICT INTERSECTION J-TURN. (ASSOC. 6917-147)	0.00	SH	WARNING FLASHERS	HSIP	400,000	350,000	-	-	-	-	50,000
157	1	Local 999	088-070-067	2021	LOCAL	D1 MULTI-COUNTY VARIOUS LOCATIONS. INSTALL 6 INCH WET REFLECTIVE EDGELINE STRIPING. (ASSOC 009-070-008, 031-070-008, 069-070-041)	0.00	SH	STRIPING	HSIP	778,000	700,000	-	-	-	-	78,000
161	1	MN 27	0104-065	2021	MNDOT	MN 27 FR N. JCT MN 65 TO AITKIN/CARLTON CO. LINE & N. JCT MN 73 TO W. LIMIT MOOSE LAKE. & MN 73, IN KETTLE RIVER FR W. JCT MN 27 TO 0.09 MI. S. CSAH 12/LOCKER PLANT RD. MILL & OVERLAY, RECLAIM & SHLD UPGRADES	9.97	SH	SHOULDER WIDENING	HSIP	370,000	333,000	-	-	37,000	-	-
174	1	US 53	6917-147	2021	MNDOT	JOINT PRJ WITH ST LOUIS CO. AT JCT CSAH 95/US 53, INSTALL REDUCED CONFLICT INTERSECTION (TIED TO 069-070-040)	0.10	SH	CHANNELIZATION	HSIP	200,000	180,000	-	-	20,000	-	-
176	1	US 53	6918-95	2021	MNDOT	US 53 FR. 0.23 MI. N CSAH 132 TO 0.36 MI. N CUYUNA DR. CONSTRUCT HIGH TENSION CABLE BARRIER.(ASSOC. TO 6917-148)	3.30	SH	TRAFFIC BARRIER	HSIP	850,000	765,000	-	-	85,000	-	-
354	2	Local	088-070-068	2021	LOCAL	DISTRICTWIDE PAVEMENT MARKING INSTALLATION (CAPPED \$425,635)	0.00	SH	PAVEMENT MARKINGS	HSIP	472,928	425,635	-	-	-	-	47,293
360	2	US 2	0406-675	2021	MNDOT	US 2, EB & WB, FROM MN 89 TO BELTRAMI CSAH 9, SERIES OF REDUCED CONFLICT INTERSECTIONS (2021 HSIP FUNDS)	3.60	SH	TURN LANES	HSIP	778,000	700,000	-	-	78,000	-	-
376	2	Local 999	8802-SHL-21	2021	LOCAL	LOCAL 999, DISTRICTWIDE - LOCAL HSIP - 2021	0.00	SH	SAFETY TARGET	HSIP	304,823	274,365	-	-	-	-	30,458
577	3	CSAH 8	005-070-007	2021	BENTON COUNTY	BENTON CSAH 8, FROM .6 MILES EAST OF MN 23 TO BENTON CR 47 IN ST. CLOUD, RUMBLE STRIPE (TIED TO SP 005-608-009)	1.60	SH	EDGELINE RUMBLE STRIPS	HSIP	5,250	4,725	-	-	-	-	525
580	3	LOCAL 999	018-070-015	2021	CROW WING COUNTY	COUNTYWIDE, 6" WET REFLECTIVE, GROUND-IN PAVEMENT MARKINGS ON MULTIPLE CROW WING COUNTY ROADS	0.00	SH	PAVEMENT MARKINGS	HSIP	245,000	220,500	-	-	-	-	24,500
581	3	CR 125	018-070-016	2021	CROW WING COUNTY	CROW WING CR 125/GULL LAKE DAM ROAD, CONSTRUCT REDUCED CONFLICT INTERSECTION AT THE JCT OF MN 371 AND CROW WING CR 125 (ASSOCIATED W/SP 1810-99)	0.00	SH	TURN LANES	HSIP	700,000	630,000	-	-	-	-	70,000
583	3	LOCAL 999	030-070-013	2021	ISANTI COUNTY	ISANTI COUNTY, 6" EDGELINES ON MULTIPLE ISANTI COUNTY ROADS	0.00	SH	STRIPING	HSIP	121,800	109,620	-	-	-	-	12,180
586	3	CSAH 34	049-070-023	2021	MORRISON COUNTY	MORRISON CSAH 34, FROM US 10 TO MN 25 IN BUCKMAN, 2-FOOT SHOULDER PAVING, MUMBLE STRIP, SAFETY WEDGE	0.00	SH	PAVE SHOULDER	HSIP	440,000	396,000	-	-	-	-	44,000
587	3	CSAH 21	049-070-024	2021	MORRISON COUNTY	MORRISON CSAH 21, FROM MN 238 IN UPSALA TO THE STEARNS COUNTY LINE, 2-FOOT SHOULDER PAVING, MUMBLE STRIP, SAFETY WEDGE	0.00	SH	PAVE SHOULDER	HSIP	540,000	486,000	-	-	-	-	54,000

SFY 2019-2022 STATE TRANSPORTATION IMPROVEMENT PROGRAM (STIP)

SORT BY: ATP, YEAR, TRANSIT, RAIL, LOCAL SP, MNDOT SP, SETASIDE

HIGHWAY SAFETY IMPROVEMENT PROGRAM

SEQ#	ATP	ROUTE SYSTEM	PROJECT NUMBER (SP)	YEAR	AGENCY	PROJECT DESCRIPTION	MILE	PRGM	WORK TYPE	PROPOSED FUND	STIP TOTAL	FHWA	AC	FTA	TH	BOND	OTHER
588	3	CSAH 34	049-070-025	2021	MORRISON COUNTY	MORRISON CSAH 34, FROM MN 25 IN BUCKMAN TO CSAH 33, 2' SHOULDER PAVE, SINUSOIDAL RUMBLE STRIPS, SAFETY EDGE AND TURN LANES	11.70	SH	PAVE SHOULDER	HSIP	448,000	403,200	-	-	-	-	44,800
590	3	CSAH 13	071-070-040AC1	2021	SHERBURNE COUNTY	**AC** SHERBURNE CSAH 13, CONSTRUCT ROUNDABOUT AT SHERBURNE CR 40 INTERSECTION AND CONSTRUCT ROUNDABOUT AT SHERBURNE CO CSAH 33 INTERSECTION IN ELK RIVER (AC PAYBACK 1 OF 2)	0.00	SH	ROUNDABOUT	HSIP	900,000	900,000	-	-	-	-	-
597	3	LOCAL 999	077-070-014	2021	TODD COUNTY	COUNTYWIDE, GROUND-IN WET REFLECTIVE STRIPING ON MULTIPLE TODD COUNTY ROADS	0.00	SH	PAVEMENT MARKINGS	HSIP	298,214	268,393	-	-	-	-	29,821
599	3	CSAH 39	086-070-018AC2	2021	WRIGHT COUNTY	**AC** WRIGHT CSAH 39, CONSTRUCT TURN LANES AND STRIPING (AC PROJECT, PAYBACK 2 OF 2)	0.00	SH	TURN LANES	HSIP	255,409	255,409	-	-	-	-	-
606	3	MN 371	1810-99	2021	MNDOT	MN 371, CONSTRUCT REDUCED CONFLICT INTERSECTION AT CROW WING CO CR 125 (GULL DAM RD) AND CR 126 (GREEN GABLES RD) INTERSECTIONS (ASSOC SP 018-070-016 FOR CR 125 INTERSECTION) (HSIP PROJECT)	0.00	SH	TURN LANES	HSIP	1,805,555	1,625,000	-	-	180,555	-	-
615	3	US 12	8601-615	2021	MNDOT	**SPP** US 12, FROM 0.2 MI W OF SUNSET AVE TO 7TH ST SE IN COKATO, MILL AND OVERLAY, INCLUDES ADA WORK (HSIP PROJECT)	1.60	SH	MILL AND OVERLAY	HSIP	833,333	750,000	-	-	83,333	-	-
620	3	MN 999	8823-344	2021	MNDOT	DISTRICTWIDE PAVEMENT MARKINGS	0.00	SH	SAFETY IMPROVEMENT	HSIP	750,000	675,000	-	-	75,000	-	-
633	3	LOCAL 999	8803-SHL-21	2021	MNDOT	DISTRICTWIDE SETASIDES - HIGHWAY SAFETY IMPROVEMENT PROGRAM - 2021	0.00	SH	SAFETY IMPROVEMENT	HSIP	473,503	426,153	-	-	-	-	47,350
786	4	CSAH 999	056-070-027	2021	OTTER TAIL COUNTY	COUNTYWIDE SAFETY IMPROVEMENTS (LOCAL HSIP), EDGELINE STRIPING	0.00	SH	STRIPING	HSIP	202,420	182,178	-	-	-	-	20,242
789	4	CSAH 999	088-070-071	2021	COUNTY	DISTRICTWIDE SAFETY IMPROVEMENTS (LOCAL HSIP), EDGELINE STRIPING	0.00	SH	STRIPING	HSIP	1,077,046	969,341	-	-	-	-	107,705
795	4	MN 87	0306-315	2021	MNDOT	**17NEW**CHAP3** ON MN 87, FROM FRAZEE TO E COUNTY LINE, SHOULDER WIDENING (ASSOCIATED TO 0306-31)	26.80	RD	SHOULDER REPLACEMENT	HSIP	1,430,000	1,260,000	-	-	170,000	-	-
809	4	MN 999	8804-SH-21	2021	MNDOT	DISTRICTWIDE SAFETY IMPROVEMENTS (STATE HSIP), VARIOUS LOCATIONS	0.00	SH	SAFETY IMPROVEMENT	HSIP	488,889	440,000	-	-	48,889	-	-
990	6	CSAH 6	066-070-023	2021	RICE COUNTY	CSAH 6, EDGELINES PLUS 2' SHOULDER PLUS RUMBLES PLUS EDGE	0.00	SH	EDGELINE RUMBLE STRIPS	HSIP	524,444	472,000	-	-	-	-	52,444
991	6	CR 77	079-070-016	2021	WABASHA COUNTY	TH 61/CR77 INTERSECTION IMPROVEMENTS	0.00	SH	PAVEMENT MARKINGS	HSIP	388,889	350,000	-	-	-	-	38,889
992	6	CSAH 8	079-070-017	2021	WABASHA COUNTY	CSAH 8, 6" EDGELINES, RUMBLE STRIPS AND SHOULDER PAVING	0.00	SH	EDGELINE RUMBLE STRIPS	HSIP	700,000	630,000	-	-	-	-	70,000
993	6	CSAH 4	079-070-018	2021	WABASHA COUNTY	CSAH 4/CSAH 27/TH 42, INTERSECTION GEOMETRICS	0.00	SH	PROFILE CHANGE AND REPAVE	HSIP	500,000	450,000	-	-	-	-	50,000

SFY 2019-2022 STATE TRANSPORTATION IMPROVEMENT PROGRAM (STIP)

SORT BY: ATP, YEAR, TRANSIT, RAIL, LOCAL SP, MNDOT SP, SETASIDE

HIGHWAY SAFETY IMPROVEMENT PROGRAM

SEQ#	ATP	ROUTE SYSTEM	PROJECT NUMBER (SP)	YEAR	AGENCY	PROJECT DESCRIPTION	MILE	PRGM	WORK TYPE	PROPOSED FUND	STIP TOTAL	FHWA	AC	FTA	TH	BOND	OTHER
1013	6	US 14	7408-53	2021	MnDOT	US 14, FROM I 35 TO APPROX. 0.5 MI EAST OF 44TH AVE SE (CSAH 43), HIGH TENSION CABLE BARRIER	5.61	SH	TRAFFIC BARRIER	HSIP	675,000	607,500	-	-	67,500	-	-
1019	6	MN 999	8826-216	2021	MnDOT	DISTRICTWIDE, VARIOUS LOCATIONS, CONSTRUCT CENTERLINE SINUSOIDAL RUMBLE STRIP	0.00	SH	CENTERLINE RUMBLE STRIPS	HSIP	450,000	405,000	-	-	45,000	-	-
1035	6	LOCAL 999	8806-SHL-21	2021	LOCAL	HSIP SETASIDE - LOCAL - 2021	0.00	SH	SAFETY	HSIP	220,000	198,000	-	-	-	-	22,000
1036	6	MN 999	8806-SHS-21	2021	MnDOT	DISTRICTWIDE SETASIDES - HSIP - 2021	0.00	SH	SAFETY	HSIP	541,000	486,900	-	-	54,100	-	-
1179	7	CSAH 7	017-070-004	2021	COTTONWOOD COUNTY	CSAH 7, FROM TH 62 TO CSAH 13, OVERLAY, SHOULDER PAVING, CURVE SHOULDER PAVING AND RUMBLE STRIPES	6.30	SH	PAVE SHOULDER	HSIP	2,460,000	251,250	-	-	-	-	2,208,750
1185	7	CSAH 3	083-070-013	2021	WATONWAN COUNTY	CSAH 3, FROM TH 4 TO CSAH 27, BITUMINOUS OVERLAY, 6" CENTERLINE STRIPING, UPGRADE SIGNS, SHOULDER PAVING, INTERSECTION IMPROVEMENTS	2.50	SH	STRIPING	HSIP	300,000	10,800	-	-	-	-	289,200
1186	7	CSAH 10	083-070-014	2021	WATONWAN COUNTY	CSAH 10, FROM CSAH 12 TO TH 15, BITUMINOUS OVERLAY, RUMBLE STRIPES, CHEVRON SIGNS, SHOULDER PAVING, INTERSECTION IMPROVEMENTS	6.90	SH	PAVE SHOULDER	HSIP	940,000	90,000	-	-	-	-	850,000
1187	7	CSAH 6	083-070-015	2021	WATONWAN COUNTY	CSAH 6, FROM BROWN CSAH 13 TO TH 15, BITUMINOUS OVERLAY, CHEVRON SIGNS, SHOULDER PAVING, RUMBLE STRIPS, STREET LIGHTS, INTERSECTION SIGNING, PAVEMENT MARKINGS	8.70	SH	SIGNING	HSIP	600,000	54,000	-	-	-	-	546,000
1217	7	MN 999	8807-SHL-21	2021	MNDOT	DISTRICTWIDE SETASIDES - LOCAL HSIP PROJECTS - 2021	0.00	SH	SIGNING	HSIP	993,278	893,950	-	-	-	-	99,328
1218	7	MN 999	8807-SHS-21	2021	MNDOT	DISTRICTWIDE SETASIDES - MNDOT HSIP PROJECTS - 2021	0.00	SH	SHOULDER WIDENING	HSIP	1,333,333	1,200,000	-	-	-	-	133,333
1351	8	LOCAL 999	042-070-012	2021	LYON COUNTY	COUNTYWIDE, DURABLE EPOXY PAVEMENT MARKINGS	95.10	SH	STRIPING	HSIP	408,623	350,000	-	-	-	-	58,623
1353	8	LOCAL 999	043-070-015	2021	MCLEOD COUNTY	COUNTYWIDE, 6" EDGELINE STRIPING	0.00	SH	STRIPING	HSIP	61,776	55,598	-	-	-	-	6,178
1356	8	LOCAL 999	065-070-011	2021	RENVILLE COUNTY	COUNTYWIDE, 6" EDGELINES	#####	SH	STRIPING	HSIP	83,330	74,997	-	-	-	-	8,333
1360	8	US 71	3412-73	2021	MNDOT	US 71, US 71 & CR 90 (WILLMAR), J-TURN (ALSO INCLUDES WORK ON MN 994A BY THE INTERSECTION OF CSAH 24, SIDEWALK AND LEFT TURN LANE)	0.30	SH	CHANNELIZATION	HSIP	1,000,000	900,000	-	-	100,000	-	-
1380	8	LOCAL 999	8808-SHL-21	2021	DISTRICTWIDE	DISTRICTWIDE LOCAL SETASIDES - HSIP - 2021	0.00	SH	HSIP	HSIP	577,117	519,405	-	-	-	-	57,712
1381	8	MN 999	8808-SHS-21	2021	DISTRICTWIDE	DISTRICTWIDE SETASIDES - HSIP - 2021	0.00	SH	SAFETY	HSIP	222,222	200,000	-	-	22,222	-	-
2067	C	LOCAL 999	088-070-066	2021	MNDOT	**SEC164** STATEWIDE 2021 COUNTY ROAD SAFETY PLAN UPDATE	0.0	SH	SAFETY IMPROVEMENT	HSIP	1,250,000	1,000,000	-	-	-	-	250,000
2124	C	MN 999	880C-CAVI-21	2021	MNDOT	**SEC164** 2021 CONNECTED AUTONOMOUS VEHICLE INITIATIVES	0.0	SH	SAFETY IMPROVEMENT	HSIP	200,000	200,000	-	-	-	-	-
2135	C	MN 999	880C-SEC164-21	2021	MNDOT	**SEC164** 2021 REMAINING PROGRAM SETASIDE	0.0	SH	SETASIDE	HSIP	5,750,000	5,750,000	-	-	-	-	-

SFY 2019-2022 STATE TRANSPORTATION IMPROVEMENT PROGRAM (STIP)

SORT BY: ATP, YEAR, TRANSIT, RAIL, LOCAL SP, MNDOT SP, SETASIDE

HIGHWAY SAFETY IMPROVEMENT PROGRAM

SEQ#	ATP	ROUTE SYSTEM	PROJECT NUMBER (SP)	YEAR	AGENCY	PROJECT DESCRIPTION	MILE	PRGM	WORK TYPE	PROPOSED FUND	STIP TOTAL	FHWA	AC	FTA	TH	BOND	OTHER
2137	C	MN 999	880C-SPE-21	2021	MNDOT	**SEC164** 2021 SAFETY PROJECT EVALUATIONS	0.0	SH	SAFETY IMPROVEMENT	HSIP	250,000	250,000	-	-	-	-	-
2139	C	MN 999	880C-TZDC-21	2021	MNDOT	**SEC164** 2021 TZD REGIONAL COORDINATOR POSITIONS	0.0	SH	TZD BEHAVIOR STRATEGIES	HSIP	500,000	500,000	-	-	-	-	-
1764	M	CSAH 8	002-608-012	2021	ANOKA COUNTY	CSAH 8, FROM MN 47 TO MN 65 IN FRIDLEY - ROAD DIET (GOING FROM 4 TO 3 LANE ROADWAY), TURN LANES, MEDIANS, PEDESTRIAN ISLANDS	1.00	SH	TRAFFIC BARRIER	HSIP	1,092,300	893,700	-	-	-	-	198,600
1766	M	CSAH 40	010-640-015	2021	CARVER COUNTY	CSAH 40, FROM MN 25 IN SAN FRANCISCO TWP TO CSAH 50 IN DAHLGREN TWP- CONSTRUCT PAVED SHOULDERS, RUMBLE STRIPS AND ADVANCED WARNING SIGNS FOR CURVES	7.20	SH	PAVE SHOULDER	HSIP	2,286,240	1,800,000	-	-	-	-	486,240
1768	M	CSAH 26	013-626-007	2021	CHISAGO COUNTY	CSAH 26 AT US 8 IN CENTER CITY- CONSTRUCT ROUNDABOUT	0.00	SH	ROUNDABOUT	HSIP	2,136,000	1,461,000	-	-	-	-	675,000
1774	M	CSAH 5	027-605-030	2021	HENNEPIN COUNTY	CSAH 5 (FRANKLIN AVE) AT MSAS 65 (CHICAGO AVE) IN MPLS - SIGNAL REBUILD, RETIMING, ADDITIONAL SIGNAL HEADS, EXCLUSIVE LEFT TURN PHASING, PEDESTRIAN IMPROVEMENTS	0.00	SH	TRAFFIC SIGNAL REVISION	HSIP	594,000	486,000	-	-	-	-	108,000
1775	M	CSAH 81	027-681-037	2021	HENNEPIN COUNTY	CSAH 81 (WEST BROADWAY) AT MSAS 42 (LYNDALE AVE) IN MPLS - SIGNAL REBUILD, RETIMING, ADDITIONAL SIGNAL HEADS, EXCLUSIVE LEFT TURN PHASE, PEDESTRIAN IMPROVEMENTS	0.00	SH	TRAFFIC SIGNAL REVISION	HSIP	707,000	549,000	-	-	-	-	158,000
1779	M	CSAH 2	070-602-023	2021	SCOTT COUNTY	CSAH 2 AT CSAH 15 IN HELENA TWP- CONSTRUCT ROUNDABOUT	0.00	SH	ROUNDABOUT	HSIP	1,925,000	1,575,000	-	-	-	-	350,000
1793	M	MSAS 313	141-030-047	2021	MINNEAPOLIS	MSAS 313 (HENNEPIN AVE) FROM MSAS 186 (SPRUCE PLACE) TO MSAS 375 (13TH ST) AND ON MSAS 179 (HARMON PLACE) FROM MSAS 223 (10TH ST) TO MSAS 225 (12TH ST) IN MPLS- INSTALL MAST ARMS ON FIVE TRAFFIC SIGNALS	0.00	SH	TRAFFIC SIGNAL REVISION	HSIP	1,650,000	1,350,000	-	-	-	-	300,000
1801	M	MN 3	1921-102AC	2021	MNDOT	**AC**MN 3 FROM CHESTERFIELD WAY TO TWS 58 (170TH ST) IN EMPIRE TWP- ACCESS CLOSURE, CONSTRUCT THREE LEFT TURN LANES AND A ROUNDABOUT (AC PAYBACK 1 OF 1)	3.44	SH	ROUNDABOUT	HSIP	1,049,486	1,049,486	-	-	-	-	-
1804	M	MN 65	0208-160	2021	MNDOT	MN 65 AT MSAS 103 (KLONDIKE DR) IN EAST BETHEL - CONSTRUCT REDUCED CONFLICT INTERSECTION	0.41	SH	CHANNELIZATION	HSIP	968,000	871,200	-	-	96,800	-	-
1813	M	US 8	1301-118	2021	MNDOT	US 8 AT MUN 11 (DEER GARDEN LANE) IN CHISAGO CITY- CONSTRUCT DEDICATED LEFT TURN LANE FOR EB TRAFFIC	0.44	SH	TURN LANES	HSIP	650,000	585,000	-	-	65,000	-	-
1824	M	US 12	2713-123	2021	MNDOT	US 12, FROM HENNEPIN - CSAH 6 IN ORONO TO HENNEPIN - CSAH 29 IN MAPLE PLAIN - CONSTRUCT CONCRETE MEDIAN BARRIER, RECONSTRUCT PAVEMENT	1.09	SH	TRAFFIC BARRIER	HSIP	4,265,000	3,838,500	-	-	426,500	-	-

SFY 2019-2022 STATE TRANSPORTATION IMPROVEMENT PROGRAM (STIP)

SORT BY: ATP, YEAR, TRANSIT, RAIL, LOCAL SP, MNDOT SP, SETASIDE

HIGHWAY SAFETY IMPROVEMENT PROGRAM

SEQ#	ATP	ROUTE SYSTEM	PROJECT NUMBER (SP)	YEAR	AGENCY	PROJECT DESCRIPTION	MILE	PRGM	WORK TYPE	PROPOSED FUND	STIP TOTAL	FHWA	AC	FTA	TH	BOND	OTHER
1867	M	LOCAL 999	880M-SHL-21	2021	MNDOT	METRO ATP SETASIDE FOR HSIP PROJECTS YET TO BE SELECTED FOR FY 2021	0.00	SH	SAFETY	HSIP	223,127	200,814	-	-	-	-	22,313
1868	M	MN 999	880M-SHS-21	2021	MNDOT	DISTRICTWIDE SETASIDE FOR HSIP PROJECTS - FY 2021	0.00	SH	SAFETY	HSIP	623,333	561,000	-	-	62,333	-	-
Total											54,266,668	44,849,619	-	-	1,717,232	-	7,699,817

SFY 2019-2022 STATE TRANSPORTATION IMPROVEMENT PROGRAM (STIP)

SORT BY: ATP, YEAR, TRANSIT, RAIL, LOCAL SP, MNDOT SP, SETASIDE

HIGHWAY SAFETY IMPROVEMENT PROGRAM

SEQ#	ATP	ROUTE SYSTEM	PROJECT NUMBER (SP)	YEAR	AGENCY	PROJECT DESCRIPTION	MILE	PRGM	WORK TYPE	PROPOSED FUND	STIP TOTAL	FHWA	AC	FTA	TH	BOND	OTHER
200	1	LOCAL	001-070-007	2022	AITKIN COUNTY	ATKIN COUNTYWIDE SAFETY IMPROVEMENTS 6" EDGE LINE AND 6" CENTERLINES	0.00	SH	PAVEMENT MARKINGS	HSIP	230,100	207,090	-	-	-	-	23,010
202	1	CSAH 7	009-070-009	2022	CARLTON COUNTY	CARLTON COUNTY SAFETY IMPROVEMENTS CSAH 7, 6" EDGE LINES AND 2 FT SHOULDER& RUMBLES STRIPES	0.00	SH	PAVEMENT MARKINGS	HSIP	315,250	283,725	-	-	-	-	31,525
203	1	CSAH 7	009-070-010	2022	CARLTON COUNTY	CARLTON COUNTY SAFETY IMPROVEMENTS CSAH 7, 6" EDGE LINES AND 2 FT SHOULDER& RUMBLES STRIPES	0.00	SH	PAVEMENT MARKINGS	HSIP	388,889	350,000	-	-	-	-	38,889
207	1	LOCAL	069-070-043	2022	ST. LOUIS COUNTY	ST LOUIS COUNTYWIDE SAFETY IMPROVEMENTS. 6" EDGELINES	0.00	SH	PAVEMENT MARKINGS	HSIP	70,000	63,000	-	-	-	-	7,000
208	1	CSAH 7	069-070-044	2022	ST. LOUIS COUNTY	ST LOUIS COUNTY SAFETY IMPROVEMENTS. MN33/CSAH7 REDUCED CONFLICT INTERSECTION	0.00	SH	CHANNELIZATION	HSIP	388,889	350,000	-	-	-	-	38,889
209	1	CSAH 7	069-070-045	2022	ST. LOUIS COUNTY	**SEC164** ST LOUIS COUNTY SAFETY IMPROVEMENTS MN37/CSAH 7 CONSTRUCT ROUNDABOUT (TIED TO 6947-55)	0.00	SH	CHANNELIZATION	HSIP	750,000	750,000	-	-	-	-	-
210	1	CSAH 137	069-070-046	2022	ST. LOUIS COUNTY	**SEC164** ST LOUIS COUNTY SAFETY IMPROVEMENTS. US169/CSAH 137 REDUCED CONFLICT INTERSECTION (TIED TO 6935-93)	0.00	SH	CHANNELIZATION	HSIP	350,000	350,000	-	-	-	-	-
235	1	US 53	6916-113	2022	MNDOT	JCT US 53/MN 194/LINDAHL RD CONSTRUCT REDUCED CONFLICT INTERSECTION (ASSOC.6932-14)	0.01	SH	CHANNELIZATION	HSIP	750,000	675,000	-	-	75,000	-	-
238	1	US 169	6935-93	2022	MNDOT	**SEC164** US 169 IN MOUNTAIN IRON. CONSTRUCT REDUCED CONFLICT INTERSECTION AT JCT US169/CSAH 137 (TIED TO 069-070-046)	0.01	SH	CHANNELIZATION	HSIP	400,000	400,000	-	-	-	-	-
239	1	MN 37	6947-55	2022	MNDOT	**SEC164** MN 37 AT JCT CSAH 7. CONSTRUCT ROUND A BOUT. (TIED TO 069-070-045)	0.50	SH	ROUNDABOUT	HSIP	1,000,000	1,000,000	-	-	-	-	-
406	2	LOCAL 999	8802-SHL-22	2022	LOCAL	LOCAL 999, DISTRICTWIDE - LOCAL HSIP - 2022	0.00	SH	SAFETY TARGET	HSIP	777,778	700,000	-	-	-	-	77,778
662	3	MN 23	0504-20S	2022	MNDOT	**SEC164** MN 23, AT 8TH AVE IN FOLEY, CONSTRUCT ROUNDABOUT (HSIP PROJECT)		SH	ROUNDABOUT	HSIP	1,575,000	1,500,000	-	-	-	-	75,000
689	3	LOCAL 999	8803-SHL-22	2022	MNDOT	DISTRICTWIDE SETASIDES - HIGHWAY SAFETY IMPROVEMENT PROGRAM - 2022	0.00	SH	SAFETY IMPROVEMENT	HSIP	3,555,556	3,200,000	-	-	-	-	355,556
690	3	MN 999	8803-SHS-22	2022	MNDOT	DISTRICTWIDE SET ASIDES - DISTRICT 3 HSIP SHARE - 2022	0.00	SH	SAFETY IMPROVEMENT	HSIP	2,555,556	2,300,000	-	-	255,556	-	-
841	4	Local 999	8804-SHL-22	2022	MNDOT	DISTRICTWIDE SAFETY IMPROVEMENTS (LOCAL HSIP), VARIOUS LOCATIONS	0.00	SH	SAFETY IMPROVEMENT	HSIP	1,333,333	1,200,000	-	-	-	-	133,333
1047	6	CSAH 4	079-070-015SAC	2022	WABASHA COUNTY	**AC**CSAH 4: 2' SHOULDER PAVING, 6" EDGELINE STRIPING, RUMBLE STRIPS AND SAFETY EDGE - ASSOCIATED WITH SP 079-605-052 (AC PAYBACK 1 OF 1) - HSIP PORTION OF PROJECT	0.00	SH	PAVE SHOULDER	HSIP	110,000	110,000	-	-	-	-	-
1058	6	US 14	5501-40	2022	MnDOT	US 14, BYRON TO ROCHESTER FROM CSAH 34 TO US 52, HIGH TENSION CABLE BARRIER	7.25	SH	TRAFFIC BARRIER	HSIP	826,000	743,400	-	-	82,600	-	-

SFY 2019-2022 STATE TRANSPORTATION IMPROVEMENT PROGRAM (STIP)

SORT BY: ATP, YEAR, TRANSIT, RAIL, LOCAL SP, MNDOT SP, SETASIDE

HIGHWAY SAFETY IMPROVEMENT PROGRAM

SEQ#	ATP	ROUTE SYSTEM	PROJECT NUMBER (SP)	YEAR	AGENCY	PROJECT DESCRIPTION	MILE	PRGM	WORK TYPE	PROPOSED FUND	STIP TOTAL	FHWA	AC	FTA	TH	BOND	OTHER
1078	6	LOCAL 999	8806-SHL-22	2022	LOCAL	HSIP SETASIDE - LOCAL - 2022	0.00	SH	SAFETY	HSIP	2,333,333	2,100,000	-	-	-	-	233,333
1079	6	MN 999	8806-SHS-22	2022	MnDOT	DISTRICTWIDE SETASIDES - HSIP - 2022	0.00	SH	SAFETY	HSIP	774,000	696,600	-	-	77,400	-	-
1253	7	MN 999	8807-SHL-22	2022	MNDOT	DISTRICTWIDE SETASIDES - LOCAL HSIP PROJECTS - 2022	0.00	SH	SHOULDER WIDENING	HSIP	1,444,444	1,300,000	-	-	-	-	144,444
1254	7	MN 999	8807-SHS-22	2022	MNDOT	DISTRICTWIDE SETASIDES - MNDOT HSIP PROJECTS - 2022	0.00	SH	SHOULDER WIDENING	HSIP	1,333,333	1,200,000	-	-	-	-	133,333
1382	8	LOCAL 999	042-070-014	2022	LYON COUNTY	COUNTYWIDE, 6" EDGELINE STRIPING	0.00	SH	STRIPING	HSIP	388,889	350,000	-	-	-	-	38,889
1392	8	MN 23	3408-90	2022	MNDOT	**SEC164** MN 23, JCT OF MN 23 & MN 9, CONSTRUCT A REDUCED CONFLICT INTERSECTION (WORK ON MN 9 FROM 1000' W. OF MN 23 TO JCT MN 23)	0.60	SH	CHANNELIZATION	HSIP	1,000,000	1,000,000	-	-	-	-	-
1400	8	US 212	4310-93	2022	MNDOT	US 212, JCT OF US 212 & CSAH 1, CONSTRUCT A REDUCED CONFLICT INTERSECTION (2022 HSIP)	0.40	SH	CHANNELIZATION	HSIP	1,111,111	1,000,000	-	-	111,111	-	-
1419	8	LOCAL 999	8808-SHL-22	2022	DISTRICTWIDE	DISTRICTWIDE LOCAL SETASIDES - HSIP - 2022	0.00	SH	HSIP	HSIP	722,222	650,000	-	-	-	-	72,222
2145	C	MN 999	880C-CAVI-22	2022	MNDOT	**SEC164** 2022 CONNECTED AUTONOMOUS VEHICLE INITIATIVES	0.0	SH	SAFETY IMPROVEMENT	HSIP	200,000	200,000	-	-	-	-	-
2158	C	MN 999	880C-SEC164-22	2022	MNDOT	**SEC164** 2022 REMAINING PROGRAM SETASIDE	0.0	SH	SETASIDE	HSIP	3,250,000	3,250,000	-	-	-	-	-
2160	C	MN 999	880C-SPE-22	2022	MNDOT	**SEC164** 2022 SAFETY PROJECT EVALUATIONS	0.0	SH	SAFETY IMPROVEMENT	HSIP	250,000	250,000	-	-	-	-	-
2162	C	MN 999	880C-TZDC-22	2022	MNDOT	**SEC164** 2022 TZD REGIONAL COORDINATOR POSITIONS	0.0	SH	TZD BEHAVIOR STRATEGIES	HSIP	500,000	500,000	-	-	-	-	-
1911	M	MN 55	2722-935	2022	MNDOT	MN 55, AT OLD ROCKFORD RD, AND AT URBANDALE CT IN PLYMOUTH - INTERSECTION ACCESS MODIFICATIONS	0.28	SH	OTHER	HSIP	263,000	236,700	-	-	26,300	-	-
1913	M	MN 55	2723-1375	2022	MNDOT	MN 55, FROM CSAH 6 TO MEDICINE LAKE DR W IN PLYMOUTH - MODIFY 18TH AVE, LARCH LN, IVES LN, GOLDENROD LN AND EVERGREEN LN, TO 3/4 INTERSECTIONS	1.20	SH	OTHER	HSIP	1,020,000	918,000	-	-	102,000	-	-
1918	M	MN 77	2758-775	2022	MNDOT	MN 77, FROM NORTH END OF BRIDGE #9600N TO E OLD SHAKOPEE RD IN BLOOMINGTON - INSTALL HIGH TENSION CABLE MEDIAN BARRIER	0.45	SH	MEDIAN BARRIER	HSIP	91,000	81,900	-	-	9,100	-	-
1929	M	MN 13	7001-1235	2022	MNDOT	MN 13, FROM SCOTT - CSAH 17 IN SPRING LK TWP TO CR 64 IN CEDAR LK TWP - LEFT TURN LANES	6.24	SH	TURN LANES	HSIP	985,000	886,500	-	-	98,500	-	-
1951	M	LOCAL 999	880M-SHL-22	2022	MNDOT	METRO ATP SETASIDE FOR HSIP PROJECTS YET TO BE SELECTED FOR FY 2022	0.00	SH	SAFETY	HSIP	11,555,556	10,400,000	-	-	-	-	1,155,556
1952	M	MN 999	880M-SHS-22	2022	MNDOT	DISTRICTWIDE SETASIDE FOR HSIP PROJECTS - FY 2022	0.00	SH	SAFETY	HSIP	2,718,889	2,447,000	-	-	271,889	-	-
Total											45,317,128	41,648,915	-	-	1,109,456	-	2,558,757

Transit Programs

FTA

- ✓ Public Transit Urbanized Area Formula Program (Section 5307)
- ✓ Capital Program (Section 5309)
- ✓ Elderly and Persons with Disabilities Program (Section 5310)
- Public Transit Non - Urbanized Area Formula Program (Section 5311)
 - Inter-City Bus Program (Section 5311(f))
- ✓ State of Good Repair (Section 5337)
- ✓ Bus and Bus Facilities (Section 5339)

FHWA

- ✓ Surface Transportation Block Grant Program (STBGP)
- ✓ Congestion Mitigation & Air Quality (CMAQ)

TRANSIT PROGRAMS

Federal Transit Administration (FTA)

A portion of the federal gas tax is placed in the Mass Transit Account of the Federal Highway Trust Fund. These funds are reserved for transit purposes and are managed by the FTA. Transit funding authorized by FAST Act is managed in several different ways. Some transit funding is distributed by formula or grant applications and some is allocated to the states and/or transit authorities by FTA.

In Minnesota, FTA transit allocations for rural and small urban transit capital and operating assistance are managed by MnDOT's Office of Transit. These formula programs include the Enhanced Mobility of Seniors and Individuals with Disabilities Program and the Rural Area Formula Program. The Urbanized Area Formula Program (capital and operating assistance for urbanized areas with populations over 50,000) is provided directly to the urbanized area transit agency by FTA. In addition, FTA directly allocates Bus and Bus Facilities Formula Program funds to the states and/or transit agencies in urbanized areas for major capital needs such as fleet replacement and construction of transit facilities.

Federal Highway Administration (FHWA)

An investment in transit capital is eligible for federal highway funding under FAST Act through the Surface Transportation Program (STP) or Congestion Mitigation and Air Quality (CMAQ).

Figure A-3 TRANSIT FUNDING BY SOURCE AND YEAR (\$ MILLIONS)						
SOURCE	PROGRAM	2019	2020	2021	2022	TOTAL*
FTA						
Public Transit Urbanized Area Formula Program (Section 5307)	B9	78	71	48	55	253
Capital Program (Section 5309)	B3	0	0	236	238	474
Elderly and Persons with Disabilities Program (Section 5310)	NB	3	4	4	4	15
Non-Urbanized Area & Inter-City Bus (Section 5311 & 5311(f)) State	OB	15	13	13	12	53
State of Good Repair (Section 5337)	GR	28	27	35	36	126
Bus and Bus Facilities (Section 5339)	BB	12	15	19	26	72
SUBTOTAL FTA		136	130	355	371	992
FHWA						
Transit Capital (STBGP)	TR, TM	12	15	8	8	43
Congestion Mitigation & Air Quality (CMAQ)	TR	19	16	17	32	83
SUBTOTAL FHWA		31	31	25	40	127
TOTAL*		167	161	380	411	1,118

***may not total correctly due to rounding**

SFY 2019-2022 STATE TRANSPORTATION IMPROVEMENT PROGRAM (STIP)

SORT BY: ATP, YEAR, TRANSIT, RAIL, LOCAL SP, MNDOT SP, SETASIDE

TRANSIT PROGRAM (FTA-SECTION 5307)

SEQ#	ATP	ROUTE SYSTEM	PROJECT NUMBER (SP)	YEAR	AGENCY	PROJECT DESCRIPTION	MILE	PRGM	WORK TYPE	PROPOSED FUND	STIP TOTAL	FHWA	AC	FTA	TH	BOND	OTHER
2	1	BB	TRF-0016-19B	2019	DULUTH TRANSIT AUTHORITY	SECT 5307: DULUTH OPERATING ASSISTANCE	0.00	B9	TRANSIT OPERATIONS	FTA	13,860,000	-	-	1,000,000	-	-	12,860,000
3	1	BB	TRF-0016-19C	2019	DULUTH TRANSIT AUTHORITY	SECT 5307: DULUTH BUS SUPPORT EQUIPMENT FACILITY REHABILITATION	0.00	B9	TRANSIT GRANT CAP IMP (NON-VEHICLE)	FTA	300,000	-	-	240,000	-	-	60,000
4	1	BB	TRF-0016-19D	2019	DULUTH TRANSIT AUTHORITY	SECT 5307: DULUTH; PREVENTIVE MAINTENANCE	0.00	B9	TRANSIT OPERATIONS	FTA	1,000,000	-	-	1,000,000	-	-	-
5	1	BB	TRF-0016-19E	2019	DULUTH TRANSIT AUTHORITY	SECT 5307: DULUTH CAPITAL ADMIN/MAINT FACILITY ROOF REHAB	0.00	B9	TRANSIT GRANT CAP IMP (NON-VEHICLE)	FTA	400,000	-	-	320,000	-	-	80,000
6	1	BB	TRF-0016-19F	2019	DULUTH TRANSIT AUTHORITY	SECT 5307: DULUTH CAPITAL BUS STOP/ STATION/ TERMINAL UPDATES	0.00	B9	TRANSIT GRANT CAP IMP (NON-VEHICLE)	FTA	150,000	-	-	120,000	-	-	30,000
7	1	BB	TRF-0016-19G	2019	DULUTH TRANSIT AUTHORITY	SECT 5307: DULUTH CAPITAL TECHNOLOGY UPDATES	0.00	B9	TRANSIT GRANT CAP IMP (NON-VEHICLE)	FTA	50,000	-	-	40,000	-	-	10,000
254	2	BB	TRF-0018-19B	2019	EAST GRAND FORKS	SECT 5307: EAST GRAND FORKS FIXED ROUTE TRANSIT OPERATING ASSISTANCE		B9	TRANSIT OPERATIONS	FTA	360,000	-	-	89,000	-	-	271,000
255	2	BB	TRF-0018-19C	2019	EAST GRAND FORKS	SECT 5307: EAST GRAND FORKS FARE COLLECTION EQUIPMENT (MOBILE)		B9	TRANSIT GRANT CAP IMP (NON-VEHICLE)	FTA	220,000	-	-	176,000	-	-	44,000
407	3	BB	TRF-0048-19A	2019	METRO BUS	SECT 5307: ST. CLOUD MTC; OPERATING ASSISTANCE	0.00	B9	TRANSIT OPERATIONS	FTA	9,300,000	-	-	1,340,000	-	-	7,960,000
408	3	BB	TRF-0048-19B	2019	METRO BUS	SECT 5307: ST. CLOUD MTC; PREVENTIVE MAINTENANCE	0.00	B9	TRANSIT OPERATIONS	FTA	1,200,000	-	-	960,000	-	-	240,000
409	3	BB	TRF-0048-19C	2019	METRO BUS	SECT 5307: ST. CLOUD MTC;OFFICE EQUIP, IT, & COMMUNICATION PROJECTS	0.00	B9	TRANSIT GRANT CAP IMP (NON-VEHICLE)	FTA	593,000	-	-	474,400	-	-	118,600
410	3	BB	TRF-0048-19D	2019	METRO BUS	SECT 5307: ST. CLOUD MTC; CAPITAL MAINTENANCE TOOLS & EQUIPMENT	0.00	B9	TRANSIT GRANT CAP IMP (NON-VEHICLE)	FTA	15,000	-	-	12,000	-	-	3,000
411	3	BB	TRF-0048-19E	2019	METRO BUS	SECT 5307: ST. CLOUD MTC; CAPITAL BUS SHELTER AMENITIES	0.00	B9	TRANSIT GRANT CAP IMP (NON-VEHICLE)	FTA	25,000	-	-	20,000	-	-	5,000
412	3	BB	TRF-0048-19G	2019	METRO BUS	SECT 5307: ST. CLOUD MTC;FACILITY IMPROVEMENTS	0.00	B9	TRANSIT GRANT CAP IMP (NON-VEHICLE)	FTA	250,000	-	-	200,000	-	-	50,000
413	3	BB	TRF-0048-19H	2019	METRO BUS	SECT 5307: ST. CLOUD MTC; CNG CANOPY PHASE II	0.00	B9	TRANSIT GRANT CAP IMP (NON-VEHICLE)	FTA	175,000	-	-	140,000	-	-	35,000

SFY 2019-2022 STATE TRANSPORTATION IMPROVEMENT PROGRAM (STIP)

SORT BY: ATP, YEAR, TRANSIT, RAIL, LOCAL SP, MNDOT SP, SETASIDE

TRANSIT PROGRAM (FTA-SECTION 5307)

SEQ#	ATP	ROUTE SYSTEM	PROJECT NUMBER (SP)	YEAR	AGENCY	PROJECT DESCRIPTION	MILE	PRGM	WORK TYPE	PROPOSED FUND	STIP TOTAL	FHWA	AC	FTA	TH	BOND	OTHER
416	3	BB	TRF-0048-19M	2019	METRO BUS	SECT 5307: ST. CLOUD MTC; FARE COLLECTION SYSTEM UPGRADE	0.00	B9	TRANSIT GRANT CAP IMP (NON-TRANSIT)	FTA	700,000	-	-	560,000	-	-	140,000
691	4	BB	TRF-0034-19A	2019	MOORHEAD	SECT 5307: CITY OF MOORHEAD TRANSIT OPERATING ASSISTANCE	0.00	B9	TRANSIT OPERATIONS	FTA	3,250,000	-	-	355,000	-	-	2,895,000
692	4	BB	TRF-0034-19D	2019	MOORHEAD	SECT 5307: CITY OF MOORHEAD, PURCHASE BUS (CLASS 400) AND BUS RELATED EQUIPMENT	0.00	B9	TRANSIT VEHICLE PURCHASE	FTA	85,000	-	-	68,000	-	-	17,000
693	4	BB	TRF-0034-19F	2019	MOORHEAD	SECT 5307: CITY OF MOORHEAD, PURCHASE VAN (CLASS 200) AND VAN RELATED EQUIPMENT	0.00	B9	TRANSIT VEHICLE PURCHASE	FTA	28,000	-	-	22,400	-	-	5,600
694	4	BB	TRF-0034-19G	2019	MOORHEAD	SECT 5307: CITY OF MOORHEAD, PURCHASE ONE <30 FT. BUS AND BUS RELATED EQUIPMENT	0.00	B9	TRANSIT VEHICLE PURCHASE	FTA	28,000	-	-	22,400	-	-	5,600
695	4	BB	TRF-0034-19I	2019	MOORHEAD	SECT 5307: CITY OF MOORHEAD BUS SHELTER	0.00	B9	TRANSIT GRANT CAP IMP (NON-VEHICLE)	FTA	23,300	-	-	18,640	-	-	4,660
696	4	BB	TRF-0034-19J	2019	MOORHEAD	SECT 5307: CITY OF MOORHEAD, PURCHASE MISC SUPPORT EQUIPMENT - FORK LIFT & MOBILE LIFT (1/3 SHARE)	0.00	B9	TRANSIT GRANT CAP IMP (NON-VEHICLE)	FTA	25,000	-	-	20,000	-	-	5,000
697	4	BB	TRF-0034-19K	2019	MOORHEAD	SECT 5307: CITY OF MOORHEAD FARE COLLECTION SYSTEM	0.00	B9	TRANSIT GRANT CAP IMP (NON-VEHICLE)	FTA	318,000	-	-	58,000	-	-	260,000
842	6	BB	TRF-0047-19A	2019	ROCHESTER	SECT 5307: ROCHESTER RR OPERATING ASSISTANCE	0.00	B9	TRANSIT OPERATIONS	FTA	11,450,000	-	-	2,000,000	-	-	9,450,000
843	6	BB	TRF-0047-19B	2019	ROCHESTER	SECT 5307: CITY OF ROCHESTER; ST MARY'S STATION - CONSTRUCTION	0.00	B9	TRANSIT GRANT CAP IMP (NON-VEHICLE)	FTA	250,000	-	-	200,000	-	-	50,000
845	6	BB	TRF-0047-19D	2019	ROCHESTER	SECT 5307: CITY OF ROCHESTER; REMOTE HUB LOCATION, DESIGN STUDY AND PRELIMINARY ENGINEERING	0.00	B9	TRANSIT GRANT CAP IMP (NON-VEHICLE)	FTA	150,000	-	-	120,000	-	-	30,000
846	6	BB	TRF-0047-19E	2019	ROCHESTER	SECT 5307: CITY OF ROCHESTER; PURCHASE TWO (2) 40 FT. EXPANSION BUSES	0.00	B9	TRANSIT VEHICLE PURCHASE	FTA	968,000	-	-	774,400	-	-	193,600
852	6	BB	TRF-0047-19K	2019	ROCHESTER	SECT 5307: CITY OF ROCHESTER; PURCHASE FIVE (5) 60' BRT EXPANSION BUSES	0.00	B9	TRANSIT VEHICLE PURCHASE	FTA	6,500,000	-	-	5,200,000	-	-	1,300,000
853	6	BB	TRF-0047-19L	2019	ROCHESTER	SECT 5307: CITY OF ROCHESTER; PURCHASE AND INSTALL ELECTRICAL CHARGING STATION	0.00	B9	EV CHARGING SYSTEM	FTA	1,000,000	-	-	800,000	-	-	200,000
854	6	BB	TRF-0047-19M	2019	ROCHESTER	SECT 5307: CITY OF ROCHESTER; PURCHASE TWO (2) <30' PARATRANSIT BUSES	0.00	B9	TRANSIT VEHICLE PURCHASE	FTA	330,000	-	-	264,000	-	-	66,000
855	6	BB	TRF-0047-19N	2019	ROCHESTER	SECT 5307: CITY OF ROCHESTER; PURCHASE TWO (2) <30' BUSES FOR REGULAR ROUTE	0.00	B9	TRANSIT VEHICLE PURCHASE	FTA	330,000	-	-	264,000	-	-	66,000

SFY 2019-2022 STATE TRANSPORTATION IMPROVEMENT PROGRAM (STIP)

SORT BY: ATP, YEAR, TRANSIT, RAIL, LOCAL SP, MNDOT SP, SETASIDE

TRANSIT PROGRAM (FTA-SECTION 5307)

SEQ#	ATP	ROUTE SYSTEM	PROJECT NUMBER (SP)	YEAR	AGENCY	PROJECT DESCRIPTION	MILE	PRGM	WORK TYPE	PROPOSED FUND	STIP TOTAL	FHWA	AC	FTA	TH	BOND	OTHER
856	6	BB	TRF-3780-19	2019	LA CRESCENT	SECT 5307: CITY OF LA CRESCENT TRANSIT OPERATING ASSISTANCE	0.00	B9	TRANSIT VEHICLE PURCHASE	FTA	375,000	-	-	55,000	-	-	320,000
1082	7	BB	TRF-0028-19A	2019	MANKATO	SECT 5307: CITY OF MANKATO; RR TRANSIT OPERATING ASSISTANCE	0.00	B9	TRANSIT OPERATIONS	FTA	1,900,000	-	-	532,000	-	-	1,368,000
1083	7	BB	TRF-0028-19B	2019	MANKATO	SECT 5307: CITY OF MANKATO; RR TRANSIT PREVENTIVE MAINTENANCE	0.00	B9	TRANSIT OPERATIONS	FTA	263,000	-	-	188,000	-	-	75,000
1084	7	BB	TRF-0028-19C	2019	MANKATO	SECT 5307: COMPLETE FUEL SYSTEM REPLACEMENT (TANKS, BUMPS, LIGHTED CANOPY)	0.00	B9	TRANSIT GRANT CAP IMP (NON-VEHICLE)	FTA	600,000	-	-	480,000	-	-	120,000
1085	7	BB	TRF-0028-19D	2019	MANKATO	SECT 5307: CITY OF MANKATO; PURCHASE ONE (1) BUS <30 FT REPLACEMENT BUS (CLASS 400)	0.00	B9	TRANSIT VEHICLE PURCHASE	FTA	200,000	-	-	160,000	-	-	40,000
1422	M	BB	TRF-TCMT-19AC	2019	MET COUNCIL-MT	SECT 5307: TWIN CITIES MET COUNCIL MT-TRANSIT BUSINESS COMPUTER HW & SW	0.00	B9	TRANSIT OPERATIONS	FTA	2,271,000	-	-	1,816,800	-	-	454,200
1423	M	BB	TRF-TCMT-19AD	2019	MET COUNCIL-MT	SECT 5307: TWIN CITIES MET COUNCIL MT-BUS ACQUISITION	0.00	B9	TRANSIT VEHICLE PURCHASE	FTA	12,279,240	-	-	9,823,392	-	-	2,455,848
1425	M	BB	TRF-TCMT-19AF	2019	MET COUNCIL-MT	SECT 5307: TWIN CITIES MET COUNCIL MT-BUS AND RAIL SUPPORT FACILITY REHAB AND RENOVATE: HOISTS, EQUIPMENT, FACILITY APPURTENANCES, ROOF, NEW INITIATIVES	0.00	B9	TRANSIT GRANT CAP IMP (NON-VEHICLE)	FTA	1,645,430	-	-	1,316,344	-	-	329,086
1429	M	BB	TRF-TCMT-19AU	2019	MET COUNCIL-MT	SECT 5307: TWIN CITIES MET COUNCIL MT-D LINE ARTERIAL BUS RAPID TRANSIT LINE DESIGN AND ENGINEERING	0.00	B9	TRANSIT GRANT CAP IMP (NON-VEHICLE)	FTA	10,250,000	-	-	8,200,000	-	-	2,050,000
1430	M	BB	TRF-TCMT-19AV	2019	MET COUNCIL-MT	SECT 5307: TWIN CITIES MET COUNCIL MT-FACILITIES ENERGY ENHANCEMENTS AND NEW ENERGY INITIATIVES	0.00	B9	TRANSIT OPERATIONS	FTA	3,000,000	-	-	2,400,000	-	-	600,000
1431	M	BB	TRF-TCMT-19B	2019	MET COUNCIL-MT	SECT 5307: TWIN CITIES MET COUNCIL MT-BUS AND RAIL OPERATIONS COMMUNICATIONS AND CONTROL CAPITAL EQUIPMENT, HARDWARE AND SOFTWARE REPLACEMENT AND EXPANSION, ADVANCE SCHEDULE PLANNING SOFTWARE, CUSTOMER REAL-TIME SOFTWARE	0.00	B9	TRANSIT GRANT CAP IMP (NON-VEHICLE)	FTA	2,600,000	-	-	2,080,000	-	-	520,000
1434	M	BB	TRF-TCMT-19G	2019	MET COUNCIL-MT	SECT 5307: TWIN CITIES MET COUNCIL MT-BUS AND RAIL FARE COLLECTION CAPITAL EQUIPMENT, HARDWARE AND SOFTWARE REPLACEMENT AND EXPANSION	0.00	B9	TRANSIT OPERATIONS	FTA	2,600,000	-	-	2,080,000	-	-	520,000
1435	M	BB	TRF-TCMT-19H	2019	MET COUNCIL-MT	SECT 5307: TWIN CITIES MET COUNCIL MT-HEYWOOD GARAGE EXPANSION DESIGN, ENGINEERING AND CONSTRUCTION	0.00	B9	TRANSIT GRANT CAP IMP (NON-VEHICLE)	FTA	4,583,123	-	-	3,666,498	-	-	916,625

SFY 2019-2022 STATE TRANSPORTATION IMPROVEMENT PROGRAM (STIP)

SORT BY: ATP, YEAR, TRANSIT, RAIL, LOCAL SP, MNDOT SP, SETASIDE

TRANSIT PROGRAM (FTA-SECTION 5307)

SEQ#	ATP	ROUTE SYSTEM	PROJECT NUMBER (SP)	YEAR	AGENCY	PROJECT DESCRIPTION	MILE	PRGM	WORK TYPE	PROPOSED FUND	STIP TOTAL	FHWA	AC	FTA	TH	BOND	OTHER
1436	M	BB	TRF-TCMT-19P	2019	MET COUNCIL-MTS	SECT 5307: TWIN CITIES MET COUNCIL MTS-MTS BUS ACQUISITION	0.00	B9	TRANSIT VEHICLE PURCHASE	FTA	25,411,938	-	-	20,329,550	-	-	5,082,388
1437	M	BB	TRF-TCMT-19Q	2019	MET COUNCIL-MTS	SECT 5307: TWIN CITIES MET COUNCIL U OF M-U OF MN BUS ACQUISITION	0.00	B9	TRANSIT VEHICLE PURCHASE	FTA	336,438	-	-	269,150	-	-	67,288
1438	M	BB	TRF-TCMT-19S	2019	MET COUNCIL-MTS	SECT 5307: TWIN CITIES MET COUNCIL MTS-REGIONAL FLEET CAPITAL COST OF CONTRACTING	0.00	B9	TRANSIT OPERATIONS	FTA	3,750,000	-	-	3,000,000	-	-	750,000
1439	M	BB	TRF-TCMT-19X	2019	MET COUNCIL-MT	SECT 5307: TWIN CITIES MET COUNCIL MT-PREVENTIVE MAINTENANCE	0.00	B9	TRANSIT OPERATIONS	FTA	6,250,000	-	-	5,000,000	-	-	1,250,000
Total											131,648,469	-	-	78,274,974	-	-	53,373,495

SFY 2019-2022 STATE TRANSPORTATION IMPROVEMENT PROGRAM (STIP)

SORT BY: ATP, YEAR, TRANSIT, RAIL, LOCAL SP, MNDOT SP, SETASIDE

TRANSIT PROGRAM (FTA-SECTION 5307)

SEQ#	ATP	ROUTE SYSTEM	PROJECT NUMBER (SP)	YEAR	AGENCY	PROJECT DESCRIPTION	MILE	PRGM	WORK TYPE	PROPOSED FUND	STIP TOTAL	FHWA	AC	FTA	TH	BOND	OTHER
77	1	BB	TRF-0016-20B	2020	DULUTH TRANSIT AUTHORITY	SECT 5307: DULUTH OPERATING ASSISTANCE - REGULAR ROUTE	0.00	B9	TRANSIT OPERATIONS	FTA	13,950,000	-	-	1,000,000	-	-	12,950,000
78	1	BB	TRF-0016-20C	2020	DULUTH TRANSIT AUTHORITY	SECT 5307: DULUTH CAPITAL BUS SUPPORT EQUIPMENT FACILITY REHABILITATION	0.00	B9	TRANSIT GRANT CAP IMP (NON-VEHICLE)	FTA	50,000	-	-	40,000	-	-	10,000
79	1	BB	TRF-0016-20D	2020	DULUTH TRANSIT AUTHORITY	SECT 5307: DULUTH CAPITAL BUS STOP/ STATION/ TERMINAL UPDATES	0.00	B9	TRANSIT GRANT CAP IMP (NON-VEHICLE)	FTA	150,000	-	-	120,000	-	-	30,000
80	1	BB	TRF-0016-20E	2020	DULUTH TRANSIT AUTHORITY	SECT 5307: DULUTH CAPITALTECHNOLOGY UPDATES	0.00	B9	TRANSIT GRANT CAP IMP (NON-VEHICLE)	FTA	100,000	-	-	80,000	-	-	20,000
81	1	BB	TRF-0016-20G	2020	DULUTH TRANSIT AUTHORITY	SECT 5307 DULUTH; PREVENTIVE MAINTENANCE	0.00	B9	TRANSIT OPERATIONS	FTA	1,000,000	-	-	1,000,000	-	-	-
310	2	BB	TRF-0018-20B	2020	EAST GRAND FORKS	SECT 5307: EAST GRAND FORKS FIXED ROUTE TRANSIT OPERATING ASSISTANCE		B9	TRANSIT OPERATIONS	FTA	525,000	-	-	90,000	-	-	435,000
311	2	BB	TRF-0018-20C	2020	EAST GRAND FORKS	SECT 5307: EAST GRAND FORKS; SUPPORT EQUIP/ FACILITIES-EQUIPMENT		B9	TRANSIT GRANT CAP IMP (NON-VEHICLE)	FTA	200,000	-	-	160,000	-	-	40,000
493	3	BB	TRF-0048-20	2020	METRO BUS	SECT 5307: ST. CLOUD MTC; OPERATING ASSISTANCE	0.00	B9	TRANSIT OPERATIONS	FTA	9,400,000	-	-	1,340,000	-	-	8,060,000
494	3	BB	TRF-0048-20B	2020	METRO BUS	SECT 5307: ST. CLOUD MTC;OFFICE EQUIP, IT, & COMMUNICATION PROJECTS	0.00	B9	TRANSIT GRANT CAP IMP (NON-VEHICLE)	FTA	35,000	-	-	28,000	-	-	7,000
495	3	BB	TRF-0048-20C	2020	METRO BUS	SECT 5307: ST. CLOUD MTC; PURCHASE MAINTENANCE TOOLS & EQUIPMENT	0.00	B9	TRANSIT GRANT CAP IMP (NON-VEHICLE)	FTA	15,000	-	-	12,000	-	-	3,000
496	3	BB	TRF-0048-20D	2020	METRO BUS	SECT 5307: ST. CLOUD MTC; TRANSIT SIGNAL PRIORITY PROJECTS	0.00	B9	TRANSIT GRANT CAP IMP (NON-VEHICLE)	FTA	30,000	-	-	24,000	-	-	6,000
497	3	BB	TRF-0048-20E	2020	METRO BUS	SECT 5307: ST. CLOUD MTC; PREVENTIVE MAINTENANCE	0.00	B9	TRANSIT OPERATIONS	FTA	1,200,000	-	-	960,000	-	-	240,000
739	4	BB	TRF-0034-20A	2020	MOORHEAD	SECT 5307: CITY OF MOORHEAD TRANSIT OPERATING ASSISTANCE	0.00	B9	TRANSIT OPERATIONS	FTA	3,380,000	-	-	365,000	-	-	3,015,000
740	4	BB	TRF-0034-20D	2020	MOORHEAD	SECT 5307: CITY OF MOORHEAD, COMMUNICATION EQUIPMENT	0.00	B9	TRANSIT GRANT CAP IMP (NON-VEHICLE)	FTA	59,000	-	-	47,200	-	-	11,800
741	4	BB	TRF-0034-20E	2020	MOORHEAD	SECT 5307: CITY OF MOORHEAD BUS SHELTER	0.00	B9	TRANSIT GRANT CAP IMP (NON-VEHICLE)	FTA	24,000	-	-	19,200	-	-	4,800
923	6	BB	TRF-0047-20A	2020	ROCHESTER	SECT 5307: ROCHESTER RR OPERATING ASSISTANCE	0.00	B9	TRANSIT OPERATIONS	FTA	13,000,000	-	-	2,000,000	-	-	11,000,000

SFY 2019-2022 STATE TRANSPORTATION IMPROVEMENT PROGRAM (STIP)

SORT BY: ATP, YEAR, TRANSIT, RAIL, LOCAL SP, MNDOT SP, SETASIDE

TRANSIT PROGRAM (FTA-SECTION 5307)

SEQ#	ATP	ROUTE SYSTEM	PROJECT NUMBER (SP)	YEAR	AGENCY	PROJECT DESCRIPTION	MILE	PRGM	WORK TYPE	PROPOSED FUND	STIP TOTAL	FHWA	AC	FTA	TH	BOND	OTHER
926	6	BB	TRF-3780-20	2020	LA CRESCENT	SECT 5307: CITY OF LA CRESCENT TRANSIT OPERATING ASSISTANCE	0.00	B9	TRANSIT OPERATIONS	FTA	375,000	-	-	55,000	-	-	320,000
1135	7	BB	TRF-0028-20A	2020	MANKATO	SECT 5307: CITY OF MANKATO; RR TRANSIT OPERATING ASSISTANCE		B9	TRANSIT OPERATIONS	FTA	2,000,000	-	-	532,000	-	-	1,468,000
1136	7	BB	TRF-0028-20B	2020	MANKATO	SECT 5307: CITY OF MANKATO; RR TRANSIT PREVENTIVE MAINTENANCE		B9	TRANSIT OPERATIONS	FTA	200,000	-	-	160,000	-	-	40,000
1137	7	BB	TRF-0028-20C	2020	MANKATO	SECT 5307: CITY OF MANKATO; PURCHASE ONE (1) LF REPLACEMENT BUS (CLASS 400)		B9	TRANSIT VEHICLE PURCHASE	FTA	200,000	-	-	160,000	-	-	40,000
1602	M	BB	TRF-TCMT-20	2020	MET COUNCIL-MTS	SECT 5307: TWIN CITIES MET COUNCIL MTS-MTS BUS ACQUISITION	0.00	B9	TRANSIT VEHICLE PURCHASE	FTA	37,615,968	-	-	30,092,774	-	-	7,523,194
1603	M	BB	TRF-TCMT-20A	2020	MET COUNCIL-MTS	SECT 5307: TWIN CITIES MET COUNCIL U OF M-U OF MN BUS ACQUISITION	0.00	B9	TRANSIT VEHICLE PURCHASE	FTA	344,849	-	-	275,879	-	-	68,970
1607	M	BB	TRF-TCMT-20B	2020	MET COUNCIL-MTS	SECT 5307: TWIN CITIES MET COUNCIL MTS-REGIONAL FLEET CAPITAL COST OF CONTRACTING	0.00	B9	TRANSIT OPERATIONS	FTA	3,750,000	-	-	3,000,000	-	-	750,000
1608	M	BB	TRF-TCMT-20D	2020	MET COUNCIL-MT	SECT 5307: TWIN CITIES MET COUNCIL MT-BUS AND RAIL OPERATIONS COMMUNICATIONS AND CONTROL CAPITAL EQUIPMENT, HARDWARE AND SOFTWARE REPLACEMENT AND EXPANSION, ADVANCE SCHEDULE PLANNING SOFTWARE, CUSTOMER REAL-TIME SOFTWARE	0.00	B9	TRANSIT OPERATIONS	FTA	680,000	-	-	544,000	-	-	136,000
1611	M	BB	TRF-TCMT-20N	2020	MET COUNCIL-MT	SECT 5307: TWIN CITIES MET COUNCIL MT-HEYWOOD GARAGE EXPANSION DESIGN, ENGINEERING AND CONSTRUCTION	0.00	B9	TRANSIT GRANT CAP IMP (NON-VEHICLE)	FTA	25,350,885	-	-	20,280,708	-	-	5,070,177
1615	M	BB	TRF-TCMT-20T	2020	MET COUNCIL-MT	SECT 5307: TWIN CITIES MET COUNCIL MT-PREVENTIVE MAINTENANCE	0.00	B9	TRANSIT OPERATIONS	FTA	6,250,000	-	-	5,000,000	-	-	1,250,000
1617	M	BB	TRF-TCMT-20W	2020	MET COUNCIL-MT	SECT 5307: TWIN CITIES MET COUNCIL MT-TRANSIT BUSINESS COMPUTER HW & SW	0.00	B9	TRANSIT OPERATIONS	FTA	4,511,000	-	-	3,608,800	-	-	902,200
Total											124,395,702	-	-	70,994,561	-	-	53,401,141

SFY 2019-2022 STATE TRANSPORTATION IMPROVEMENT PROGRAM (STIP)

SORT BY: ATP, YEAR, TRANSIT, RAIL, LOCAL SP, MNDOT SP, SETASIDE

TRANSIT PROGRAM (FTA-SECTION 5307)

SEQ#	ATP	ROUTE SYSTEM	PROJECT NUMBER (SP)	YEAR	AGENCY	PROJECT DESCRIPTION	MILE	PRGM	WORK TYPE	PROPOSED FUND	STIP TOTAL	FHWA	AC	FTA	TH	BOND	OTHER
142	1	BB	TRF-0016-21	2021	DULUTH TRANSIT AUTHORITY	SECT 5307: DULUTH OPERATING ASSISTANCE - REGULAR ROUTE	0.00	B9	TRANSIT OPERATIONS	FTA	14,040,000	-	-	1,000,000	-	-	13,040,000
143	1	BB	TRF-0016-21A	2021	DULUTH TRANSIT AUTHORITY	SECT 5307: DULUTH CAPITAL BUS STOP/ STATION/ TERMINAL UPDATES	0.00	B9	TRANSIT GRANT CAP IMP (NON-VEHICLE)	FTA	50,000	-	-	40,000	-	-	10,000
144	1	BB	TRF-0016-21C	2021	DULUTH TRANSIT AUTHORITY	SECT 5307: DULUTH TRANSIT AUTHORITY; TECHNOLOGY UPDATES	0.00	B9	TRANSIT GRANT CAP IMP (NON-VEHICLE)	FTA	100,000	-	-	80,000	-	-	20,000
145	1	BB	TRF-0016-21D	2021	DULUTH TRANSIT AUTHORITY	SECT 5307: DULUTH TRANSIT AUTHORITY; FUEL TANK REPLACEMENT	0.00	B9	TRANSIT GRANT CAP IMP (NON-VEHICLE)	FTA	700,000	-	-	560,000	-	-	140,000
147	1	BB	TRF-0016-21F	2021	DULUTH TRANSIT AUTHORITY	SECT 5307: DULUTH; PREVENTIVE MAINTENANCE	0.00	B9	TRANSIT OPERATIONS	FTA	1,000,000	-	-	1,000,000	-	-	-
148	1	BB	TRF-0016-21G	2021	DULUTH TRANSIT AUTHORITY	SECT 5307: DULUTH TRANSIT AUTHORITY;BUS SUPPORT EQUIPMENT/FACILITY REHABILITATION	0.00	B9	TRANSIT GRANT CAP IMP (NON-VEHICLE)	FTA	100,000	-	-	80,000	-	-	20,000
346	2	BB	TRF-0018-21B	2021	EAST GRAND FORKS	SECT 5307: EAST GRAND FORKS FIXED ROUTE TRANSIT OPERATING ASSISTANCE		B9	TRANSIT OPERATIONS	FTA	546,000	-	-	94,000	-	-	452,000
567	3	BB	TRF-0048-21	2021	METRO BUS	SECT 5307: ST. CLOUD MTC; OPERATING ASSISTANCE	0.00	B9	TRANSIT OPERATIONS	FTA	9,400,000	-	-	1,340,000	-	-	8,060,000
568	3	BB	TRF-0048-21A	2021	METRO BUS	SECT 5307: ST. CLOUD MTC; BUS SHELTERS	0.00	B9	TRANSIT GRANT CAP IMP (NON-VEHICLE)	FTA	25,000	-	-	20,000	-	-	5,000
569	3	BB	TRF-0048-21B	2021	METRO BUS	SECT 5307: ST. CLOUD MTC; PURCHASE THREE (3) REPLACEMENT OPERATIONS VEHICLES	0.00	B9	TRANSIT VEHICLE PURCHASE	FTA	120,000	-	-	96,000	-	-	24,000
570	3	BB	TRF-0048-21C	2021	METRO BUS	SECT 5307: ST. CLOUD MTC; OFFICE EQUIP, IT, & COMMUNICATION PROJECTS	0.00	B9	TRANSIT GRANT CAP IMP (NON-VEHICLE)	FTA	86,500	-	-	69,200	-	-	17,300
571	3	BB	TRF-0048-21E	2021	METRO BUS	SECT 5307: ST. CLOUD MTC; PREVENTIVE MAINTENANCE	0.00	B9	TRANSIT OPERATIONS	FTA	1,200,000	-	-	960,000	-	-	240,000
572	3	BB	TRF-0048-21F	2021	METRO BUS	SECT 5307: ST. CLOUD MTC;MAINTENANCE TOOLS AND EQUIPMENT	0.00	B9	TRANSIT GRANT CAP IMP (NON-VEHICLE)	FTA	135,000	-	-	108,000	-	-	27,000
780	4	BB	TRF-0034-21A	2021	MOORHEAD	SECT 5307: CITY OF MOORHEAD TRANSIT OPERATING ASSISTANCE	0.00	B9	TRANSIT OPERATIONS	FTA	3,500,000	-	-	376,000	-	-	3,124,000
781	4	BB	TRF-0034-21B	2021	MOORHEAD	SECT 5307: CITY OF MOORHEAD, PURCHASE ONE <30 FT. REPLACMENT BUS (SENIOR RIDE VAN)	0.00	B9	TRANSIT VEHICLE PURCHASE	FTA	30,000	-	-	24,000	-	-	6,000

SFY 2019-2022 STATE TRANSPORTATION IMPROVEMENT PROGRAM (STIP)

SORT BY: ATP, YEAR, TRANSIT, RAIL, LOCAL SP, MNDOT SP, SETASIDE

TRANSIT PROGRAM (FTA-SECTION 5307)

SEQ#	ATP	ROUTE SYSTEM	PROJECT NUMBER (SP)	YEAR	AGENCY	PROJECT DESCRIPTION	MILE	PRGM	WORK TYPE	PROPOSED FUND	STIP TOTAL	FHWA	AC	FTA	TH	BOND	OTHER
782	4	BB	TRF-0034-21C	2021	MOORHEAD	SECT 5307: CITY OF MOORHEAD BUS SHELTER	0.00	B9	TRANSIT GRANT CAP IMP (NON-VEHICLE)	FTA	24,700	-	-	19,760	-	-	4,940
981	6	BB	TRF-0047-21A	2021	ROCHESTER	SECT 5307: ROCHESTER RR OPERATING ASSISTANCE	0.00	B9	TRANSIT OPERATIONS	FTA	13,700,000	-	-	2,000,000	-	-	11,700,000
984	6	BB	TRF-0047-21D	2021	ROCHESTER	SECT 5307: ROCHESTER; TRANSIT DEVELOPMENT PLAN	0.00	B9	TRANSIT OPERATIONS	FTA	250,000	-	-	200,000	-	-	50,000
986	6	BB	TRF-3780-21	2021	LA CRESCENT	SECT 5307: CITY OF LA CRESENT TRANSIT OPERATING ASSISTANCE	0.00	B9	TRANSIT OPERATIONS	FTA	375,000	-	-	55,000	-	-	320,000
1174	7	BB	TRF-0028-21A	2021	MANKATO	SECT 5307: CITY OF MANKATO; RR TRANSIT OPERATING ASSISTANCE	0.00	B9	TRANSIT OPERATIONS	FTA	2,100,000	-	-	532,000	-	-	1,568,000
1175	7	BB	TRF-0028-21B	2021	MANKATO	SECT 5307: CITY OF MANKATO; RR TRANSIT PREVENTIVE MAINTENANCE	0.00	B9	TRANSIT OPERATIONS	FTA	200,000	-	-	160,000	-	-	40,000
1745	M	BB	TRF-TCMT-21E	2021	MET COUNCIL-MT	SECT 5307: TWIN CITIES MET COUNCIL MT-HEYWOOD GARAGE EXPANSION DESIGN, ENGINEERING AND CONSTRUCTION	0.00	B9	TRANSIT GRANT CAP IMP (NON-VEHICLE)	FTA	16,065,992	-	-	12,852,794	-	-	3,213,198
1746	M	BB	TRF-TCMT-21F	2021	MET COUNCIL-MT	SECT 5307: TWIN CITIES MET COUNCIL MT-PREVENTIVE MAINTENANCE	0.00	B9	TRANSIT OPERATIONS	FTA	6,250,000	-	-	5,000,000	-	-	1,250,000
1747	M	BB	TRF-TCMT-21G	2021	MET COUNCIL-MT	SECT 5307: TWIN CITIES MET COUNCIL MT- RAIL MISCELLANEOUS EQUIPMENT IMPROVEMENT (VIDEO, TRAIN OPERATOR TECH, SYSTEMS TECH, SECURITY, TRACK TECHNOLOGY AND EQUIPMENT)	0.00	B9	TRANSIT OPERATIONS	FTA	1,200,000	-	-	960,000	-	-	240,000
1752	M	BB	TRF-TCMT-21M	2021	MET COUNCIL-MT	SECT 5307: TWIN CITIES MET COUNCIL MT-TRANSIT BUSINESS COMPUTER HW & SW	0.00	B9	TRANSIT OPERATIONS	FTA	1,831,000	-	-	1,464,800	-	-	366,200
1755	M	BB	TRF-TCMT-21Q	2021	MET COUNCIL-MTS	SECT 5307: TWIN CITIES MET COUNCIL MTS-MTS BUS ACQUISITION	0.00	B9	TRANSIT VEHICLE PURCHASE	FTA	18,971,125	-	-	15,176,900	-	-	3,794,225
1756	M	BB	TRF-TCMT-21R	2021	MET COUNCIL-MTS	SECT 5307: TWIN CITIES MET COUNCIL MTS-REGIONAL FLEET CAPITAL COST OF CONTRACTING	0.00	B9	TRANSIT OPERATIONS	FTA	3,750,000	-	-	3,000,000	-	-	750,000
1757	M	BB	TRF-TCMT-21S	2021	MET COUNCIL-MTS	SECT 5307: TWIN CITIES MET COUNCIL U OF M-U OF MN BUS ACQUISITION	0.00	B9	TRANSIT VEHICLE PURCHASE	FTA	353,470	-	-	282,776	-	-	70,694
1758	M	BB	TRF-TCMT-21T	2021	MET COUNCIL-MT	SECT 5307: TWIN CITIES MET COUNCIL MT-FACILITIES ENERGY ENHANCEMENTS AND NEW ENERGY INITIATIVES	0.00	B9	TRANSIT GRANT CAP IMP (NON-VEHICLE)	FTA	1,000,000	-	-	800,000	-	-	200,000
Total											97,103,787	-	-	48,351,230	-	-	48,752,557

SFY 2019-2022 STATE TRANSPORTATION IMPROVEMENT PROGRAM (STIP)

SORT BY: ATP, YEAR, TRANSIT, RAIL, LOCAL SP, MNDOT SP, SETASIDE

TRANSIT PROGRAM (FTA-SECTION 5307)

SEQ#	ATP	ROUTE SYSTEM	PROJECT NUMBER (SP)	YEAR	AGENCY	PROJECT DESCRIPTION	MILE	PRGM	WORK TYPE	PROPOSED FUND	STIP TOTAL	FHWA	AC	FTA	TH	BOND	OTHER
193	1	BB	TRF-0016-22B	2022	DULUTH TRANSIT AUTHORITY	SECT 5307: DULUTH OPERATING ASSISTANCE - REGULAR ROUTE	0.00	B9	TRANSIT OPERATIONS	FTA	14,130,000	-	-	1,000,000	-	-	13,130,000
194	1	BB	TRF-0016-22C	2022	DULUTH TRANSIT AUTHORITY	SECT 5307: DULUTH; PREVENTIVE MAINTENANCE	0.00	B9	TRANSIT OPERATIONS	FTA	1,000,000	-	-	1,000,000	-	-	-
195	1	BB	TRF-0016-22D	2022	DULUTH TRANSIT AUTHORITY	SECT 5307: DULUTH CAPITAL BUS SUPPORT EQUIPMENT/FACILITY REHABILITATION	0.00	B9	TRANSIT GRANT CAP IMP (NON-VEHICLE)	FTA	50,000	-	-	40,000	-	-	10,000
196	1	BB	TRF-0016-22E	2022	DULUTH TRANSIT AUTHORITY	SECT 5307: DULUTH CAPITAL BUS STOP/STATION/TERMINAL UPDATES	0.00	B9	TRANSIT GRANT CAP IMP (NON-VEHICLE)	FTA	50,000	-	-	40,000	-	-	10,000
197	1	BB	TRF-0016-22F	2022	DULUTH TRANSIT AUTHORITY	SECT 5307: DULUTH CAPITAL TECHNOLOGY UPDATES	0.00	B9	TRANSIT GRANT CAP IMP (NON-VEHICLE)	FTA	50,000	-	-	40,000	-	-	10,000
198	1	BB	TRF-0016-22G	2022	DULUTH TRANSIT AUTHORITY	SECT 5307: DULUTH TRANSIT AUTHORITY; ADMIN/MAINT FACILITY ROOF REHABILITATION	0.00	B9	TRANSIT GRANT CAP IMP (NON-VEHICLE)	FTA	300,000	-	-	240,000	-	-	60,000
378	2	BB	TRF-0018-22B	2022	EAST GRAND FORKS	SECT 5307: EAST GRAND FORKS FIXED ROUTE TRANSIT OPERATING ASSISTANCE		B9	TRANSIT OPERATIONS	FTA	562,000	-	-	97,000	-	-	465,000
379	2	BB	TRF-0018-22D	2022	EAST GRAND FORKS	SECT 5307: EAST GRAND FORKS; PURCHASE CARD VENDING EQUIPMENT		B9	TRANSIT GRANT CAP IMP (NON-VEHICLE)	FTA	250,000	-	-	200,000	-	-	50,000
634	3	BB	TRF-0048-22	2022	METRO BUS	SECT 5307: ST. CLOUD MTC; OPERATING ASSISTANCE	0.00	B9	TRANSIT OPERATIONS	FTA	9,500,000	-	-	1,340,000	-	-	8,160,000
637	3	BB	TRF-0048-22C	2022	METRO BUS	SECT 5307: ST CLOUD MTC; PREVENTIVE MAINTENANCE	0.00	B9	TRANSIT OPERATIONS	FTA	1,300,000	-	-	1,040,000	-	-	260,000
638	3	BB	TRF-0048-22D	2022	METRO BUS	SECT 5307: ST. CLOUD MTC; OFFICE EQUIP, IT, & COMMUNICATION PROJECTS	0.00	B9	TRANSIT OPERATIONS	FTA	55,000	-	-	44,000	-	-	11,000
639	3	BB	TRF-0048-22H	2022	METRO BUS	SECT 5307: ST. CLOUD MTC; MAINTENANCE TOOLS AND EQUIPMENT	0.00	B9	TRANSIT GRANT CAP IMP (NON-VEHICLE)	FTA	15,000	-	-	12,000	-	-	3,000
640	3	BB	TRF-0048-22I	2022	METRO BUS	SECT 5307: ST. CLOUD MTC; FACILITY IMPROVEMENTS	0.00	B9	TRANSIT GRANT CAP IMP (NON-VEHICLE)	FTA	75,000	-	-	60,000	-	-	15,000
641	3	BB	TRF-0048-22J	2022	METRO BUS	SECT 5307: ST. CLOUD MTC; TRANSIT SIGNAL PRIORITY (TSP)	0.00	B9	TRANSIT GRANT CAP IMP (NON-VEHICLE)	FTA	30,000	-	-	24,000	-	-	6,000
810	4	BB	TRF-0034-22A	2022	MOORHEAD	SECT 5307: CITY OF MOORHEAD; OPERATING ASSISTANCE	0.00	B9	TRANSIT OPERATIONS	FTA	3,580,000	-	-	388,000	-	-	3,192,000
811	4	BB	TRF-0034-22B	2022	MOORHEAD	SECT 5307: CITY OF MOORHEAD BUS SHELTER	0.00	B9	TRANSIT GRANT CAP IMP (NON-VEHICLE)	FTA	25,400	-	-	20,320	-	-	5,080

SFY 2019-2022 STATE TRANSPORTATION IMPROVEMENT PROGRAM (STIP)

SORT BY: ATP, YEAR, TRANSIT, RAIL, LOCAL SP, MNDOT SP, SETASIDE

TRANSIT PROGRAM (FTA-SECTION 5307)

SEQ#	ATP	ROUTE SYSTEM	PROJECT NUMBER (SP)	YEAR	AGENCY	PROJECT DESCRIPTION	MILE	PRGM	WORK TYPE	PROPOSED FUND	STIP TOTAL	FHWA	AC	FTA	TH	BOND	OTHER
1039	6	BB	TRF-0047-22A	2022	ROCHESTER	SECT 5307: ROCHESTER RR OPERATING ASSISTANCE	0.00	B9	TRANSIT OPERATIONS	FTA	13,700,000	-	-	2,000,000	-	-	11,700,000
1041	6	BB	TRF-3780-22	2022	LA CRESCENT	SECT 5307: CITY OF LA CRESENT TRANSIT OPERATING ASSISTANCE	0.00	B9	TRANSIT OPERATIONS	FTA	375,000	-	-	55,000	-	-	320,000
1220	7	BB	TRF-0028-22A	2022	MANKATO	SECT 5307: CITY OF MANKATO RR TRANSIT OPERATING ASSISTANCE	0.00	B9	TRANSIT OPERATIONS	FTA	2,100,000	-	-	532,000	-	-	1,568,000
1221	7	BB	TRF-0028-22B	2022	MANKATO	SECT 5307: CITY OF MANKATO RR TRANSIT PREVENTATIVE MAINTENANCE	0.00	B9	TRANSIT OPERATIONS	FTA	200,000	-	-	160,000	-	-	40,000
1883	M	BB	TRF-TCMT-22G	2022	MET COUNCIL-MT	SECT 5307: TWIN CITIES MET COUNCIL MT-PREVENTIVE MAINTENANCE	0.00	B9	TRANSIT OPERATIONS	FTA	6,250,000	-	-	5,000,000	-	-	1,250,000
1885	M	BB	TRF-TCMT-22J	2022	MET COUNCIL-MT	SECT 5307: TWIN CITIES MET COUNCIL MT-LIGHT RAIL VEHICLES ACQUISITION	0.00	B9	TRANSIT VEHICLE PURCHASE	FTA	27,000,000	-	-	21,600,000	-	-	5,400,000
1888	M	BB	TRF-TCMT-22M	2022	MET COUNCIL-MT	SECT 5307: TWIN CITIES MET COUNCIL MT-TRANSIT BUSINESS COMPUTER HW & SW	0.00	B9	TRANSIT OPERATIONS	FTA	1,906,000	-	-	1,524,800	-	-	381,200
1889	M	BB	TRF-TCMT-22N	2022	MET COUNCIL-MTS	SECT 5307: TWIN CITIES MET COUNCIL MTS-MTS BUS ACQUISITION	0.00	B9	TRANSIT VEHICLE PURCHASE	FTA	19,470,416	-	-	15,576,333	-	-	3,894,083
1890	M	BB	TRF-TCMT-22P	2022	MET COUNCIL-MTS	SECT 5307: TWIN CITIES MET COUNCIL MTS-REGIONAL FLEET CAPITAL COST OF CONTRACTING	0.00	B9	TRANSIT OPERATIONS	FTA	3,750,000	-	-	3,000,000	-	-	750,000
1891	M	BB	TRF-TCMT-22Q	2022	MET COUNCIL-MTS	SECT 5307: TWIN CITIES MET COUNCIL U OF M-U OF MN BUS ACQUISITION	0.00	B9	TRANSIT VEHICLE PURCHASE	FTA	362,308	-	-	289,846	-	-	72,462
Total											106,086,124	-	-	55,323,299	-	-	50,762,825

SFY 2019-2022 STATE TRANSPORTATION IMPROVEMENT PROGRAM (STIP)

SORT BY: ATP, YEAR, TRANSIT, RAIL, LOCAL SP, MNDOT SP, SETASIDE

TRANSIT PROGRAM (FTA-SECTION 5309)

SEQ#	ATP	ROUTE SYSTEM	PROJECT NUMBER (SP)	YEAR	AGENCY	PROJECT DESCRIPTION	MILE	PRGM	WORK TYPE	PROPOSED FUND	STIP TOTAL	FHWA	AC	FTA	TH	BOND	OTHER
1751	M	BB	TRF-TCMT-21L	2021	MET COUNCIL-MT	SECT 5309: SOUTHWEST LIGHT RAIL TRANSIT (GREEN LINE EXTENSION)-NEW START FFGA APPROPRIATION	14.50	B3	TRANSIT GRANT CAP IMP (NON-VEHICLE)	FTA	200,000,000	-	-	100,000,000	-	-	100,000,000
1753	M	BB	TRF-TCMT-21N	2021	MET COUNCIL-MT	SECT 5309: TWIN CITIES MET COUNCIL MT-ORANGE LINE-SMALL START SSGA APPROPRIATION	17.00	B3	TRANSIT GRANT CAP IMP (NON-VEHICLE)	FTA	65,597,785	-	-	36,078,782	-	-	29,519,003
1754	M	BB	TRF-TCMT-21P	2021	MET COUNCIL-MT	SECT 5309: METRO BLUE LINE EXTENSION (BOTTINEAU LIGHT RAIL TRANSIT)-NEW START FFGA APPROPRIATION	13.00	B3	TRANSIT GRANT CAP IMP (NON-VEHICLE)	FTA	204,081,633	-	-	100,000,000	-	-	104,081,633
Total											469,679,418	-	-	236,078,782	-	-	233,600,636
1876	M	BB	TRF-TCMT-22	2022	MET COUNCIL-MT	SECT 5309: METRO BLUE LINE EXTENSION (BOTTINEAU LIGHT RAIL TRANSIT)-NEW START FFGA APPROPRIATION	13.00	B3	TRANSIT GRANT CAP IMP (NON-VEHICLE)	FTA	204,081,633	-	-	100,000,000	-	-	104,081,633
1877	M	BB	TRF-TCMT-22A	2022	MET COUNCIL-MT	SECT 5309: SOUTHWEST LIGHT RAIL TRANSIT (GREEN LINE EXTENSION)-NEW START FFGA APPROPRIATION	14.50	B3	TRANSIT GRANT CAP IMP (NON-VEHICLE)	FTA	200,000,000	-	-	100,000,000	-	-	100,000,000
1878	M	BB	TRF-TCMT-22B	2022	MET COUNCIL-MT	SECT 5309: TWIN CITIES MET COUNCIL MT-ORANGE LINE-SMALL START SSGA APPROPRIATION	17.00	B3	TRANSIT GRANT CAP IMP (NON-VEHICLE)	FTA	69,090,909	-	-	38,000,000	-	-	31,090,909
Total											473,172,542	-	-	238,000,000	-	-	235,172,542

SFY 2019-2022 STATE TRANSPORTATION IMPROVEMENT PROGRAM (STIP)

SORT BY: ATP, YEAR, TRANSIT, RAIL, LOCAL SP, MNDOT SP, SETASIDE

TRANSIT PROGRAM (FTA-SECTION 5310)

SEQ#	ATP	ROUTE SYSTEM	PROJECT NUMBER (SP)	YEAR	AGENCY	PROJECT DESCRIPTION	MILE	PRGM	WORK TYPE	PROPOSED FUND	STIP TOTAL	FHWA	AC	FTA	TH	BOND	OTHER
2001	C	BB	TRF-9107-19	2019	MNDOT	SECT 5310: GREATER MN TRANSIT CAPITAL INCLUDING RURAL TRANSIT BUSES, MOBILITY MANAGEMENT AND ITS PROJECTS	0.0	NB	TRANSIT VEHICLE PURCHASE	FTA	1,500,000	-	-	1,200,000	-	-	300,000
2002	C	BB	TRF-9110-19	2019	MNDOT	SECT 5310: MN TRANSIT CAPITAL; INCLUDING LARGE URBAN TRANSIT BUSES, MOBILITY MANAGEMENT, AND ITS PROJECTS	0.0	NB	TRANSIT VEHICLE PURCHASE	FTA	1,500,000	-	-	1,200,000	-	-	300,000
2003	C	BB	TRF-9122-19	2019	MNDOT	SECT 5310: SMALL URBAN TRANSIT CAPITAL; INCLUDING SMALL URBAN TRANSIT BUSES, MOBILITY MANAGEMENT, AND ITS PROJECTS	0.0	NB	TRANSIT VEHICLE PURCHASE	FTA	800,000	-	-	640,000	-	-	160,000
Total											3,800,000	-	-	3,040,000	-	-	760,000

SFY 2019-2022 STATE TRANSPORTATION IMPROVEMENT PROGRAM (STIP)

SORT BY: ATP, YEAR, TRANSIT, RAIL, LOCAL SP, MNDOT SP, SETASIDE

TRANSIT PROGRAM (FTA-SECTION 5310)

SEQ#	ATP	ROUTE SYSTEM	PROJECT NUMBER (SP)	YEAR	AGENCY	PROJECT DESCRIPTION	MILE	PRGM	WORK TYPE	PROPOSED FUND	STIP TOTAL	FHWA	AC	FTA	TH	BOND	OTHER
2007	C	BB	TRF-9107-20	2020	MNDOT	SECT 5310: GREATER MN TRANSIT CAPITAL INCLUDING RURAL TRANSIT BUSES, MOBILITY MANAGEMENT AND ITS PROJECTS	0.0	NB	TRANSIT VEHICLE PURCHASE	FTA	1,545,000	-	-	1,236,000	-	-	309,000
2008	C	BB	TRF-9110-20	2020	MNDOT	SECT 5310: MN TRANSIT CAPITAL; INCLUDING LARGE URBAN TRANSIT BUSES, MOBILITY MANAGEMENT, AND ITS PROJECTS	0.0	NB	TRANSIT VEHICLE PURCHASE	FTA	1,545,000	-	-	1,236,000	-	-	309,000
2010	C	BB	TRF-9122-20	2020	MNDOT	SECT 5310: SMALL URBAN TRANSIT CAPITAL; INCLUDING SMALL URBAN TRANSIT BUSES, MOBILITY MANAGEMENT, AND ITS PROJECTS	0.0	NB	TRANSIT VEHICLE PURCHASE	FTA	824,000	-	-	659,200	-	-	164,800
1599	M	BB	TRF-0051-20	2020	MNDOT	SECT 5310: SCOTT COUNTY-MOBILITY MANAGEMENT	0.00	NB	TRANSIT GRANT CAP IMP (NON-VEHICLE)	FTA	424,360	-	-	339,488	-	-	84,872
1600	M	BB	TRF-9056-20	2020	MNDOT	SECT 5310: NEWTRAX-MOBILITY MANAGEMENT	0.00	NB	TRANSIT GRANT CAP IMP (NON-VEHICLE)	FTA	206,000	-	-	164,800	-	-	41,200
1601	M	BB	TRF-9917-20	2020	MNDOT	SECT 5310: DAKOTA COUNTY-MOBILITY MANAGEMENT	0.00	NB	TRANSIT GRANT CAP IMP (NON-VEHICLE)	FTA	309,000	-	-	247,200	-	-	61,800
Total											4,853,360	-	-	3,882,688	-	-	970,672

SFY 2019-2022 STATE TRANSPORTATION IMPROVEMENT PROGRAM (STIP)

SORT BY: ATP, YEAR, TRANSIT, RAIL, LOCAL SP, MNDOT SP, SETASIDE

TRANSIT PROGRAM (FTA-SECTION 5310)

SEQ#	ATP	ROUTE SYSTEM	PROJECT NUMBER (SP)	YEAR	AGENCY	PROJECT DESCRIPTION	MILE	PRGM	WORK TYPE	PROPOSED FUND	STIP TOTAL	FHWA	AC	FTA	TH	BOND	OTHER
2014	C	BB	TRF-9107-21	2021	MNDOT	SECT 5310: GREATER MN TRANSIT CAPITAL INCLUDING RURAL TRANSIT BUSES, MOBILITY MANAGEMENT AND ITS PROJECTS	0.0	NB	TRANSIT VEHICLE PURCHASE	FTA	1,591,350	-	-	1,273,080	-	-	318,270
2015	C	BB	TRF-9110-21	2021	MNDOT	SECT 5310: MN TRANSIT CAPITAL; INCLUDING LARGE URBAN TRANSIT BUSES, MOBILITY MANAGEMENT, AND ITS PROJECTS	0.0	NB	TRANSIT VEHICLE PURCHASE	FTA	1,591,350	-	-	1,273,080	-	-	318,270
2016	C	BB	TRF-9122-21	2021	MNDOT	SECT 5310: SMALL URBAN TRANSIT CAPITAL; INCLUDING SMALL URBAN TRANSIT BUSES, MOBILITY MANAGEMENT, AND ITS PROJECTS	0.0	NB	TRANSIT VEHICLE PURCHASE	FTA	848,720	-	-	678,976	-	-	169,744
1738	M	BB	TRF-0051-21	2021	MNDOT	SECT 5310: SCOTT COUNTY-MOBILITY MANAGEMENT	0.00	NB	TRANSIT GRANT CAP IMP (NON-VEHICLE)	FTA	437,091	-	-	349,673	-	-	87,418
1739	M	BB	TRF-9056-21	2021	MNDOT	SECT 5310: NEWTRAX-MOBILITY MANAGEMENT	0.00	NB	TRANSIT GRANT CAP IMP (NON-VEHICLE)	FTA	212,180	-	-	169,744	-	-	42,436
1740	M	BB	TRF-9917-21	2021	MNDOT	SECT 5310: DAKOTA COUNTY-MOBILITY MANAGEMENT	0.00	NB	TRANSIT GRANT CAP IMP (NON-VEHICLE)	FTA	318,270	-	-	254,616	-	-	63,654
Total											4,998,961	-	-	3,999,169	-	-	999,792

SFY 2019-2022 STATE TRANSPORTATION IMPROVEMENT PROGRAM (STIP)

SORT BY: ATP, YEAR, TRANSIT, RAIL, LOCAL SP, MNDOT SP, SETASIDE

TRANSIT PROGRAM (FTA-SECTION 5310)

SEQ#	ATP	ROUTE SYSTEM	PROJECT NUMBER (SP)	YEAR	AGENCY	PROJECT DESCRIPTION	MILE	PRGM	WORK TYPE	PROPOSED FUND	STIP TOTAL	FHWA	AC	FTA	TH	BOND	OTHER
2021	C	BB	TRF-9107-22	2022	MNDOT	SECT 5310: GREATER MN TRANSIT CAPITAL INCLUDING RURAL TRANSIT BUSES, MOBILITY MANAGEMENT AND ITS PROJECTS	0.0	NB	TRANSIT VEHICLE PURCHASE	FTA	1,639,091	-	-	1,311,272	-	-	327,818
2022	C	BB	TRF-9110-22	2022	MNDOT	SECT 5310: MN TRANSIT CAPITAL; INCLUDING LARGE URBAN TRANSIT BUSES, MOBILITY MANAGEMENT, AND ITS PROJECTS	0.0	NB	TRANSIT VEHICLE PURCHASE	FTA	1,639,091	-	-	1,311,272	-	-	327,818
2024	C	BB	TRF-9122-22	2022	MNDOT	SECT 5310: SMALL URBAN TRANSIT CAPITAL; INCLUDING SMALL URBAN TRANSIT BUSES, MOBILITY MANAGEMENT, AND ITS PROJECTS	0.0	NB	TRANSIT VEHICLE PURCHASE	FTA	874,182	-	-	699,345	-	-	174,836
1873	M	BB	TRF-0051-22	2022	MNDOT	SECT 5310: SCOTT COUNTY-MOBILITY MANAGEMENT	0.00	NB	TRANSIT GRANT CAP IMP (NON-VEHICLE)	FTA	450,204	-	-	360,163	-	-	90,041
1874	M	BB	TRF-9056-22	2022	MNDOT	SECT 5310: NEWTRAX-MOBILITY MANAGEMENT	0.00	NB	TRANSIT GRANT CAP IMP (NON-VEHICLE)	FTA	218,545	-	-	174,836	-	-	43,709
1875	M	BB	TRF-9917-22	2022	MNDOT	SECT 5310: DAKOTA COUNTY-MOBILITY MANAGEMENT	0.00	NB	TRANSIT GRANT CAP IMP (NON-VEHICLE)	FTA	327,818	-	-	262,254	-	-	65,564
Total											5,148,930	-	-	4,119,143	-	-	1,029,787

SFY 2019-2022 STATE TRANSPORTATION IMPROVEMENT PROGRAM (STIP)

SORT BY: ATP, YEAR, TRANSIT, RAIL, LOCAL SP, MNDOT SP, SETASIDE

TRANSIT PROGRAM (FTA-SECTION 5311 AND 5311(F))

SEQ#	ATP	ROUTE SYSTEM	PROJECT NUMBER (SP)	YEAR	AGENCY	PROJECT DESCRIPTION	MILE	PRGM	WORK TYPE	PROPOSED FUND	STIP TOTAL	FHWA	AC	FTA	TH	BOND	OTHER
1998	C	BB	TRF-9081-19	2019	MNDOT	SECT 5311(F): INTER-CITY BUS PROGRAM: INCLUDES OPERATING (50%/100%) CAPITAL VEHICLE PURCHASES (80%), CAPITAL VEHICLE REHAB (80%), MARKETING (80%)	0.0	OB	TRANSIT OPERATIONS	FTA	5,500,000	-	-	2,200,000	-	-	3,300,000
1999	C	BB	TRF-9101-19	2019	MNDOT	SECT 5311: GREATER MN TRANSIT OPERATING; PUBLIC TRANSIT OPERATING ASSISTANCE	0.0	OB	TRANSIT OPERATIONS	FTA	55,600,000	-	-	12,596,000	-	-	43,004,000
Total											61,100,000	-	-	14,796,000	-	-	46,304,000
2004	C	BB	TRF-9081-20	2020	MNDOT	SECT 5311(F): INTER-CITY BUS PROGRAM: INCLUDES OPERATING (50%/100%) CAPITAL VEHICLE PURCHASES (80%), CAPITAL VEHICLE REHAB (80%), MARKETING (80%)	0.0	OB	TRANSIT OPERATIONS	FTA	5,665,000	-	-	2,266,000	-	-	3,399,000
2005	C	BB	TRF-9101-20	2020	MNDOT	SECT 5311: GREATER MN TRANSIT OPERATING; PUBLIC TRANSIT OPERATING ASSISTANCE	0.0	OB	TRANSIT OPERATIONS	FTA	57,268,000	-	-	10,334,000	-	-	46,934,000
Total											62,933,000	-	-	12,600,000	-	-	50,333,000
2011	C	BB	TRF-9081-21	2021	MNDOT	SECT 5311(F): INTER-CITY BUS PROGRAM: INCLUDES OPERATING (50%/100%) CAPITAL VEHICLE PURCHASES (80%), CAPITAL VEHICLE REHAB (80%), MARKETING (80%)	0.0	OB	TRANSIT OPERATIONS	FTA	5,834,950	-	-	2,333,980	-	-	3,500,970
2012	C	BB	TRF-9101-21	2021	MNDOT	SECT 5311: GREATER MN TRANSIT OPERATING; PUBLIC TRANSIT OPERATING ASSISTANCE	0.0	OB	TRANSIT OPERATIONS	FTA	58,986,040	-	-	10,266,020	-	-	48,720,020
Total											64,820,990	-	-	12,600,000	-	-	52,220,990
2018	C	BB	TRF-9081-22	2022	MNDOT	SECT 5311(F): INTER-CITY BUS PROGRAM: INCLUDES OPERATING (50%/100%) CAPITAL VEHICLE PURCHASES (80%), CAPITAL VEHICLE REHAB (80%), MARKETING (80%)	0.0	OB	TRANSIT OPERATIONS	FTA	6,009,999	-	-	2,403,999	-	-	3,605,999
2019	C	BB	TRF-9101-22	2022	MNDOT	SECT 5311: GREATER MN TRANSIT OPERATING; PUBLIC TRANSIT OPERATING ASSISTANCE	0.0	OB	TRANSIT OPERATIONS	FTA	60,755,621	-	-	10,196,001	-	-	50,559,621
Total											66,765,620	-	-	12,600,000	-	-	54,165,620

SFY 2019-2022 STATE TRANSPORTATION IMPROVEMENT PROGRAM (STIP)

SORT BY: ATP, YEAR, TRANSIT, RAIL, LOCAL SP, MNDOT SP, SETASIDE

TRANSIT PROGRAM (FTA-SECTION 5337)

SEQ#	ATP	ROUTE SYSTEM	PROJECT NUMBER (SP)	YEAR	AGENCY	PROJECT DESCRIPTION	MILE	PRGM	WORK TYPE	PROPOSED FUND	STIP TOTAL	FHWA	AC	FTA	TH	BOND	OTHER
1421	M	BB	TRF-TCMT-19AA	2019	MET COUNCIL-MT	SECT 5337: TWIN CITIES MET COUNCIL MT-CAPITAL LEASE-TIRES	0.00	GR	TRANSIT OPERATIONS	FTA	3,581,379	-	-	2,865,103	-	-	716,276
1426	M	BB	TRF-TCMT-19AM	2019	MET COUNCIL-MT	SECT 5337: TWIN CITIES MET COUNCIL MT-BUS AND RAIL SUPPORT FACILITY REHAB AND RENOVATE: HOISTS, EQUIPMENT, FACILITY APPURTENANCES, ROOF REFURBISHMENT	0.00	GR	TRANSIT GRANT CAP IMP (NON-VEHICLE)	FTA	2,050,000	-	-	1,640,000	-	-	410,000
1427	M	BB	TRF-TCMT-19AR	2019	MET COUNCIL-MT	SECT 5337: TWIN CITIES MET COUNCIL MT - RAIL PUBLIC FACILITIES MAINTENANCE AND REHAB INITIATIVES: SIGNS, LIGHTS, SECURITY, HEAT	0.00	GR	TRANSIT GRANT CAP IMP (NON-VEHICLE)	FTA	1,750,000	-	-	1,400,000	-	-	350,000
1428	M	BB	TRF-TCMT-19AT	2019	MET COUNCIL-MT	SECT 5337: TWIN CITIES MET COUNCIL MT-ASSOCIATED CAPITAL MAINTENANCE-BUS	0.00	GR	TRANSIT OPERATIONS	FTA	1,562,726	-	-	1,250,181	-	-	312,545
1432	M	BB	TRF-TCMT-19D	2019	MET COUNCIL-MT	SECT 5337: TWIN CITIES MET COUNCIL MT-BUS ACQUISITION	0.00	GR	TRANSIT VEHICLE PURCHASE	FTA	11,634,220	-	-	9,889,087	-	-	1,745,133
1433	M	BB	TRF-TCMT-19E	2019	MET COUNCIL-MT	SECT 5337: TWIN CITIES MET COUNCIL MT-RAIL VEHICLE MAINTENANCE AND OVERHAUL	0.00	GR	TRANSIT OPERATIONS	FTA	13,100,000	-	-	10,480,000	-	-	2,620,000
Total											33,678,325	-	-	27,524,371	-	-	6,153,954

SFY 2019-2022 STATE TRANSPORTATION IMPROVEMENT PROGRAM (STIP)

SORT BY: ATP, YEAR, TRANSIT, RAIL, LOCAL SP, MNDOT SP, SETASIDE

TRANSIT PROGRAM (FTA-SECTION 5337)

SEQ#	ATP	ROUTE SYSTEM	PROJECT NUMBER (SP)	YEAR	AGENCY	PROJECT DESCRIPTION	MILE	PRGM	WORK TYPE	PROPOSED FUND	STIP TOTAL	FHWA	AC	FTA	TH	BOND	OTHER
1604	M	BB	TRF-TCMT-20AC	2020	MET COUNCIL-MT	SECT 5337: TWIN CITIES MET COUNCIL MT-BUS AND RAIL SUPPORT FACILITY REHAB AND RENOVATE: HOISTS, EQUIPMENT, FACILITY APPURTENANCES, ROOF	0.00	GR	TRANSIT GRANT CAP IMP (NON-VEHICLE)	FTA	2,050,000	-	-	1,640,000	-	-	410,000
1605	M	BB	TRF-TCMT-20AF	2020	MET COUNCIL-MT	SECT 5337: TWIN CITIES MET COUNCIL MT - RAIL PUBLIC FACILITIES MAINTENANCE AND REHAB INITIATIVES: SIGNS, LIGHTS, SECURITY, HEAT	0.00	GR	TRANSIT GRANT CAP IMP (NON-VEHICLE)	FTA	1,000,000	-	-	800,000	-	-	200,000
1606	M	BB	TRF-TCMT-20AG	2020	MET COUNCIL-MT	SECT 5337: TWIN CITIES MET COUNCIL MT-ASSOCIATED CAPITAL MAINTENANCE-BUS	0.00	GR	TRANSIT OPERATIONS	FTA	781,363	-	-	625,091	-	-	156,272
1609	M	BB	TRF-TCMT-20F	2020	MET COUNCIL-MT	SECT 5337: TWIN CITIES MET COUNCIL MT-BUS ACQUISITION	0.00	GR	TRANSIT VEHICLE PURCHASE	FTA	14,965,140	-	-	12,720,369	-	-	2,244,771
1612	M	BB	TRF-TCMT-20P	2020	MET COUNCIL-MT	SECT 5337: TWIN CITIES MET COUNCIL MT-RAIL MISCELLANEOUS EQUIPMENT REHAB RENOVATE (VIDEO, TRAIN OPERATOR TECH, SYSTEMS TECH, SECURITY, TRACK TECHNOLOGY AND EQUIPMENT)	0.00	GR	TRANSIT GRANT CAP IMP (NON-VEHICLE)	FTA	1,000,000	-	-	800,000	-	-	200,000
1613	M	BB	TRF-TCMT-20Q	2020	MET COUNCIL-MT	SECT 5337: TWIN CITIES MET COUNCIL MT-RAIL VEHICLE MAINTENANCE AND OVERHAUL	0.00	GR	TRANSIT OPERATIONS	FTA	6,850,000	-	-	5,480,000	-	-	1,370,000
1614	M	BB	TRF-TCMT-20R	2020	MET COUNCIL-MT	SECT 5337: TWIN CITIES MET COUNCIL MT-RAIL SYSTEM REHAB: TRACK REHAB REPAIR, MISCELLANEOUS MAINTENANCE, CATENARY, POWER SYSTEMS	0.00	GR	TRANSIT OPERATIONS	FTA	2,400,000	-	-	1,920,000	-	-	480,000
1616	M	BB	TRF-TCMT-20V	2020	MET COUNCIL-MT	SECT 5337: TWIN CITIES MET COUNCIL MT-CAPITAL LEASE-TIRES	0.00	GR	TRANSIT OPERATIONS	FTA	3,888,902	-	-	3,111,122	-	-	777,780
Total											32,935,405	-	-	27,096,582	-	-	5,838,823

SFY 2019-2022 STATE TRANSPORTATION IMPROVEMENT PROGRAM (STIP)

SORT BY: ATP, YEAR, TRANSIT, RAIL, LOCAL SP, MNDOT SP, SETASIDE

TRANSIT PROGRAM (FTA-SECTION 5337)

SEQ#	ATP	ROUTE SYSTEM	PROJECT NUMBER (SP)	YEAR	AGENCY	PROJECT DESCRIPTION	MILE	PRGM	WORK TYPE	PROPOSED FUND	STIP TOTAL	FHWA	AC	FTA	TH	BOND	OTHER
1741	M	BB	TRF-TCMT-21	2021	MET COUNCIL-MT	SECT 5337: TWIN CITIES MET COUNCIL MT-ASSOCIATED CAPITAL MAINTENANCE-BUS	0.00	GR	TRANSIT OPERATIONS	FTA	781,363	-	-	625,091	-	-	156,272
1742	M	BB	TRF-TCMT-21A	2021	MET COUNCIL-MT	SECT 5337: TWIN CITIES MET COUNCIL MT-BUS ACQUISITION	0.00	GR	TRANSIT VEHICLE PURCHASE	FTA	19,736,458	-	-	16,775,989	-	-	2,960,469
1744	M	BB	TRF-TCMT-21D	2021	MET COUNCIL-MT	SECT 5337: TWIN CITIES MET COUNCIL MT-BUS AND RAIL SUPPORT FACILITY REHAB AND RENOVATE: HOISTS, EQUIPMENT, FACILITY APPURTENANCES, ROOF REFURBISHMENT	0.00	GR	TRANSIT GRANT CAP IMP (NON-VEHICLE)	FTA	2,050,000	-	-	1,640,000	-	-	410,000
1748	M	BB	TRF-TCMT-21H	2021	MET COUNCIL-MT	SECT 5337: TWIN CITIES MET COUNCIL MT- RAIL VEHICLE OVERHAUL AND MAINTENANCE	0.00	GR	TRANSIT OPERATIONS	FTA	4,150,000	-	-	3,320,000	-	-	830,000
1749	M	BB	TRF-TCMT-21J	2021	MET COUNCIL-MT	SECT 5337: TWIN CITIES MET COUNCIL MT-RAIL SYSTEM REHAB: TRACK REHAB REPAIR, MISCELLANEOUS MAINTENANCE, CATENARY, POWER SYSTEMS	0.00	GR	TRANSIT OPERATIONS	FTA	5,000,000	-	-	4,000,000	-	-	1,000,000
1750	M	BB	TRF-TCMT-21K	2021	MET COUNCIL-MT	SECT 5337: TWIN CITIES MET COUNCIL MT-CAPITAL LEASE-TIRES	0.00	GR	TRANSIT OPERATIONS	FTA	4,002,055	-	-	3,201,644	-	-	800,411
1759	M	BB	TRF-TCMT-21U	2021	MET COUNCIL-MT	SECT 5337: TWIN CITIES MET COUNCIL MT - RAIL PUBLIC FACILITIES MAINTENANCE AND REHAB INITIATIVES: SIGNS, LIGHTS, SECURITY, HEAT	0.00	GR	TRANSIT GRANT CAP IMP (NON-VEHICLE)	FTA	6,500,000	-	-	5,200,000	-	-	1,300,000
1760	M	BB	TRF-TCMT-21V	2021	MET COUNCIL-MT	SECT 5337: TWIN CITIES MET COUNCIL MT-CAPITAL LEASE-TIRES	0.00	GR	TRANSIT OPERATIONS	FTA	500,000	-	-	400,000	-	-	100,000
Total											42,719,876	-	-	35,162,724	-	-	7,557,152

SFY 2019-2022 STATE TRANSPORTATION IMPROVEMENT PROGRAM (STIP)

SORT BY: ATP, YEAR, TRANSIT, RAIL, LOCAL SP, MNDOT SP, SETASIDE

TRANSIT PROGRAM (FTA-SECTION 5337)

SEQ#	ATP	ROUTE SYSTEM	PROJECT NUMBER (SP)	YEAR	AGENCY	PROJECT DESCRIPTION	MILE	PRGM	WORK TYPE	PROPOSED FUND	STIP TOTAL	FHWA	AC	FTA	TH	BOND	OTHER
1879	M	BB	TRF-TCMT-22C	2022	MET COUNCIL-MT	SECT 5337: TWIN CITIES MET COUNCIL MT-ASSOCIATED CAPITAL MAINTENANCE-BUS	0.00	GR	TRANSIT OPERATIONS	FTA	1,103,642	-	-	882,914	-	-	220,728
1880	M	BB	TRF-TCMT-22D	2022	MET COUNCIL-MT	SECT 5337: TWIN CITIES MET COUNCIL MT-BUS ACQUISITION	0.00	GR	TRANSIT VEHICLE PURCHASE	FTA	27,329,274	-	-	23,229,883	-	-	4,099,391
1882	M	BB	TRF-TCMT-22F	2022	MET COUNCIL-MT	SECT 5337: TWIN CITIES MET COUNCIL MT-BUS AND RAIL SUPPORT FACILITY REHAB AND RENOVATE: HOISTS, EQUIPMENT, FACILITY APPURTENANCES, ROOF REFURBISHMENT	0.00	GR	TRANSIT GRANT CAP IMP (NON-VEHICLE)	FTA	2,100,000	-	-	1,680,000	-	-	420,000
1884	M	BB	TRF-TCMT-22H	2022	MET COUNCIL-MT	SECT 5337: TWIN CITIES MET COUNCIL MT- RAIL VEHICLE OVERHAUL AND MAINTENANCE	0.00	GR	TRANSIT GRANT CAP IMP (NON-VEHICLE)	FTA	4,750,000	-	-	3,800,000	-	-	950,000
1886	M	BB	TRF-TCMT-22K	2022	MET COUNCIL-MT	SECT 5337: TWIN CITIES MET COUNCIL MT-RAIL SYSTEM REHAB: TRACK REHAB REPAIR, MISCELLANEOUS MAINTENANCE, CATENARY, POWER SYSTEMS	0.00	GR	TRANSIT OPERATIONS	FTA	3,500,000	-	-	2,800,000	-	-	700,000
1887	M	BB	TRF-TCMT-22L	2022	MET COUNCIL-MT	SECT 5337: TWIN CITIES MET COUNCIL MT-CAPITAL LEASE-TIRES	0.00	GR	TRANSIT OPERATIONS	FTA	4,298,100	-	-	3,438,480	-	-	859,620
Total											43,081,016	-	-	35,831,277	-	-	7,249,739

SFY 2019-2022 STATE TRANSPORTATION IMPROVEMENT PROGRAM (STIP)

SORT BY: ATP, YEAR, TRANSIT, RAIL, LOCAL SP, MNDOT SP, SETASIDE

TRANSIT PROGRAM (FTA-SECTION 5339)

SEQ#	ATP	ROUTE SYSTEM	PROJECT NUMBER (SP)	YEAR	AGENCY	PROJECT DESCRIPTION	MILE	PRGM	WORK TYPE	PROPOSED FUND	STIP TOTAL	FHWA	AC	FTA	TH	BOND	OTHER
844	6	BB	TRF-0047-19C	2019	ROCHESTER	SECT 5339: CITY OF ROCHESTER; PURCHASE SIX (6) STD. 40 FT. REPLACEMENT BUSES	0.00	BB	TRANSIT VEHICLE PURCHASE	FTA	2,900,000	-	-	1,680,000	-	-	1,220,000
2000	C	BB	TRF-9106-19	2019	MNDOT	SECT 5339: GREATER MN TRANSIT CAPITAL; INCLUDING TRANSIT BUSES, TRANSIT FACILITIES, AND TRANSIT ITS CAPITAL	0.0	BB	TRANSIT VEHICLE PURCHASE	FTA	918,750	-	-	735,000	-	-	183,750
1424	M	BB	TRF-TCMT-19AE	2019	MET COUNCIL-MT	SECT 5339: TWIN CITIES MET COUNCIL MT-BUS ACQUISITION	0.00	BB	TRANSIT VEHICLE PURCHASE	FTA	11,634,220	-	-	9,889,087	-	-	1,745,133
Total											15,452,970	-	-	12,304,087	-	-	3,148,883
2006	C	BB	TRF-9106-20	2020	MNDOT	SECT 5339: GREATER MN TRANSIT CAPITAL; INCLUDING TRANSIT BUSES, TRANSIT FACILITIES, AND TRANSIT ITS CAPITAL	0.0	BB	TRANSIT VEHICLE PURCHASE	FTA	2,250,000	-	-	1,800,000	-	-	450,000
2009	C	BB	TRF-9121-20	2020	MNDOT	SECT 5339: SMALL URBAN TRANSIT CAPITAL; INCLUDING TRANSIT BUSES, TRANSIT FACILITIES, AND TRANSIT ITS CAPITAL	0.0	BB	TRANSIT VEHICLE PURCHASE	FTA	768,750	-	-	615,000	-	-	153,750
1610	M	BB	TRF-TCMT-20G	2020	MET COUNCIL-MT	SECT 5339: TWIN CITIES MET COUNCIL MT-BUS ACQUISITION	0.00	BB	TRANSIT VEHICLE PURCHASE	FTA	14,965,140	-	-	12,720,369	-	-	2,244,771
Total											17,983,890	-	-	15,135,369	-	-	2,848,521

SFY 2019-2022 STATE TRANSPORTATION IMPROVEMENT PROGRAM (STIP)

SORT BY: ATP, YEAR, TRANSIT, RAIL, LOCAL SP, MNDOT SP, SETASIDE

TRANSIT PROGRAM (FTA-SECTION 5339)

SEQ#	ATP	ROUTE SYSTEM	PROJECT NUMBER (SP)	YEAR	AGENCY	PROJECT DESCRIPTION	MILE	PRGM	WORK TYPE	PROPOSED FUND	STIP TOTAL	FHWA	AC	FTA	TH	BOND	OTHER
347	2	BB	TRF-0018-21C	2021	EAST GRAND FORKS	SECT 5339: EAST GRAND FORKS PURCHASE ONE (1) CLASS 500 REPLACEMENT VEHICLE		BB	TRANSIT VEHICLE PURCHASE	FTA	165,000	-	-	132,000	-	-	33,000
982	6	BB	TRF-0047-21B	2021	ROCHESTER	SECT 5339: ROCHESTER ; PURCHASE (2) DAR REPLACEMENT BUSES	0.00	BB	TRANSIT VEHICLE PURCHASE	FTA	645,000	-	-	516,000	-	-	129,000
983	6	BB	TRF-0047-21C	2021	ROCHESTER	SECT 5339: ROCHESTER ; PURCHASE ONE (1) ST. 40 FT EXPANSION BUS	0.00	BB	TRANSIT VEHICLE PURCHASE	FTA	490,000	-	-	392,000	-	-	98,000
1176	7	BB	TRF-0028-21C	2021	MANKATO	SECT 5339: CITY OF MANKATO; PURCHASE ONE (1) BUS <30 FT REPLACEMENT BUS (CLASS 400)	0.00	BB	TRANSIT VEHICLE PURCHASE	FTA	200,000	-	-	160,000	-	-	40,000
2013	C	BB	TRF-9106-21	2021	MNDOT	SECT 5339: GREATER MN TRANSIT CAPITAL; INCLUDING TRANSIT BUSES, TRANSIT FACILITIES, AND TRANSIT ITS CAPITAL	0.0	BB	TRANSIT VEHICLE PURCHASE	FTA	938,750	-	-	751,000	-	-	187,750
1743	M	BB	TRF-TCMT-21B	2021	MET COUNCIL-MT	SECT 5339: TWIN CITIES MET COUNCIL MT-BUS ACQUISITION	0.00	BB	TRANSIT VEHICLE PURCHASE	FTA	19,736,458	-	-	16,775,989	-	-	2,960,469
Total											22,175,208	-	-	18,726,989	-	-	3,448,219
2020	C	BB	TRF-9106-22	2022	MNDOT	SECT 5339: GREATER MN TRANSIT CAPITAL; INCLUDING TRANSIT BUSES, TRANSIT FACILITIES, AND TRANSIT ITS CAPITAL	0.0	BB	TRANSIT VEHICLE PURCHASE	FTA	2,250,000	-	-	1,800,000	-	-	450,000
2023	C	BB	TRF-9121-22	2022	MNDOT	SECT 5339: SMALL URBAN TRANSIT CAPITAL; INCLUDING TRANSIT BUSES, TRANSIT FACILITIES, AND TRANSIT ITS CAPITAL	0.0	BB	TRANSIT VEHICLE PURCHASE	FTA	768,750	-	-	615,000	-	-	153,750
1881	M	BB	TRF-TCMT-22E	2022	MET COUNCIL-MT	SECT 5339: TWIN CITIES MET COUNCIL MT-BUS ACQUISITION	0.00	BB	TRANSIT VEHICLE PURCHASE	FTA	27,329,274	-	-	23,229,883	-	-	4,099,391
Total											30,348,024	-	-	25,644,883	-	-	4,703,141

SFY 2019-2022 STATE TRANSPORTATION IMPROVEMENT PROGRAM (STIP)

SORT BY: ATP, YEAR, TRANSIT, RAIL, LOCAL SP, MNDOT SP, SETASIDE

TRANSIT PROGRAM (FHWA-STBGP FUNDS)

SEQ#	ATP	ROUTE SYSTEM	PROJECT NUMBER (SP)	YEAR	AGENCY	PROJECT DESCRIPTION	MILE	PRGM	WORK TYPE	PROPOSED FUND	STIP TOTAL	FHWA	AC	FTA	TH	BOND	OTHER
10	1	BB	TRS-0016-19T	2019	DULUTH TRANSIT AUTHORITY	DULUTH TRANSIT AUTHORITY; PURCHASE NINE (9) STANDARD 40 FT REPLACEMENT BUSES	0.00	TR	TRANSIT VEHICLE PURCHASE	STBGP	4,600,000	3,680,000	-	-	-	-	920,000
418	3	BB	TRS-0048-19T	2019	METRO BUS	ST. CLOUD MTC; PURCHASE 9 (CLASS 400) <30 FT. REPLACEMENT CNG DAR BUSES	0.00	TR	TRANSIT VEHICLE PURCHASE	STBGP	1,890,000	1,320,000	-	-	-	-	570,000
1443	M	BB	TRS-TCMT-19D	2019	MET COUNCIL-MT	CONSTRUCTION OF EXPANDED SIDEWALK SPACE AND BUS BUMP-OUTS AND INSTALLATION OF SHELTERS WITH HEAT, LIGHTS, REAL-TIME INFORMATION, AND SECURITY FEATURES ALONG CHICAGO AVE CORRIDOR	4.40	TR	TRANSIT GRANT CAP IMP (NON-VEHICLE)	STBGP	8,750,000	7,000,000	-	-	-	-	1,750,000
Total											15,240,000	12,000,000	-	-	-	-	3,240,000

SFY 2019-2022 STATE TRANSPORTATION IMPROVEMENT PROGRAM (STIP)

SORT BY: ATP, YEAR, TRANSIT, RAIL, LOCAL SP, MNDOT SP, SETASIDE

TRANSIT PROGRAM (FHWA-STBGP FUNDS)

SEQ#	ATP	ROUTE SYSTEM	PROJECT NUMBER (SP)	YEAR	AGENCY	PROJECT DESCRIPTION	MILE	PRGM	WORK TYPE	PROPOSED FUND	STIP TOTAL	FHWA	AC	FTA	TH	BOND	OTHER
82	1	BB	TRS-0016-20T	2020	DULUTH TRANSIT AUTHORITY	DULUTH TRANSIT AUTHORITY; ADMIN/MAINT FACILITY ROOF REHABILITATION	0.00	TR	TRANSIT GRANT CAP IMP (NON-VEHICLE)	STBGP	1,600,000	1,280,000	-	-	-	-	320,000
500	3	BB	TRS-0048-20T	2020	METRO BUS	ST CLOUD MTC; PURCHASE <30 FT REPLACEMENT CNG DAR BUSES	0.00	TR	TRANSIT VEHICLE PURCHASE	STBGP	1,150,000	920,000	-	-	-	-	230,000
501	3	BB	TRS-0048-20TA	2020	METRO BUS	ST CLOUD MTC; PURCHASE (3) STD 35 FT REPLACEMENT CNG FIXED ROUTE BUSES	0.00	TR	TRANSIT VEHICLE PURCHASE	STBGP	2,250,000	1,800,000	-	-	-	-	450,000
502	3	BB	TRS-0048-20TC	2020	METRO BUS	ST. CLOUD MTC; FARE COLLECTION SYSTEM UPGRADE	0.00	TR	TRANSIT GRANT CAP IMP (NON-VEHICLE)	STBGP	1,000,000	800,000	-	-	-	-	200,000
742	4	BB	TRS-0034-20T	2020	MOORHEAD	CITY OF MOORHEAD;PURCHASE ONE <30 FT. BUS AND BUS RELATED EQUIPMENT	0.00	TR	TRANSIT VEHICLE PURCHASE	STBGP	87,000	69,600	-	-	-	-	17,400
743	4	BB	TRS-0034-20TA	2020	MOORHEAD	CITY OF MOORHEAD; PURCHASE ONE <30 FT. BUS AND BUS RELATED EQUIPMENT	0.00	TR	TRANSIT VEHICLE PURCHASE	STBGP	87,000	69,600	-	-	-	-	17,400
927	6	BB	TRS-0047-20T	2020	ROCHESTER	CITY OF ROCHESTER; PURCHASE ONE (1) 40 FT. EXPANSION BUS; PURCHASE FIVE (5) 60' BRT EXPANSION BUSES	0.00	TR	TRANSIT VEHICLE PURCHASE	STBGP	5,686,000	1,374,800	-	-	-	-	4,311,200
928	6	BB	TRS-0047-20TA	2020	ROCHESTER	CITY OF ROCHESTER; PURCHASE FIVE (5) STD. 40 FT. REPLACEMENT BUSES	0.00	TR	TRANSIT VEHICLE PURCHASE	STBGP	2,450,000	1,960,000	-	-	-	-	490,000
1621	M	BB	TRS-TCMT-20C	2020	MET COUNCIL-MT	HEYWOOD GARAGE EXPANSION DESIGN, ENGINEERING AND CONSTRUCTION	0.00	TR	TRANSIT GRANT CAP IMP (NON-VEHICLE)	STBGP	84,000,000	7,000,000	-	-	-	-	77,000,000
Total											98,310,000	15,274,000	-	-	-	-	83,036,000

SFY 2019-2022 STATE TRANSPORTATION IMPROVEMENT PROGRAM (STIP)

SORT BY: ATP, YEAR, TRANSIT, RAIL, LOCAL SP, MNDOT SP, SETASIDE

TRANSIT PROGRAM (FHWA-STBGP FUNDS)

SEQ#	ATP	ROUTE SYSTEM	PROJECT NUMBER (SP)	YEAR	AGENCY	PROJECT DESCRIPTION	MILE	PRGM	WORK TYPE	PROPOSED FUND	STIP TOTAL	FHWA	AC	FTA	TH	BOND	OTHER
149	1	BB	TRS-0016-21T	2021	DULUTH TRANSIT AUTHORITY	DULUTH TRANSIT AUTHORITY; PURCHASE NINE (9) STANDARD 40 FT REPLACEMENT BUSES	0.00	TR	TRANSIT VEHICLE PURCHASE	STBGP	4,695,000	3,756,000	-	-	-	-	939,000
575	3	BB	TRS-0048-21TA	2021	METRO BUS	ST CLOUD MTC; PURCHASE ONE (1) <30 FT. CNG DAR REPLACEMENT BUS	0.00	TR	TRANSIT VEHICLE PURCHASE	STBGP	230,000	184,000	-	-	-	-	46,000
576	3	BB	TRS-0048-21TC	2021	METRO BUS	ST CLOUD MTC; PURCHASE TWO (2) <30 FT CNG DAR EXPANSION BUSES	0.00	TR	TRANSIT VEHICLE PURCHASE	STBGP	460,000	368,000	-	-	-	-	92,000
783	4	BB	TRS-0034-21T	2021	MOORHEAD	CITY OF MOORHEAD, PURCHASE 35 FT REPLACEMENT BUS - UNIT 1020	0.00	TR	TRANSIT VEHICLE PURCHASE	STBGP	541,000	432,800	-	-	-	-	108,200
987	6	BB	TRS-0047-21T	2021	ROCHESTER	CITY OF ROCHESTER; PURCHASE FIVE (5) STD. 40 FT. REPLACEMENT BUSES	0.00	TR	TRANSIT VEHICLE PURCHASE	STBGP	2,675,000	2,140,000	-	-	-	-	535,000
1177	7	BB	TRS-0028-21TA	2021	MANKATO	CITY OF MANKATO; PURCHASE ONE (1) STD 40 FT. REPLACEMENT BUS (CLASS 700)	0.00	TR	TRANSIT VEHICLE PURCHASE	STBGP	530,000	424,000	-	-	-	-	106,000
2017	C	BB	TRS-9100-21	2021	MNDOT	TRANSIT STP CAPITAL PROGRAM: CAPITAL VEHICLE PURCHASES (80%), OTHER REALTED TRANSIT CAPITAL	0.0	TR	TRANSIT VEHICLE PURCHASE	STBGP	869,000	695,200	-	-	-	-	173,800
Total											10,000,000	8,000,000	-	-	-	-	2,000,000

SFY 2019-2022 STATE TRANSPORTATION IMPROVEMENT PROGRAM (STIP)

SORT BY: ATP, YEAR, TRANSIT, RAIL, LOCAL SP, MNDOT SP, SETASIDE

TRANSIT PROGRAM (FHWA-STBGP FUNDS)

SEQ#	ATP	ROUTE SYSTEM	PROJECT NUMBER (SP)	YEAR	AGENCY	PROJECT DESCRIPTION	MILE	PRGM	WORK TYPE	PROPOSED FUND	STIP TOTAL	FHWA	AC	FTA	TH	BOND	OTHER
199	1	BB	TRS-0016-22T	2022	DULUTH TRANSIT AUTHORITY	DULUTH TRANSIT AUTHORITY; PURCHASE THREE (3) STANDARD 40 FT REPLACEMENT BUSES	0.00	TR	TRANSIT VEHICLE PURCHASE	STBGP	1,650,000	1,320,000	-	-	-	-	330,000
380	2	BB	TRS-0018-22T	2022	EAST GRAND FORKS	EAST GRAND FORKS PURCHASE ONE (1) CLASS 500 REPLACEMENT BUS		TR	TRANSIT VEHICLE PURCHASE	STBGP	180,000	144,000	-	-	-	-	36,000
642	3	BB	TRS-0048-22T	2022	METRO BUS	ST CLOUD: 4 CNG FIXED ROUTE LARGE BUSES-REPLACEMENT	0.00	TR	TRANSIT VEHICLE PURCHASE	STBGP	2,400,000	1,920,000	-	-	-	-	480,000
814	4	BB	TRS-0034-22T	2022	MOORHEAD	CITY OF MOORHEAD; PURCHASE <30 FT. BUS - SENIOR RIDE VAN	0.00	TR	TRANSIT VEHICLE PURCHASE	STBGP	31,000	24,800	-	-	-	-	6,200
1042	6	BB	TRS-0047-22T	2022	ROCHESTER	CITY OF ROCHESTER; RR PURCHASE 40-FT. BUS FOR EXPANSION	0.00	TR	TRANSIT VEHICLE PURCHASE	STBGP	546,000	436,800	-	-	-	-	109,200
1043	6	BB	TRS-0047-22TA	2022	ROCHESTER	CITY OF ROCHESTER; PURCHASE FOUR (4) FIXED ROUTE REPLACEMENT BUSES (CLASS 700)	0.00	TR	TRANSIT VEHICLE PURCHASE	STBGP	2,184,000	1,747,200	-	-	-	-	436,800
1222	7	BB	TRS-0028-22T	2022	MANKATO	CITY OF MANKATO; PURCHASE ONE (1) BUS >35FT REPLACEMENT BUS (CLASS 700)	0.00	TR	TRANSIT VEHICLE PURCHASE	STBGP	550,000	440,000	-	-	-	-	110,000
2025	C	BB	TRS-9100-22	2022	MNDOT	TRANSIT STP CAPITAL PROGRAM: CAPITAL VEHICLE PURCHASES (80%), OTHER RELATED TRANSIT CAPITAL	0.0	TR	TRANSIT VEHICLE PURCHASE	STBGP	2,459,000	1,967,200	-	-	-	-	491,800
Total											30,000,000	8,000,000	-	-	-	-	2,000,000

SFY 2019-2022 STATE TRANSPORTATION IMPROVEMENT PROGRAM (STIP)

SORT BY: ATP, YEAR, TRANSIT, RAIL, LOCAL SP, MNDOT SP, SETASIDE

TRANSIT PROGRAM (FHWA-CMAQ FUNDS)																	
SEQ#	ATP	ROUTE SYSTEM	PROJECT NUMBER (SP)	YEAR	AGENCY	PROJECT DESCRIPTION	MILE	PRGM	WORK TYPE	PROPOSED FUND	STIP TOTAL	FHWA	AC	FTA	TH	BOND	OTHER
1440	M	CSAH 25	TRS-TCMT-19A	2019	SAINT LOUIS PARK	CMAQ: CSAH 25, AT BELT LINE BLVD- CONSTRUCTION OF 268-SPACE PARK- AND-RIDE STRUCTURE AT BELTLINE GREEN LINE EXTENSION STATION	0.00	TR	TRANSIT GRANT CAP IMP (NON-VEHICLE)	CMAQ	8,066,318	6,453,054	-	-	-	-	1,613,264
1441		LOCAL 999	TRS-TCMT-19B	2019	MET COUNCIL-MT	CMAQ TDM: ACTIVITIES TO REDUCE SOV USE BY VAN POOLS, CAR POOL AND RIDE MATCHING PROGRAMS, MARKETING, TRANSIT RIDERSHIP INCENTIVES BY SUPPORTING SEVERAL TRANSPORTATION MANAGEMENT ORGANIZATIONS AND OTHER TRAVEL DEMAND MANAGEMENT STRATEGIES THAT RESULT IN REDUCED VEHICLE MILES TRAVELED AND LIGHT DUTY VEHICLE EMISSIONS	0.00	TM	TRANSIT OPERATIONS	CMAQ	4,375,000	3,500,000	-	-	-	-	875,000
1442	M	BB	TRS-TCMT-19C	2019	MET COUNCIL-MT	CMAQ: PURCHASE UP TO 10 60' ARTICULATED BUSES FOR CHICAGO AVE CORRIDOR	0.00	TR	TRANSIT VEHICLE PURCHASE	CMAQ	4,226,239	3,380,991	-	-	-	-	845,248
1482	M	BB	090-080-017	2019	MVTA	APPLE VALLEY TRANSIT STATION MODERNIZATION. EXPAND CAPACITY BY 330 SPACES AT CEDAR AVE AND GARRET AVE	0.00	TR	TRANSIT GRANT CAP IMP (NON-VEHICLE)	CMAQ	7,138,800	5,711,040	-	-	-	-	1,427,760
Total											23,806,357	19,045,085	-	-	-	-	4,761,272
1618	M	LOCAL 999	TRS-TCMT-20	2020	MET COUNCIL-MT	CMAQ TDM: ACTIVITIES TO REDUCE SOV USE BY VAN POOLS, CAR POOL AND RIDE MATCHING PROGRAMS, MARKETING, TRANSIT RIDERSHIP INCENTIVES BY SUPPORTING SEVERAL TRANSPORTATION MANAGEMENT ORGANIZATIONS AND OTHER TRAVEL	0.00	TM	TRANSIT OPERATIONS	CMAQ	4,375,000	3,500,000	-	-	-	-	875,000
1619	M	BB	TRS-TCMT-20A	2020	MET COUNCIL-MT	PURCHASE 4 EXPANSION 60-FOOT ARTICULATED BUSES, 14 60-FOOT BUSES IN LIEU OF 40-FOOT PLANNED REPLACEMENT BUSES, LARGER VEHICLE DOORS, AND TECHNOLOGY IMPROVEMENTS FOR LAKE ST CORRIDOR	8.20	TR	TRANSIT VEHICLE PURCHASE	CMAQ	8,750,000	7,000,000	-	-	-	-	1,750,000
1620	M	BB	TRS-TCMT-20B	2020	SOUTHWEST TRANSIT	PURCHASE EIGHT 35-40 FOOT CUTAWAY VEHICLES AND OPERATE SERVICE FOR CONNECTOR SERVICE BETWEEN EDEN PRAIRIE AND MALL OF AMERICA	35.00	TR	TRANSIT VEHICLE PURCHASE	CMAQ	7,004,381	5,603,505	-	-	-	-	1,400,876
Total											20,129,381	16,103,505	-	-	-	-	4,025,876

SFY 2019-2022 STATE TRANSPORTATION IMPROVEMENT PROGRAM (STIP)

SORT BY: ATP, YEAR, TRANSIT, RAIL, LOCAL SP, MNDOT SP, SETASIDE

TRANSIT PROGRAM (FHWA-CMAQ FUNDS)

SEQ#	ATP	ROUTE SYSTEM	PROJECT NUMBER (SP)	YEAR	AGENCY	PROJECT DESCRIPTION	MILE	PRGM	WORK TYPE	PROPOSED FUND	STIP TOTAL	FHWA	AC	FTA	TH	BOND	OTHER
1761	M	LOCAL 999	TRS-TCMT-21	2021	MET COUNCIL-MT	CMAQ TDM: ACTIVITIES TO REDUCE SOV USE BY VAN POOLS, CAR POOL AND RIDE MATCHING PROGRAMS, MARKETING, TRANSIT RIDERSHIP INCENTIVES BY SUPPORTING SEVERAL TRANSPORTATION MANAGEMENT ORGANIZATIONS AND OTHER TRAVEL DEMAND MANAGEMENT STRATEGIES THAT RESULT IN REDUCED VEHICLE MILES TRAVELED AND LIGHT DUTY VEHICLE EMISSIONS	0.00	TM	TRANSIT OPERATIONS	CMAQ	4,375,000	3,500,000	-	-	-	-	875,000
1762	M	BB	TRS-TCMT-21A	2021	MET COUNCIL-MT	PURCHASE 9 EXPANSION 60-FOOT ARTICULATED BUSES, LARGER VEHICLE DOORS, AND TECHNOLOGY IMPROVEMENTS FOR HENNEPIN AVE CORRIDOR	4.10	TR	TRANSIT VEHICLE PURCHASE	CMAQ	8,750,000	7,000,000	-	-	-	-	1,750,000
1763	M	BB	TRS-TCMT-21B	2021	MET COUNCIL-MT	PURCHASE FIVE BUSES AND OPERATE SERVICE FOR TRANSIT IMPROVEMENT ON UNIVERSITY AVE, CRETIN AVE, GRAND AVE, 5TH/6TH ST, 3RD ST EAST, AND MCKNIGHT RD IN ST PAUL	15.63	TR	TRANSIT VEHICLE PURCHASE	CMAQ	7,653,055	6,122,444	-	-	-	-	1,530,611
Total											20,778,055	16,622,444	-	-	-	-	4,155,611
1939	M	LOCAL 999	880M-CMAQ-22	2022	MNDOT	METRO ATP SETASIDE FOR CMAQ (INCLUDING TDM) PROJECTS YET TO BE SELECTED FOR FY 2022	0.00	TR	TRANSIT	CMAQ	39,500,000	31,600,000	-	-	-	-	7,900,000
Total											39,500,000	31,600,000	-	-	-	-	7,900,000

Tribal Transportation Program (TTP)

TRIBAL TRANSPORTATION PROGRAM

The Tribal Transportation Program (TTP) is co-administered by the Federal Highway Administration's Office of Federal Lands Highway and the Department of the Interior's Bureau of Indian Affairs (BIA). The Indian tribal government, in cooperation with the BIA or FHWA, (and any state or local government, or metropolitan planning organization as may be appropriate), develops a Transportation Improvement Program (TIP) that includes all TTP eligible projects and activities on which the Tribe intends to expend its TTP funds. The TTP TIP is approved by FHWA.

After approval, the TTP TIP is forwarded by FHWA to MnDOT for incorporation into the State Transportation Improvement Program (STIP).



Indian Reservation Roads Programs

Federal Lands Highway

Any level TIP/EIP Report

Reporting each CSTIP that meets the filter.

REPORT FILTERS:

Location = F-**-***
 program_class_code = 6K1
 CSTIP Type = TIP



Entity Name F53406 - GRAND PORTAGE BAND
 Program Class Code 6K1
 CSTIP Type TIP Fiscal Year 2017
 FHWA Approved Date 31-MAR-17 Funding Amount 294,748

FIRST PAGE FOR CSTIP

State 27 - Minnesota
 Location F53406 - Grand Portage

Projects on the CSTIP with this state are listed and subtotaled in this section
 Covers that part of the reservation within the current state.

		Phase	FY 2017 (\$)	FY 2018 (\$)	FY 2019 (\$)	FY 2020 (\$)	FY 2021 (\$)	Total
PCAS	F5340606	PE	0	0	0	0	0	0
Class	O	CONS	0	0	0	0	0	0
Name	TTP PLANNING PROJECT	CE	0	0	0	0	0	0
County	031 - Cook	Z	35,000	35,000	35,000	35,000	0	140,000
Project Type	PLANNING	Total	35,000	35,000	35,000	35,000	0	140,000
Work Type	P9							
PCAS	F5340614	PE	1,000	5,000	5,000	5,000	0	16,000
Class	R	CONS	1,000	50,000	50,000	50,000	0	151,000
Name	GRAND PORTAGE TRAILS	CE	10,000	5,000	5,000	5,000	0	25,000
County	031 - Cook	Z	0	0	0	0	0	0
Project Type	WALKWY	Total	12,000	60,000	60,000	60,000	0	192,000
Work Type	7							
PCAS	F5340616	PE	10,000	1,000	1,000	1,000	0	13,000
Class	O	CONS	10,000	1,000	1,000	1,000	0	13,000
Name	GRAND PORTAGE PIER	CE	10,000	1,000	1,000	1,000	0	13,000
County	031 - Cook	Z	0	0	0	0	0	0
Project Type	FERRY	Total	30,000	3,000	3,000	3,000	0	39,000
Work Type	F							
PCAS	F53406R1	PE	0	0	0	0	0	0
Class	O	CONS	0	0	0	0	0	0
Name	TTP ROAD INVENTORY PROJECT	CE	0	0	0	0	0	0
County	031 - Cook	Z	10,000	1,000	1,000	1,000	0	13,000
Project Type	PLANNING	Total	10,000	1,000	1,000	1,000	0	13,000
Work Type	P8							
PCAS	F53406RM	PE	0	0	0	0	0	0
Class	O	CONS	0	0	0	0	0	0
Name	TTP ROAD MAINTENANCE	CE	0	0	0	0	0	0
County	031 - Cook	Z	206,748	200,000	200,000	200,000	0	806,748
Project Type	SAFETY	Total	206,748	200,000	200,000	200,000	0	806,748
Work Type	P1							
PCAS	F53406RT	PE	0	0	0	0	0	0
Class	O	CONS	0	0	0	0	0	0
Name	TTP TRANSIT	CE	1,000	1,000	1,000	1,000	0	4,000
County	031 - Cook	Z	0	0	0	0	0	0
Project Type	TRANSIT	Total	1,000	1,000	1,000	1,000	0	4,000
Work Type	T2							
Location Subtotal			294,748	300,000	300,000	300,000	0	1,194,748
State Subtotal			294,748	300,000	300,000	300,000	0	1,194,748
CSTIP Subtotal			294,748	300,000	300,000	300,000	0	1,194,748



Indian Reservation Roads Programs Federal Lands Highway Any level TIP/EIP Report

Reporting each CSTIP that meets the filter.

REPORT FILTERS:

Location = F-***-***
 program_class_code = 6K1
 CSTIP Type = TIP



Entity Name F53407 - LEECH LAKE BAND
 Program Class Code 6K1
 CSTIP Type TIP Fiscal Year 2017
 FHWA Approved Date 24-MAY-17 Funding Amount 2,755,069

FIRST PAGE FOR CSTIP

State 27 - Minnesota
 Location F53407 - Leech Lake

Projects on the CSTIP with this state are listed and subtotaled in this section
 Covers that part of the reservation within the current state.

PCAS	Class	Name	County	Project Type	Work Type	Phase	FY 2017 (\$)	FY 2018 (\$)	FY 2019 (\$)	FY 2020 (\$)	FY 2021 (\$)	Total
F5310609	R	RYAN'S VILLAGE ROAD	021 - Cass	RECONS	7	PE	1,000	5,000	5,000	5,000	0	16,000
						CONS	1,000	20,000	85,000	90,000	0	196,000
						CE	1,000	10,000	10,000	5,000	0	26,000
						Z	0	0	0	0	0	0
						Total	3,000	35,000	100,000	100,000	0	238,000
F5330004	R	FINEDAY LOOP ROAD	007 - Beltrami	RECONS	7	PE	1,000	5,000	5,000	0	0	11,000
						CONS	1,000	20,000	175,000	0	0	196,000
						CE	1,000	5,000	20,000	0	0	26,000
						Z	0	0	0	0	0	0
						Total	3,000	30,000	200,000	0	0	233,000
F5340706	O	LEECH LAKE PLANNING	021 - Cass	PLANING	P9	PE	35,000	35,000	35,000	35,000	0	140,000
						CONS	0	0	0	0	0	0
						CE	0	0	0	0	0	0
						Z	0	0	0	0	0	0
						Total	35,000	35,000	35,000	35,000	0	140,000
F5340722	R	6 MILE LAKE ROAD	021 - Cass	RECONS	7	PE	1,000	5,000	20,000	5,000	0	31,000
						CONS	1,000	20,000	220,000	350,000	0	591,000
						CE	1,000	5,000	10,000	30,000	0	46,000
						Z	0	0	0	0	0	0
						Total	3,000	30,000	250,000	385,000	0	668,000
F5340730	R	MISSION ROAD NE	007 - Beltrami	RECONS	7	PE	100,000	10,000	10,000	5,000	0	125,000
						CONS	1,003,069	850,000	340,000	350,000	0	2,543,069
						CE	150,000	40,000	30,000	30,000	0	250,000
						Z	0	0	0	0	0	0
						Total	1,253,069	900,000	380,000	385,000	0	2,918,069
F5340744	R	BENA STREETS	021 - Cass	RECONS	7	PE	20,000	20,000	30,000	5,000	0	75,000
						CONS	0	20,000	460,000	444,000	0	924,000
						CE	0	5,000	10,000	30,000	0	45,000
						Z	0	0	0	0	0	0
						Total	20,000	45,000	500,000	479,000	0	1,044,000



Indian Reservation Roads Programs

Federal Lands Highway

Any level TIP/EIP Report

Reporting each CSTIP that meets the filter.

REPORT FILTERS:

Location = F-**-***
 program_class_code = 6K1
 CSTIP Type = TIP



Entity Name	F53407 - LEECH LAKE BAND		
Program Class Code	6K1		
CSTIP Type	TIP	Fiscal Year	2017
	24-MAY-17	Funding Amount	2,755,069

State 27 - Minnesota Projects on the CSTIP with this state are listed and subtotaled in this section
 Location F53407 - Leech Lake Covers that part of the reservation within the current state.

PCAS	Class	Name	County	Project Type	Work Type	Phase	FY 2017 (\$)	FY 2018 (\$)	FY 2019 (\$)	FY 2020 (\$)	FY 2021 (\$)	Total
F5340745	R	TRADERS BAY PLATS ROAD	021 - Cass	RECONS	7	PE	1,000	5,000	20,000	5,000	0	31,000
						CONS	1,000	73,000	170,000	300,000	0	544,000
						CE	1,000	2,000	10,000	10,000	0	23,000
						Z	0	0	0	0	0	0
						Total	3,000	80,000	200,000	315,000	0	598,000
F5340753	R	BALL CLUB HOUSING	061 - Itasca	RECONS	7	PE	5,000	5,000	0	0	0	10,000
						CONS	1,000	24,000	0	0	0	25,000
						CE	1,000	1,000	0	0	0	2,000
						Z	0	0	0	0	0	0
						Total	7,000	30,000	0	0	0	37,000
F5340759	R	FINEDAY LOOP-SPUR	007 - Beltrami	NEWCON	7	PE	1,000	5,000	0	0	0	6,000
						CONS	1,000	20,000	0	0	0	21,000
						CE	1,000	5,000	0	0	0	6,000
						Z	0	0	0	0	0	0
						Total	3,000	30,000	0	0	0	33,000
F5340761	R	S LAKE BIKE PATH	061 - Itasca	WALKWY	7	PE	5,000	10,000	10,000	9,000	0	34,000
						CONS	1,000	20,000	89,000	90,000	0	200,000
						CE	1,000	5,000	1,000	1,000	0	8,000
						Z	0	0	0	0	0	0
						Total	7,000	35,000	100,000	100,000	0	242,000
F5340764	R	TOWNLIN LAKE AREA ROAD	021 - Cass	RECONS	7	PE	10,000	10,000	20,000	5,000	0	45,000
						CONS	1,000	400,000	50,000	85,000	0	536,000
						CE	1,000	10,000	5,000	10,000	0	26,000
						Z	0	0	0	0	0	0
						Total	12,000	420,000	75,000	100,000	0	607,000
F5340765	R	SOUTH BENA HOUSING ROAD	021 - Cass	REHAB	7	PE	1,000	10,000	5,000	0	0	16,000
						CONS	0	100,000	150,000	0	0	250,000
						CE	0	10,000	5,000	0	0	15,000
						Z	0	0	0	0	0	0
						Total	1,000	120,000	160,000	0	0	281,000



Indian Reservation Roads Programs

Federal Lands Highway

Any level TIP/EIP Report

Reporting each CSTIP that meets the filter.

REPORT FILTERS:

Location = F-***-***
 program_class_code = 6K1
 CSTIP Type = TIP



Entity Name	F53407 - LEECH LAKE BAND		
Program Class Code	6K1		
CSTIP Type	TIP	Fiscal Year	2017
	24-MAY-17	Funding Amount	2,755,069

State 27 - Minnesota Location F53407 - Leech Lake **Projects on the CSTIP with this state are listed and subtotaled in this section**
 Covers that part of the reservation within the current state.

PCAS	Class	Name	County	Project Type	Work Type	Phase	FY 2017 (\$)	FY 2018 (\$)	FY 2019 (\$)	FY 2020 (\$)	FY 2021 (\$)	Total
F5340770	R	WOMACK ROAD	061 - Itasca	REHAB	7	PE	5,000	3,000	3,000	3,000	0	14,000
						CONS	8,000	10,000	9,000	95,000	0	122,000
						CE	2,000	2,000	2,000	2,000	0	8,000
						Z	0	0	0	0	0	0
						Total	15,000	15,000	14,000	100,000	0	144,000
F5340773	R	BUG SCHOOL PARKING LOT/SIDE ENTR	021 - Cass	REHAB	7	PE	10,000	1,000	0	0	0	11,000
						CONS	1,000	1,000	0	0	0	2,000
						CE	1,000	1,000	0	0	0	2,000
						Z	0	0	0	0	0	0
						Total	12,000	3,000	0	0	0	15,000
F5340774	R	JENKINS ROAD	007 - Beltrami	REHAB	7	PE	5,000	6,000	0	0	0	11,000
						CONS	50,000	90,000	0	0	0	140,000
						CE	5,000	5,000	0	0	0	10,000
						Z	0	0	0	0	0	0
						Total	60,000	101,000	0	0	0	161,000
F5340775	R	PORCUPINE LANE-NORTH MISSION STR	007 - Beltrami	REHAB	7	PE	5,000	5,000	0	0	0	10,000
						CONS	50,000	90,000	0	0	0	140,000
						CE	5,000	5,000	0	0	0	10,000
						Z	0	0	0	0	0	0
						Total	60,000	100,000	0	0	0	160,000
F5340778	R	BENA BIKE PATH (PHASE II)	021 - Cass	WALKWY	7	PE	25,000	10,000	5,000	5,000	0	45,000
						CONS	1,000	20,000	89,000	94,000	0	204,000
						CE	1,000	5,000	1,000	1,000	0	8,000
						Z	0	0	0	0	0	0
						Total	27,000	35,000	95,000	100,000	0	257,000
F5340779	R	OTENEA GEN BIKE TRAIL	061 - Itasca	WALKWY	7	PE	3,000	3,000	3,000	4,000	0	13,000
						CONS	1,000	1,000	86,000	95,000	0	183,000
						CE	1,000	1,000	1,000	1,000	0	4,000
						Z	0	0	0	0	0	0
						Total	5,000	5,000	90,000	100,000	0	200,000



Indian Reservation Roads Programs

Federal Lands Highway

Any level TIP/EIP Report

Reporting each CSTIP that meets the filter.

REPORT FILTERS:

Location = F-***-***
 program_class_code = 6K1
 CSTIP Type = TIP



Entity Name	F53407 - LEECH LAKE BAND		
Program Class Code	6K1		
CSTIP Type	TIP	Fiscal Year	2017
	24-MAY-17	Funding Amount	2,755,069

State 27 - Minnesota Projects on the CSTIP with this state are listed and subtotaled in this section
 Location F53407 - Leech Lake Covers that part of the reservation within the current state.

PCAS	Class	Name	County	Project Type	Work Type	Phase	FY 2017 (\$)	FY 2018 (\$)	FY 2019 (\$)	FY 2020 (\$)	FY 2021 (\$)	Total
F5340783	O	SAFETY PROJECT (CONCRETE PATHW/	021 - Cass	SAFETY	8	PE	20,000	0	0	0	0	20,000
						CONS	160,000	0	0	0	0	160,000
						CE	20,000	0	0	0	0	20,000
						Z	0	0	0	0	0	0
						Total	200,000	0	0	0	0	200,000
F5340784	R	LEECH LAKE HOUSING III ROAD	021 - Cass	RECONS	7	PE	10,000	0	0	0	0	10,000
						CONS	250,000	0	0	0	0	250,000
						CE	10,000	0	0	0	0	10,000
						Z	0	0	0	0	0	0
						Total	270,000	0	0	0	0	270,000
F5340785	R	61ST AVE NW ACCESS ROAD	021 - Cass	NEWCON	7	PE	10,000	0	0	0	0	10,000
						CONS	180,000	45,000	0	0	0	225,000
						CE	10,000	5,000	0	0	0	15,000
						Z	0	0	0	0	0	0
						Total	200,000	50,000	0	0	0	250,000
F5340786	R	ONIGUM COMMUNITY CENTER PARKING	021 - Cass	RECONS	7	PE	3,000	0	0	0	0	3,000
						CONS	50,000	0	0	0	0	50,000
						CE	2,000	0	0	0	0	2,000
						Z	0	0	0	0	0	0
						Total	55,000	0	0	0	0	55,000
F53407RT	O	LEECH LAKE TRANSIT	021 - Cass	TRANSIT	T2	PE	0	0	0	0	0	0
						CONS	0	0	0	0	0	0
						CE	1,000	1,000	1,000	1,000	0	4,000
						Z	0	0	0	0	0	0
						Total	1,000	1,000	1,000	1,000	0	4,000
F53RM407	O	LEECH LAKE ROAD MAINTENANCE	021 - Cass	PLANNING	P1	PE	0	0	0	0	0	0
						CONS	0	0	0	0	0	0
						CE	0	0	0	0	0	0
						Z	500,000	500,000	500,000	500,000	0	2,000,000
						Total	500,000	500,000	500,000	500,000	0	2,000,000
Location Subtotal							2,755,069	2,600,000	2,700,000	2,700,000	0	10,755,069
State Subtotal							2,755,069	2,600,000	2,700,000	2,700,000	0	10,755,069
CSTIP Subtotal							2,755,069	2,600,000	2,700,000	2,700,000	0	10,755,069



Indian Reservation Roads Programs

Federal Lands Highway

Any level TIP/EIP Report

Reporting each CSTIP that meets the filter.

REPORT FILTERS:

Location = F-**-***
 program_class_code = 6K1
 CSTIP Type = TIP



Entity Name	F53410 - MILLE LACS BAND		
Program Class Code	6K1		
CSTIP Type	TIP	Fiscal Year	2017
FHWA Approved Date	28-FEB-17	Funding Amount	774,425

FIRST PAGE FOR CSTIP

State 27 - Minnesota **Projects on the CSTIP with this state are listed and subtotaled in this section**
Location F53410 - Mille Lacs **Covers that part of the reservation within the current state.**

PCAS	Class	Name	County	Project Type	Work Type	Phase	FY 2017 (\$)	FY 2018 (\$)	FY 2019 (\$)	FY 2020 (\$)	FY 2021 (\$)	Total
F5341006	O	TTP PLANNING PROJECT	095 - Mille Lacs	PLANNING	P9	PE	25,000	37,000	37,000	37,000	0	136,000
						CONS	0	0	0	0	0	0
						CE	0	0	0	0	0	0
						Z	0	0	0	0	0	0
						Total	25,000	37,000	37,000	37,000	0	136,000
F5341019	R	APPLE ORCHARD REPAVING	001 - Aitkin	REHAB	7	PE	1,000	1,000	0	0	0	2,000
						CONS	460,425	1,000	0	0	0	461,425
						CE	8,000	3,500	0	0	0	11,500
						Z	0	0	0	0	0	0
						Total	469,425	5,500	0	0	0	474,925
F5341024	O	DISTRICT 1 SAFE ROUTES TO SCHOOL	095 - Mille Lacs	SAFETY	7	PE	8,000	1,000	1,000	1,000	0	11,000
						CONS	6,000	1,000	8,500	8,500	0	24,000
						CE	8,000	1,000	1,000	1,000	0	11,000
						Z	0	0	0	0	0	0
						Total	22,000	3,000	10,500	10,500	0	46,000
F5341025	R	WAGIDA A KI DRIVE EXTENTION PAVING	095 - Mille Lacs	REHAB	7	PE	6,000	1,000	7,500	25,000	0	39,500
						CONS	1,000	402,500	350,000	350,000	0	1,103,500
						CE	1,000	1,000	25,000	25,000	0	52,000
						Z	0	0	0	0	0	0
						Total	8,000	404,500	382,500	400,000	0	1,195,000
F53410RM	O	TTP ROAD MAINTENANCE	095 - Mille Lacs	SAFETY	P1	PE	0	0	0	0	0	0
						CONS	0	0	0	0	0	0
						CE	0	0	0	0	0	0
						Z	250,000	300,000	320,000	302,500	0	1,172,500
						Total	250,000	300,000	320,000	302,500	0	1,172,500
Location Subtotal							774,425	750,000	750,000	750,000	0	3,024,425
State Subtotal							774,425	750,000	750,000	750,000	0	3,024,425
CSTIP Subtotal							774,425	750,000	750,000	750,000	0	3,024,425



Indian Reservation Roads Programs

Federal Lands Highway

Any level TIP/EIP Report

Reporting each CSTIP that meets the filter.

REPORT FILTERS:

Location = F-**-***
 program_class_code = 6K1
 CSTIP Type = TIP



Entity Name	F57401 - UPPER SIOUX COMMUNITY		
Program Class Code	6K1		
CSTIP Type	TIP	Fiscal Year	2017
FHWA Approved Date	07-AUG-17	Funding Amount	364,861

FIRST PAGE FOR CSTIP

State 27 - Minnesota Projects on the CSTIP with this state are listed and subtotaled in this section
 Location F57401 - Upper Sioux Covers that part of the reservation within the current state.

PCAS	Class	Name	County	Project Type	Work Type	Phase	FY 2017 (\$)	FY 2018 (\$)	FY 2019 (\$)	FY 2020 (\$)	FY 2021 (\$)	Total
F5740101	R	Wastewater Treatment Road	173 - Yellow Medicine	RECONS	3	PE	10,000	5,000	5,000	0	0	20,000
						CONS	0	100,000	100,000	10,000	0	210,000
						CE	0	5,000	5,000	0	0	10,000
						Z	0	0	0	0	0	0
						Total	10,000	110,000	110,000	10,000	0	240,000
F5740102	R	Prairie's Edge Lane	173 - Yellow Medicine	RECONS	7	PE	10,000	5,000	5,000	0	0	20,000
						CONS	0	100,000	100,000	10,000	0	210,000
						CE	0	5,000	5,000	0	0	10,000
						Z	0	0	0	0	0	0
						Total	10,000	110,000	110,000	10,000	0	240,000
F5740103	R	Back Field Road	173 - Yellow Medicine	RECONS	3	PE	10,000	5,000	5,000	0	0	20,000
						CONS	0	0	50,000	10,000	0	60,000
						CE	0	0	5,000	0	0	5,000
						Z	0	0	0	0	0	0
						Total	10,000	5,000	60,000	10,000	0	85,000
F57401RM	O	TTP Road Maintenance Project	173 - Yellow Medicine	PLANING	P10	PE	0	0	0	0	0	0
						CONS	0	0	0	0	0	0
						CE	0	0	0	0	0	0
						Z	324,861	129,861	74,861	324,861	0	854,444
						Total	324,861	129,861	74,861	324,861	0	854,444
F57401TP	O	TTP Planning Project	173 - Yellow Medicine	PLANING	P10	PE	0	0	0	0	0	0
						CONS	0	0	0	0	0	0
						CE	0	0	0	0	0	0
						Z	10,000	10,000	10,000	10,000	0	40,000
						Total	10,000	10,000	10,000	10,000	0	40,000
Location Subtotal							364,861	364,861	364,861	364,861	0	1,459,444
State Subtotal							364,861	364,861	364,861	364,861	0	1,459,444
CSTIP Subtotal							364,861	364,861	364,861	364,861	0	1,459,444



Indian Reservation Roads Programs

Federal Lands Highway

Any level TIP/EIP Report

Reporting each CSTIP that meets the filter.

REPORT FILTERS:

Location = F-**-***
 program_class_code = 6K1
 CSTIP Type = TIP



Entity Name F57402 - LOWER SIOUX INDIAN COMMUNITY
 Program Class Code 6K1
 CSTIP Type TIP Fiscal Year 2017
 FHWA Approved Date 28-FEB-17 Funding Amount 466,084

FIRST PAGE FOR CSTIP

State 27 - Minnesota
 Location F57402 - Lower Sioux

Projects on the CSTIP with this state are listed and subtotaled in this section
 Covers that part of the reservation within the current state.

			FY 2017 (\$)	FY 2018 (\$)	FY 2019 (\$)	FY 2020 (\$)	FY 2021 (\$)	Total
PCAS	F5740201	Phase						
Class	O	PE	0	5,000	0	0	0	5,000
Name	CSAH 13 Sidewalk & Lighting Project	CONS	0	283,704	0	0	0	283,704
County	127 - Redwood	CE	0	28,200	0	0	0	28,200
Project Type	RECONS	Z	0	0	0	0	0	0
Work Type	F1	Total	0	316,904	0	0	0	316,904
PCAS	F5740202	Phase						
Class	R	PE	0	0	5,000	5,000	0	10,000
Name	WWTP Access Road	CONS	0	0	268,904	268,904	0	537,808
County	127 - Redwood	CE	0	0	43,000	43,000	0	86,000
Project Type	NEWCON	Z	0	0	0	0	0	0
Work Type	3	Total	0	0	316,904	316,904	0	633,808
PCAS	F5740204	Phase						
Class	R	PE	5,000	0	0	0	0	5,000
Name	Wakinyan Housing Road Extensions	CONS	110,000	0	0	0	0	110,000
County	127 - Redwood	CE	20,000	0	0	0	0	20,000
Project Type	NEWCON	Z	0	0	0	0	0	0
Work Type	7	Total	135,000	0	0	0	0	135,000
PCAS	F5740216	Phase						
Class	O	PE	5,000	0	0	0	0	5,000
Name	MN River Trail upgrade	CONS	73,116	0	0	0	0	73,116
County	127 - Redwood	CE	14,000	0	0	0	0	14,000
Project Type	WALKWY	Z	0	0	0	0	0	0
Work Type	F1	Total	92,116	0	0	0	0	92,116
PCAS	F5740220	Phase						
Class	R	PE	5,000	0	0	0	0	5,000
Name	Whipple Drive Improvements	CONS	100,000	0	0	0	0	100,000
County	127 - Redwood	CE	15,000	0	0	0	0	15,000
Project Type	NEWCON	Z	0	0	0	0	0	0
Work Type	7	Total	120,000	0	0	0	0	120,000
PCAS	F57402RM	Phase						
Class	O	PE	0	0	0	0	0	0
Name	TTP Road Maintenance Project	CONS	0	0	0	0	0	0
County	127 - Redwood	CE	0	0	0	0	0	0
Project Type	PLANNING	Z	108,968	108,968	108,968	108,968	0	435,872
Work Type	P10	Total	108,968	108,968	108,968	108,968	0	435,872



Indian Reservation Roads Programs

Federal Lands Highway

Any level TIP/EIP Report

Reporting each CSTIP that meets the filter.

REPORT FILTERS:

Location = F-**-***
 program_class_code = 6K1
 CSTIP Type = TIP



Entity Name	F57402 - LOWER SIOUX INDIAN COMMUNITY		
Program Class Code	6K1		
CSTIP Type	TIP	Fiscal Year	2017
	28-FEB-17	Funding Amount	466,084

State 27 - Minnesota **Projects on the CSTIP with this state are listed and subtotaled in this section**
Location F57402 - Lower Sioux **Covers that part of the reservation within the current state.**

	PCAS	Class	Name	County	Project Type	Work Type	Phase	FY 2017 (\$)					Total
								FY 2017 (\$)	FY 2018 (\$)	FY 2019 (\$)	FY 2020 (\$)	FY 2021 (\$)	
	F57402TP	O	TTP Planning Project	127 - Redwood	PLANING	P9	PE	10,000	10,000	10,000	10,000	0	40,000
							CONS	0	0	0	0	0	0
							CE	0	0	0	0	0	0
							Z	0	0	0	0	0	0
							Total	10,000	10,000	10,000	10,000	0	40,000
Location Subtotal								466,084	435,872	435,872	435,872	0	1,773,700
State Subtotal								466,084	435,872	435,872	435,872	0	1,773,700
CSTIP Subtotal								466,084	435,872	435,872	435,872	0	1,773,700



Indian Reservation Roads Programs Federal Lands Highway Any level TIP/EIP Report

Reporting each CSTIP that meets the filter.

REPORT FILTERS:

Location = F-**-***
 program_class_code = 6K1
 CSTIP Type = TIP



Entity Name F57403 - PRAIRIE ISLAND INDIAN COMMUNITY
 Program Class Code 6K1
 CSTIP Type TIP Fiscal Year 2017
 FHWA Approved Date 28-FEB-17 Funding Amount 455,910

FIRST PAGE FOR CSTIP

State 27 - Minnesota
 Location F57403 - Prairie Island

Projects on the CSTIP with this state are listed and subtotaled in this section
 Covers that part of the reservation within the current state.

		Phase	FY 2017 (\$)	FY 2018 (\$)	FY 2019 (\$)	FY 2020 (\$)	FY 2021 (\$)	Total
PCAS	F5740306	PE	17,000	17,000	17,000	17,000	0	68,000
Class	R	CONS	100,000	77,500	77,500	77,500	0	332,500
Name	6006 Roads (Crossroads West)	CE	1,000	1,000	1,000	1,000	0	4,000
County	049 - Goodhue	Z	0	0	0	0	0	0
Project Type	NEWCON	Total	118,000	95,500	95,500	95,500	0	404,500
Work Type	7							
PCAS	F5740307	PE	15,000	15,000	15,000	15,000	0	60,000
Class	R	CONS	87,000	77,500	77,500	77,500	0	319,500
Name	6007 Roads (Crossroads East)	CE	1,000	1,000	1,000	1,000	0	4,000
County	049 - Goodhue	Z	0	0	0	0	0	0
Project Type	NEWCON	Total	103,000	93,500	93,500	93,500	0	383,500
Work Type	7							
PCAS	F5740315	PE	12,000	12,000	12,000	12,000	0	48,000
Class	O	CONS	40,000	40,000	40,000	40,000	0	160,000
Name	PIIC Tribal Community Parking Lots	CE	8,000	8,000	8,000	8,000	0	32,000
County	049 - Goodhue	Z	0	0	0	0	0	0
Project Type	RECONS	Total	60,000	60,000	60,000	60,000	0	240,000
Work Type	7							
PCAS	F5740316	PE	12,000	12,000	12,000	12,000	0	48,000
Class	O	CONS	40,000	40,000	40,000	40,000	0	160,000
Name	PIIC Tribal Enterprise Parking Lots	CE	8,000	8,000	8,000	8,000	0	32,000
County	049 - Goodhue	Z	0	0	0	0	0	0
Project Type	RECONS	Total	60,000	60,000	60,000	60,000	0	240,000
Work Type	7							
PCAS	F57403RM	PE	0	0	0	0	0	0
Class	O	CONS	0	0	0	0	0	0
Name	TTP Road Maintenance	CE	0	0	0	0	0	0
County	049 - Goodhue	Z	69,910	69,811	69,811	69,811	0	279,343
Project Type	PLANING	Total	69,910	69,811	69,811	69,811	0	279,343
Work Type	P10							
PCAS	F57403TP	PE	0	0	0	0	0	0
Class	O	CONS	0	0	0	0	0	0
Name	TTP Transportation Planning	CE	0	0	0	0	0	0
County	049 - Goodhue	Z	10,000	10,000	10,000	10,000	0	40,000
Project Type	PLANING	Total	10,000	10,000	10,000	10,000	0	40,000
Work Type	P10							



Indian Reservation Roads Programs

Federal Lands Highway

Any level TIP/EIP Report

Reporting each CSTIP that meets the filter.

REPORT FILTERS:

Location = F-**-***
 program_class_code = 6K1
 CSTIP Type = TIP



Entity Name	F57403 - PRAIRIE ISLAND INDIAN COMMUNITY		
Program Class Code	6K1		
CSTIP Type	TIP	Fiscal Year	2017
	28-FEB-17	Funding Amount	455,910

State 27 - Minnesota **Projects on the CSTIP with this state are listed and subtotaled in this section**
Location F57403 - Prairie Island **Covers that part of the reservation within the current state.**

PCAS	Class	Name	County	Project Type	Work Type	Phase	FY 2017 (\$)	FY 2018 (\$)	FY 2019 (\$)	FY 2020 (\$)	FY 2021 (\$)	Total
F57403TR	O	TTP Transit	049 - Goodhue	TRANSIT	T4	PE	0	0	0	0	0	0
						CONS	0	0	0	0	0	0
						CE	20,000	20,000	20,000	20,000	0	80,000
						Z	0	0	0	0	0	0
						Total	20,000	20,000	20,000	20,000	0	80,000
Location Subtotal							440,910	408,811	408,811	408,811	0	1,667,343
State Subtotal							440,910	408,811	408,811	408,811	0	1,667,343

State - - - - **Projects on the CSTIP with this state are listed and subtotaled in this section**
Location F57403 - Prairie Island **Covers that part of the reservation within the current state.**

PCAS	Class	Name	County	Project Type	Work Type	Phase	FY 2017 (\$)	FY 2018 (\$)	FY 2019 (\$)	FY 2020 (\$)	FY 2021 (\$)	Total
F5740310	R	Marina Road Boat Launch	- - - -	RECONS	7	PE	4,000	4,000	4,000	4,000	0	16,000
						CONS	10,000	10,000	10,000	10,000	0	40,000
						CE	1,000	1,000	1,000	1,000	0	4,000
						Z	0	0	0	0	0	0
						Total	15,000	15,000	15,000	15,000	0	60,000
Location Subtotal							15,000	15,000	15,000	15,000	0	60,000
State Subtotal							15,000	15,000	15,000	15,000	0	60,000
CSTIP Subtotal							455,910	423,811	423,811	423,811	0	1,727,343

Recreational Trails Program

RECREATIONAL TRAILS PROGRAM

The Recreational Trails Program provides funds to develop, maintain, and enhance recreational trails for both motorized and non-motorized recreational trail users. Funds are appropriated to the State by formula, 50 percent equally among all eligible states and 50 percent in proportion to the amount of non-highway recreational fuel use. The maximum federal share in Minnesota is 75 percent for these projects, and a 25 percent cash or pre-approved in-kind match is required. Only state agencies, cities, counties, townships, tribal governments or private trail organizations sponsored by a local unit of government are eligible to apply.

The Minnesota Department of Natural Resources (MNDNR) administers this program for Minnesota. The Minnesota Recreational Trail Users Advisory Board (MRTUA) assists the MNDNR in project selections. The committee is comprised of three representatives of the ten identified trail user groups (bike, mountain bike, hike, ski, horse, in-line skate, ATV, Off-Road Vehicles, snowmobiles, Off-Highway Motorcycling) in Minnesota.

The Recreational Trails Program projects are listed in District C of the project list and on the following pages.

Contact: Daniel Golner, Program Administrator, Minnesota Department of Natural Resources, Division of Parks and Trails, 500 Lafayette Road, Box 39, St. Paul, Minnesota 55155; phone at (651) 259-5599; or email at daniel.golner@state.mn.us.

ATP C SFY 2019-2022 STATE TRANSPORTATION IMPROVEMENT PROGRAM (STIP)

SORT BY: ATP, YEAR, TRANSIT, RAIL, LOCAL SP, MNDOT SP, SETASIDE

RECREATIONAL TRAILS PROGRAM

SEQ#	ROUTE SYSTEM	PROJECT NUMBER (SP)	YEAR	AGENCY	PROJECT DESCRIPTION	MILE	PRGM	WORK TYPE	PROPOSED FUND	STIP TOTAL	FHWA	AC	FTA	TH	BOND	OTHER
1961	REC TRAIL	0001-18-1C	2019	DNR	TO REFURBISH AN ABANDONED RAIL BED FOR BOTH MOTORIZED (SNOWMOBILES & OHV) AND NON-MOTORIZED USERS. ADA TO POLK COUNTY LINE RAIL BED PROJECT - PHASE II	0.0	RT	PARKS & TRAIL	STBGTAP	195,000	146,250	-	-	-	-	48,750
1962	REC TRAIL	0002-18-1A	2019	DNR	TO CONSTRUCT A NEW CROSSING OVER THE CROW WING RIVER SPECIFICALLY FOR MOTORIZED ATV TRAFFIC.	0.0	RT	PARKS & TRAIL	STBGTAP	200,000	150,000	-	-	-	-	50,000
1963	REC TRAIL	0003-18-1A	2019	DNR	TO CONSTRUCT A 0.3 MILE TRAIL LINK CONNECTING THE COUNTY HWY 54/HWY 10 INTERSECTION TO THE HEARTLAND TRAIL/UNDERPASS (GOING UNDER HWY 10) AND GOING INTO DETROIT LAKES.	0.0	RT	PARKS & TRAIL	STBGTAP	150,600	112,950	-	-	-	-	37,650
1964	REC TRAIL	0004-18-2C	2019	DNR	TO PURCHASE MAINTENANCE EQUIPMENT FOR THE FINLAND TRAILS, A 38+ MILE TRAIL SYSTEM FOR OHVS AND SNOWMOBILES THAT CONNECTS THE COMMUNITIES OF BEAVER BAY, SILVER BAY, FINLAND AND ISABELLA.	0.0	RT	PARKS & TRAIL	STBGTAP	77,304	38,652	-	-	-	-	38,652
1965	REC TRAIL	0005-18-S	2019	DNR	TO HELP MAINTAIN AND IMPROVE TRAILS AND CAMPGROUNDS IN PARKS AND FORESTS FOR ALL USERS. MINNESOTA TRAIL RIDERS ASSOCIATION.	0.0	RT	PARKS & TRAIL	STBGTAP	36,000	27,000	-	-	-	-	9,000
1966	REC TRAIL	0006-18-1C	2019	DNR	TO PURCHASE A NEW SNOWMOBILE TRAIL GROOMING DRAG	0.0	RT	PARKS & TRAIL	STBGTAP	29,000	21,750	-	-	-	-	7,250
1967	REC TRAIL	0007-18-3A	2019	DNR	TO SEAL COAT AND CRACK FILL THE LAKE WOBEGON TRAIL'S SURFACE FROM THE CITY OF AVON TO THE CITY OF ST. JOSEPH.	0.0	RT	PARKS & TRAIL	STBGTAP	50,000	25,000	-	-	-	-	25,000
1968	REC TRAIL	0008-18-1B	2019	DNR	LAKE BROPHY COUNTY PARK, DOUGLAS COUNTY PARKS	0.0	RT	PARKS & TRAIL	STBGTAP	180,000	90,000	-	-	-	-	90,000
1969	REC TRAIL	0012-18-3B	2019	DNR	TO CONSTRUCT A BICYCLE PLAYGROUND/TOT TRACK AND SKILLS DEVELOPMENT AREA TO HELP RIDERS ENHANCE THEIR SKILLS BEFORE HEADING OUT ONTO THE OFF-ROAD CYCLING TRAIL SYSTEM.	0.0	RT	PARKS & TRAIL	STBGTAP	125,000	93,750	-	-	-	-	31,250
1970	REC TRAIL	0013-18-1A	2019	DNR	TO CONSTRUCT A 7.8 MILE, 10 FOOT WIDE MULTI-USE PAVED PATH TO CONNECT PHASES 1 AND 2 OF THE GULL LAKE TRAIL MASTER PLAN.	0.0	RT	PARKS & TRAIL	STBGTAP	286,200	150,000	-	-	-	-	136,200
1971	REC TRAIL	0014-18-4C	2019	DNR	TO PURCHASE A SNOWMOBILE AND GROOMER	0.0	RT	PARKS & TRAIL	STBGTAP	8,974	6,731	-	-	-	-	2,243
1972	REC TRAIL	0016-18-1A	2019	DNR	2018 MOGUL MASTER TRAIL DRAG	0.0	RT	PARKS & TRAIL	STBGTAP	19,610	14,708	-	-	-	-	4,902
1973	REC TRAIL	0017-18-2B	2019	DNR	TO PURCHASE EQUIPMENT TO MAINTAIN THE SEVEN BEAVERS TRAIL AND ENABLES CREATION OF A TRAIL LOOP AND INCREASE USER SAFETY.	0.0	RT	PARKS & TRAIL	STBGTAP	17,280	12,960	-	-	-	-	4,320
1974	REC TRAIL	0018-18-4A	2019	DNR	TO PURCHASE LAND THAT IS CURRENTLY UNDER A LEASE AGREEMENT UNTIL 2019 AND REDESIGN THE APPLETON OHV RIDING AREA.	0.0	RT	PARKS & TRAIL	STBGTAP	394,500	150,000	-	-	-	-	244,500

ATP C																
SFY 2019-2022 STATE TRANSPORTATION IMPROVEMENT PROGRAM (STIP)																
SORT BY: ATP, YEAR, TRANSIT, RAIL, LOCAL SP, MNDOT SP, SETASIDE																
RECREATIONAL TRAILS PROGRAM																
SEQ#	ROUTE SYSTEM	PROJECT NUMBER (SP)	YEAR	AGENCY	PROJECT DESCRIPTION	MILE	PRGM	WORK TYPE	PROPOSED FUND	STIP TOTAL	FHWA	AC	FTA	TH	BOND	OTHER
1975	REC TRAIL	0019-18-1C	2019	DNR	TO PURCHASE LOW COMPACTION WIDE TRACK SNOWMOBILE AND GROOMER FOR USE IN THE 150 MILES OF WOODED AND SWAMP TRAILS	0.0	RT	PARKS & TRAIL	STBG TAP	19,800	14,850	-	-	-	-	4,950
1976	REC TRAIL	0020-18-2A	2019	DNR	SUGAR HILLS TRAIL SYSTEM	0.0	RT	PARKS & TRAIL	STBG TAP	51,000	38,250	-	-	-	-	12,750
1977	REC TRAIL	0021-18-S	2019	DNR	TO FOCUS ON THOSE ELEMENTS OF THE SHT IN GREATEST NEED OF REHABILITATION AND RENEWAL (TREAD, BUILT STRUCTURES, RE-ROUTED TRAIL)	0.0	RT	PARKS & TRAIL	STBG TAP	88,750	55,000	-	-	-	-	33,750
1978	REC TRAIL	0023-18-2C	2019	DNR	TO REMOVE HIKING, RUNNING AND SNOWSHOEING FROM A SHARED CROSS-COUNTRY SKI TRAIL AND CREATE A NEW 3-MILE SECTION DEDICATED TO HIKING	0.0	RT	PARKS & TRAIL	STBG TAP	41,500	26,000	-	-	-	-	15,500
1979	REC TRAIL	0024-18-2C	2019	DNR	TO PURCHASE AND SHARE OWNERSHIP AND USAGE OF EQUIPMENT FOR TRAIL GROOMING AND TRAIL CONSTRUCTION AND MAINTENANCE FOR PINCUSHION MOUNTAIN TRAIL SYSTEM AND BRITTON PEAK TRAILS	0.0	RT	PARKS & TRAIL	STBG TAP	68,448	51,336	-	-	-	-	17,112
1980	REC TRAIL	0026-18-1B	2019	DNR	TO PURCHASE TRAIL MAINTENANCE EQUIPMENT FOR 5 OF THE 6 NCTA CHAPTERS IN MN.	0.0	RT	PARKS & TRAIL	STBG TAP	15,296	11,472	-	-	-	-	3,824
1981	REC TRAIL	0028-18-2B	2019	DNR	TO COMPLETE GENERAL TRAIL IMPROVEMENTS AND A RAISED BOARDWALK/BRIDGE FEATURE	0.0	RT	PARKS & TRAIL	STBG TAP	620,000	150,000	-	-	-	-	470,000
1982	REC TRAIL	0029-18-1A	2019	DNR	TO PURCHASE NARROW TRAIL MAINTENANCE EQUIPMENT. MINI SKID STEER AND ATTACHMENTS.	0.0	RT	PARKS & TRAIL	STBG TAP	49,333	37,000	-	-	-	-	12,333
1983	REC TRAIL	0030-18-1C	2019	DNR	TO DEVELOP TRAILS, A PLAY SPACE AND CAMPGROUNDS.	0.0	RT	PARKS & TRAIL	STBG TAP	30,000	22,500	-	-	-	-	7,500
1984	REC TRAIL	0032-18-2C	2019	DNR	TO DEVELOP WAYFINDING TO IMPROVE EFFICIENT AND SAFE UTILIZATION OF THE TRAIL. TRAILHEADS WILL INCLUDE DETAILED CITY AND TRAIL MAPS, REGULATIONS, RULES, AND EMERGENCY INFORMATION.	0.0	RT	PARKS & TRAIL	STBG TAP	92,401	31,901	-	-	-	-	60,500
1985	REC TRAIL	0033-18-1A	2019	DNR	TO PURCHASE A 4X4 UTV WITH A TRAIL GROOMER TO ASSIST IN MAINTENANCE OF DESIGNATED CLUB TRAILS.	0.0	RT	PARKS & TRAIL	STBG TAP	22,844	17,133	-	-	-	-	5,711
1986	REC TRAIL	0038-18-3C	2019	DNR	TO PURCHASE A TRACTOR WITH LOADER, BUSH HOG, REAR BLADE FOR TRAIL MAINTENANCE PURPOSES.	0.0	RT	PARKS & TRAIL	STBG TAP	68,885	51,664	-	-	-	-	17,221
1987	REC TRAIL	0041-18-2C	2019	DNR	TO DEVELOP 1.4 MILE CONNECTOR TRAIL LINKING A NEW 2.1 MILE LIGHTED CROSS COUNTRY SKI TRAIL WITH SNOWMAKING AT THE BASE OF SPIRIT MOUNTAIN TO 21.1 MILES OF EXISTING SKI TRAILS.	0.0	RT	PARKS & TRAIL	STBG TAP	300,000	150,000	-	-	-	-	150,000

ATP C																
SFY 2019-2022 STATE TRANSPORTATION IMPROVEMENT PROGRAM (STIP)																
SORT BY: ATP, YEAR, TRANSIT, RAIL, LOCAL SP, MNDOT SP, SETASIDE																
RECREATIONAL TRAILS PROGRAM																
SEQ#	ROUTE SYSTEM	PROJECT NUMBER (SP)	YEAR	AGENCY	PROJECT DESCRIPTION	MILE	PRGM	WORK TYPE	PROPOSED FUND	STIP TOTAL	FHWA	AC	FTA	TH	BOND	OTHER
1988	REC TRAIL	D002-18-1A	2019	DNR	UPGRADE AND DEVELOP A 1.5 MILE SEGMENT OF THE HEARTLAND STATE TRAIL, IDENTIFIED AS THE TOWER HILL SEGMENT THAT WILL PROVIDE AN ADA COMPLIANT, OFF-ROAD, HARD SURFACED, MULTI-USE RECREATIONAL TRAIL.	0.0	RT	PARKS & TRAIL	STBGTAP	400,000	150,000	-	-	-	-	250,000
1989	REC TRAIL	D003-18-2B	2019	DNR	TO DESIGN, ENGINEER, PERMIT AND CONSTRUCT ADDITIONAL OHV CORE TRAILS AND TRAIL LOOPS WITHIN THE IRON RANGE OHV RECREATION AREA EXPANSION SITE.	0.0	RT	PARKS & TRAIL	STBGTAP	210,000	150,000	-	-	-	-	60,000
1990	REC TRAIL	D004-18-2B	2019	DNR	TO DEVELOP NEW TRAIL CORRIDORS, AND TO ACCENTUATE AND REHABILITATE CURRENT MOTORIZED AND NON-MOTORIZED TRAIL CORRIDORS, WITHIN THE STATUTORY PARK BOUNDARY, TO CONNECT USERS THROUGHOUT THE PARK.	0.0	RT	PARKS & TRAIL	STBGTAP	200,000	150,000	-	-	-	-	50,000
1991	REC TRAIL	D007-18-2D	2019	DNR	TO REPLACE CULVERT ON THE WRENSHALL REFINERY SECTION TO FIX THE SUBGRADE FAILURE AND BEGIN THE PROCESS TO PAVE AND COMPLETE THE TRAIL.	0.0	RT	PARKS & TRAIL	STBGTAP	100,000	75,000	-	-	-	-	25,000
1992	REC TRAIL	D008-18-2C	2019	DNR	TO MAINTAIN OUR EXTENSIVE STATE TRAIL SYSTEM, DNR PARKS & TRAILS NEEDS TO REPLACE WORN OUT GROOMING EQUIPMENT.	0.0	RT	PARKS & TRAIL	STBGTAP	235,650	75,000	-	-	-	-	160,650
1993	REC TRAIL	D009-18-2F	2019	DNR	TO INSTALL A BOX CULVERT TO SERVE AS A TUNNEL THAT WILL PROVIDE A SEPARATED-GRADE, RECREATIONAL CROSSING OF MINNESOTA HIGHWAY 6.	0.0	RT	PARKS & TRAIL	STBGTAP	673,100	150,000	-	-	-	-	523,100
1994	REC TRAIL	D010-18-3C	2019	DNR	TO REPLACE THE EXISTING WOOD PLANK DECKING ON FORMER RAILROAD BRIDGE BR#L ON THE ROOT RIVER STATE TRAIL.	0.0	RT	PARKS & TRAIL	STBGTAP	290,000	150,000	-	-	-	-	140,000
Total										5,346,475	2,596,857	-	-	-	-	2,749,618
1995	REC TRAIL	880C-RT-20	2020	DNR	2020 STATEWIDE DNR PARKS & TRAILS	0.0	RT	PARKS & TRAIL	STBGTAP	2,875,000	2,300,000	-	-	-	-	575,000
Total										2,875,000	2,300,000	-	-	-	-	575,000
1996	REC TRAIL	880C-RT-21	2021	DNR	2021 STATEWIDE DNR PARKS & TRAILS	0.0	RT	PARKS & TRAIL	STBGTAP	2,875,000	2,300,000	-	-	-	-	575,000
Total										2,875,000	2,300,000	-	-	-	-	575,000
1997	REC TRAIL	880C-RT-22	2022	DNR	2022 STATEWIDE DNR PARKS & TRAILS	0.0	RT	PARKS & TRAIL	STBGTAP	2,875,000	2,300,000	-	-	-	-	575,000
Total										2,875,000	2,300,000	-	-	-	-	575,000

Minnesota Rail Service Improvement Program

MINNESOTA RAIL SERVICE IMPROVEMENT PROGRAM

The Minnesota Rail Service Improvement Program (MRSI), established in 1976, helps prevent the loss of rail service on lines potentially subject to abandonment by railroads. Using state-developed eligibility rules, the state and rail users and/or railroads enter into contracts for rail line rehabilitation, capital improvements, purchase assistance to rail authorities, loan guarantees and state rail banking. This program provides funding for projects in the form of loans and grants. Loan repayments are returned to the Minnesota Rail Service Improvement Program account to fund future rehabilitation projects.

Projects fall within the program areas identified below. The MRSI Program has identified \$27 million in railroad track project needs. Projects will move ahead if funding is available and project agreements can be completed and contracts executed. These loan projects are typically funded with state general obligation bond funds or state general funds. Figure B-1 at the end of this section identifies the potential number of projects and funding.

The following six programs are funded under the Minnesota Rail Service Improvement Program.

Freight Rail Economic Development Grant Program

Provides grants to railroads, shippers, local governments, and other qualified applicants for eligible public or privately owned

freight rail projects that both improve rail service and demonstrate a clear tie to economic development.

Rail Purchase Assistance Program

Assists Regional Railroad Authorities in acquiring rail lines that can be operated on a self-sustaining basis to provide local rail service. MnDOT may provide up to 50 percent of the value of the property. State funds are secured and require repayment if the line is sold or ceases to serve the purpose intended.

Rail Rehabilitation Program

Provides low and no-interest loans to rehabilitate and preserve rail lines that are financially viable and have the potential to increase rail use. A shipper's survey, cost/benefit analysis, and a rehabilitation needs assessment are conducted to determine which lines are prospective rail projects. Repayment of loans is required.

Capital Improvement Loan Program

Provides rail users and railroads with loans for projects that improve rail service and/or strengthen the financial condition of the associated line. Eligible projects have typically included capital improvements such as building and expanding industrial spurs, upgrading bridges and building more efficient loading/un-loading facilities. Repayment of loans is on a quarterly basis.

State Rail Bank Program

Allows the state to acquire and preserve abandoned rail lines for future transportation use or for transmitting energy, fuel or other commodities.

Rail User and Rail Carrier Loan Guarantee Program

Assists rail users in obtaining loans for rail rehabilitation and capital improvements by guaranteeing up to 90 percent of the loan. The 1994 Legislature further amended the statute, recreating the program as the Rail User and Rail Carrier Loan Guarantee Program. Not only rail users but rail carriers are eligible for assistance under the program. In addition to rail line rehabilitation, rolling stock acquisition and installation are eligible.

Additional information on the Minnesota Rail Service Improvement Program may be obtained from Peter Dahlberg, Program Manager, Office of Freight and Commercial Vehicle Operations, at (651) 366-3693.

Figure A-4
MINNESOTA RAIL SERVICE IMPROVEMENT PROGRAM
ESTIMATED FUNDING SUMMARY AND NUMBER OF POTENTIAL PROJECTS
BY PROGRAM AND YEAR

PROGRAM	2019	2020	2021	2022	Total
Freight Rail Economic Development Grant Program	\$1,000,000 (4)	1,000,000 (4)	1,000,000 (4)	1,000,000 (4)	\$4,000,000 (16)
Rail Purchase Assistance Program	0	0	0	0	0
Rail Rehabilitation Program	0	0	0	0	0
Capital Improvement Loan Program	\$1,000,000 (4)	\$500,000 (2)	\$500,000 (2)	\$500,000 (2)	\$2,500,000 (10)
State Rail Bank Program	0	0	0	0	0
Rail User/Rail Carrier Loan Guarantee Program	0	0	0	0	0
TOTAL	\$2,000,000 (8)	\$1,500,000 (6)	\$1,500,000 (6)	\$1,500,000 (6)	\$6,500,000 (26)

() = Number of Potential Project

Port Development Assistance Program

PORT DEVELOPMENT ASSISTANCE PROGRAM

The Port Development Assistance Program was developed by the state in response to the needs of the commercial navigation system. There are currently no dedicated federal funds available. The program provides a funding source that helps to ensure the continued commercial effectiveness of lake and river navigation terminals and helps to offset increases in the general costs of commercial shipping.

A number of conditions exist that warrant the port development assistance program in Minnesota. Many of the public terminals and docks in the state are in need of rehabilitation at costs beyond the means of local agencies. Local port authorities need help keeping their infrastructure intact, especially for our agricultural and mining industries. Funding from the program is used for facility and infrastructure upgrades and rehabilitation, facility expansion, capacity expansion, and systems upgrades.

Project proposals are prioritized based on need, employment generated and overall economic benefit. MnDOT's Office of Freight and Commercial Vehicle Operations, working with the state's port authorities, has identified a list of potential harbor improvement projects for 2019 and beyond. Past projects include rehabilitating or improving rail and truck access, dock walls, building roofs, sprinklers and electrical systems, mobile handling equipment and adding warehouse capacity.

The Minnesota Legislature has made the following appropriations to the Port Development Assistance Program:

- 1996-2006 - \$13 million (Bonds)
- 1996-2006 - \$4.5 million (General Funds)
- 2008 - \$500,000 (General Funds)
- 2009 - \$3 million (Bonds)
- 2011 - \$3 million (Bonds)
- 2012 - \$1 million (Bonds)
- 2014 - \$2 million (Bonds)
- 2015 - \$3 million (General Funds)
- 2017 - \$5 million (Bonds)
- 2018 - \$5.2 million (Bonds)

To date, total state appropriations for the Port Development Assistance Program amount to \$40.2 million. The Ports have identified an additional \$40 million of future port development needs.

According to Minnesota law, Port Development Assistance funds cannot be added to other state-sponsored port investments. Port Development funds can be used with federal and local dollars to complete projects that benefit a port.

Additional information about the Port Development Assistance Program may be obtained from Patrick Phenow, Ports and Waterways, Office of Freight and Commercial Vehicle Operations, at (651) 366-3672 or email: patrick.phenow@state.mn.us .

**Figure A-5
PORT DEVELOPMENT ASSISTANCE PROGRAM
ANTICIPATED EXPENDITURES BY PORT AND YEAR**

PORT	2019¹	2020¹	2021	2022	TOTAL
Duluth	\$1,272,562	\$1,000,000	\$0	\$0	\$2,272,562
St. Paul	\$58,411	\$1,818,050	\$0	\$0	\$1,876,461
Red Wing	\$940,000	\$912,800	\$0	\$0	\$1,852,800
Winona	\$300,000	\$199,512	\$0	\$0	\$499,512
Unallocated ²	\$0	\$2,000,000	\$2,000,000	\$1,200,000	\$5,200,000
TOTAL	\$2,570,973	\$5,930,362	\$2,000,000	\$1,200,000	\$11,701,335

¹Includes FY 14 and FY 15 (General Fund Appropriation that was extended in FY 2017) and FY 17 appropriations.

²Solicitation process for project selection is in progress.

**MnDOT
State Road
Construction Program (SRC)**

MnDOT STATE ROAD CONSTRUCTION PROGRAM

In developing the 2019-2022 STIP, only federal-aid highway formula funds were subject to the ATP prioritized process. State funded projects are included in the formal STIP for informational purposes and were shared and discussed with the ATPs. MnDOT anticipates a high degree of flexibility in the use of federal or state funding sources for individual projects.

The estimated average annual state funds available for trunk highway construction activities is \$388 million. Actual amounts are slightly higher with a modest level of over programming. However, a portion of those state funds are reserved for statewide initiatives shown in District ATP C.

State funds are available to each MnDOT District to cover the following items in priority order:

1. Match federal dollars received through the ATP process and Federal High Priority Project funding or Allocated funding.
2. Estimate necessary District set-asides to cover supplemental agreements and cost overruns.
3. Estimate of right-of-way needs to cover all trunk highway projects, with appropriate lead time for expenditures. A single account will still be monitored by the MnDOT Office of Land Management. The MnDOT Districts must identify the expenditures for the correct State Fiscal Year (SFY).

4. A prioritized list of all other state funded projects or set-a-sides. This list will include all Municipal Agreement Projects, Bridge and Road Construction Projects and Landscape Partnerships.
5. Estimates for District set-asides to cover internal salaries, external consultant services, project development and program support.

MnDOT's State Road Construction Program (SRC) is legislatively constrained by an annual budget level. The exact budget level can vary by biennium. The STIP program level may not coincide with the SRC budget level if MnDOT is more or less successful than anticipated during the ATP process. If the program level is significantly higher, legislative action would be required to raise the budget level. The STIP is fiscally constrained, but MnDOT's SRC budget includes a level of advance construction programming.

Project totals (all four years of the STIP) for the MnDOT State Road Construction Program (SRC) are provided in Figure A-6. Figure A-7 gives the SRC program totals by District/ATP and year. Totals for the SRC include dollars funded by federal advance construction funds, which may exceed actual federal dollars available in any given year. This is due to the fact that AC can be converted over more than one year.

Figure A-6 STATE ROAD CONSTRUCTION PROGRAM FUNDING BY SOURCE AND YEAR (\$ MILLIONS)					
SOURCE	2019	2020	2021	2022	TOTAL*
FEDERAL FUNDS					
Formula	428	339	334	453	1,554
High Priority Projects (Demonstration)	4	1	0	0	5
Other Federal	6	0	0	0	6
Advance Construction	117	100	7	18	242
Trunk Highway	368	416	409	525	1,718
TOTAL*	922	855	751	996	3,524

*may not total correctly to rounding

Figure A-7 STATE ROAD CONSTRUCTION PROGRAM FUNDING BY DISTRICT/ATP AND YEAR (\$ MILLIONS)					
DISTRICT/ ATP	2019	2020	2021	2022	TOTAL*
1	93	167	186	109	556
2	42	34	37	69	182
3	84	119	67	137	409
4	47	35	36	40	159
6	104	70	63	88	326
7	62	91	63	109	326
8	57	59	41	42	199
SUBTOTAL*	489	577	496	595	2,157
METRO	400	244	209	356	1,210
DISTRICT C	33	34	45	45	157
TOTAL*	922	855	751	996	3,524

*may not total correctly to rounding

Appendix B
System Performance and STIP
Investment Summary

SYSTEM PERFORMANCE AND STIP INVESTMENT SUMMARY

Minnesota State Highway Investment Plan

Projects selected for the STIP are required to be consistent with the 20-Year Minnesota State Highway Investment Plan (MnSHIP). While MnDOT adopted the 2018-2037 MnSHIP in January 2017, the projects selected for the Draft 2019-2022 STIP are consistent with the goals, objectives, and priorities that were developed in the 2014-2033 MnSHIP. These goals, objectives, and performance measures guide the distribution of resources in federal funds and state budget.

For Statewide Performance Programs (SPP) Bridge and Pavement, funding levels for the 2018-2021 STIP were established based on the estimated funding needed to reach MnSHIP's NHS performance objectives. SPP bridge and SPP pavement projects are identified and included in the STIP with an ****SPP**** Smart Code in the project description.

Figure B-1 summarizes the STIP investment categories compared to MnSHIP. The 2019-2022 STIP is, overall, aligned with the investment direction set by 2013 MnSHIP. The largest deviation was Project Support which MnDOT has acknowledged and allocated additional resources and investment in this area.

The charts following Figure B-1 indicate the forecasted bridge condition, Ride Quality Index (RQI), and the Remaining Service Life (RSL) on Interstate National Highway Systems (NHS), Non-Interstate NHS Systems, and Non-NHS Systems.

Even though the program is meeting MnSHIP's goals and objectives for Bridge and Pavement preservations, analysis

indicates that bridge deterioration rate will gradually increase and more miles of roads will be in poor condition by year 2021. MnDOT recognizes the importance of preserving the transportation system and will continue to focus on the issue through all future investment decisions.

Additional information about MnSHIP can be found at www.minnesotago.org.

Federal Performance Targets

MAP-21 established performance-based planning and identified a series of federal performance measures such as safety, pavement, bridge, travel reliability and transit asset management. States are required to develop targets for each measure and the projects selected for the STIP are also required to support achievement of these targets.

To date, MnDOT has established all required federal performance targets. The 2019 calendar year targets for Safety and Transit measures are:

Safety (5-year average 2015-2019):

- Traffic fatalities: 372.2
- Fatality rate: 0.622/100MVMT
- Serious injuries: 1,711
- Serious injury rate: 2.854/100MVMT
- Non-motorized fatalities and serious injuries: 267.5

Transit:

- No more than 10% of equipment inventory exceeds Useful Life Benchmark
- No more than 10% of rolling stock fleet exceeds Useful Life Benchmark

-
- No more than 10% of the facility inventory exceeds Useful Life Benchmark

The two- and four-year targets for Infrastructure, Reliability, and Congestion measures are below. Measures that only require four-year targets for this reporting period are noted:

Infrastructure:

- 50% of NHS bridges in good condition
- 4% of NHS bridges in poor condition
- 55% of Interstate pavement in good condition (four-year target)
- 2% of Interstate pavement in poor condition (four-year target)
- 50% of non-Interstate NHS pavement in good condition
- 4% of non-Interstate NHS pavement in poor condition

Reliability:

- 80% of reliable person miles on the Interstate
- 75% of reliable person miles on the non-Interstate NHS (four-year target)
- Truck travel time reliability index of 1.5

Congestion:

- 6,800 kg/day reduction of CO from on-road source mobile emissions
- 25% non-single occupancy travel
- 8.5 hours/capita of peak hour excessive delay (four-year only)

The MnSHIP investment priorities provide the framework to support the federal performance targets. The MnSHIP identified an investment goal is 3.2% of funds toward safety to continue safety related infrastructure improvements. Infrastructure

improvements alone, though, cannot achieve the goal of TZD or the federal safety targets. Driver behavior is also a critical factor.

A reporting change for serious injuries by the Minnesota Department of Public Safety resulted in a significant increase in the number of serious injuries reported. While the serious injury target and serious injury rate were developed with this reporting change in mind, the reporting change makes comparisons to prior years difficult. It is also unknown if the significant increase in the number of serious injuries will continue or if the number will decline as DPS educates officers on how to report.

Transit providers are required by FTA to have a transit asset management (TAM) plan. The Section 5311 rural transit providers adopted the MnDOT Office of Transit's TAM targets. The Section 5311 projects show how the providers are working toward achieving the state targets. The Section 5307 small urban transit providers, per FTA rules, were not required to be offered to participate as part of the state TAM. They are determining whether to adopt the state TAM targets or develop their own targets as part of their asset management plans.

The MnSHIP identified a combined investment goal of 60.8% of funds toward pavement and bridge condition improvements. The set targets would best position MnDOT to meet its federal and state requirements while also meeting customers' ride quality expectations. MnDOT uses the Bridge Replacement and Improvement Management prioritization tool to identify its bridge investments. The total need amount in Bridge Condition is based on investing in all state highway bridges at optimal points in their life-cycles over the next 20 years. BRIM also accounts for other factors in ranking priority for bridge projects, such as traffic volume, highway classification, and special vulnerabilities.

The MnSHIP also identified an investment goal of 1.2% of funds toward statewide mobility improvements. The work identified included the build out of the majority of MnPASS Express Lanes, and investment in all operational and capital improvements at locations experiencing high travel time delay in Metro and Greater Minnesota.

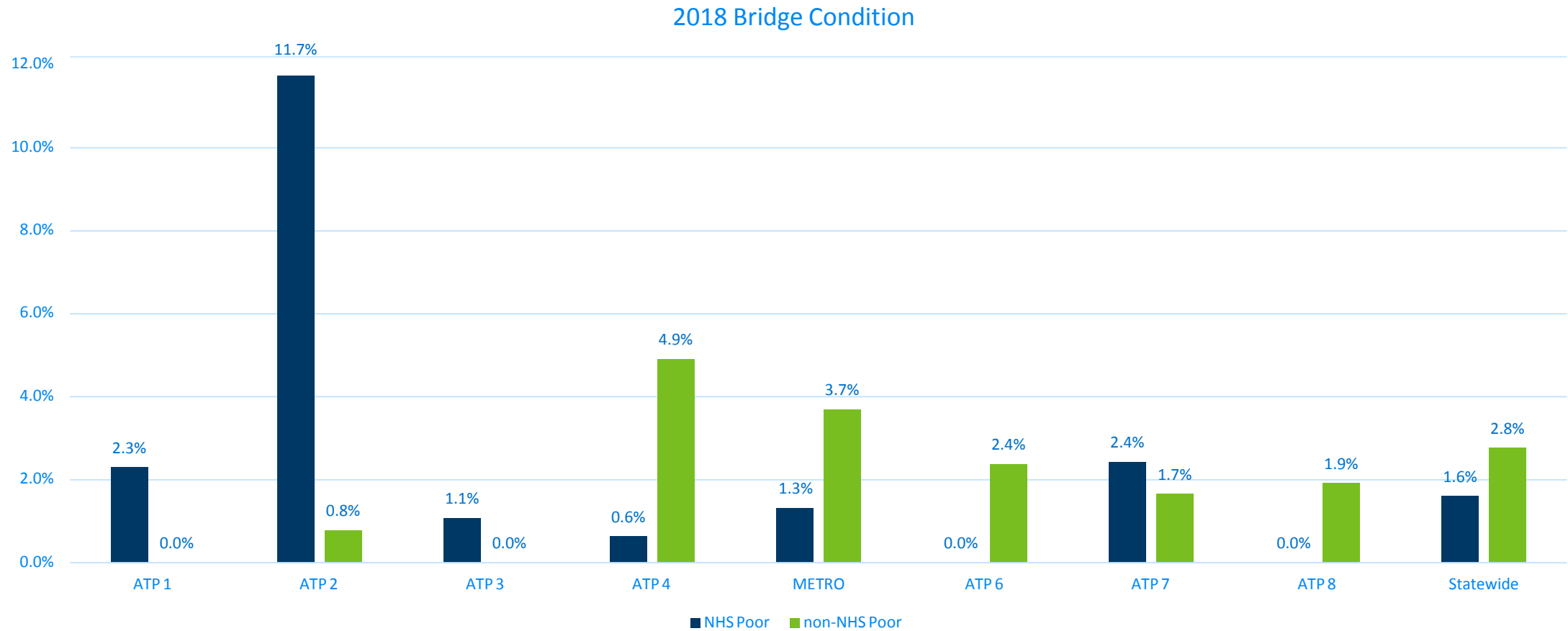
The MnSHIP called for an investment goal of 3.1% of funds toward the maintenance and improvement of bicycle and pedestrian networks. This includes the designation of eight state bikeways and a goal of total ADA-compliance by 2037. MnDOT would also install accessible pedestrian signals at all signalized intersections, and undertake strategic stand-alone projects to fill gaps in the sidewalk network or as part of complete streets projects. MnDOT has completed its Statewide Bicycle System Plan which provides direction on how to support bicycling on Minnesota state highways through partnerships with locals, establishment of a priority bicycle network and traditional investments.

Figure B-1

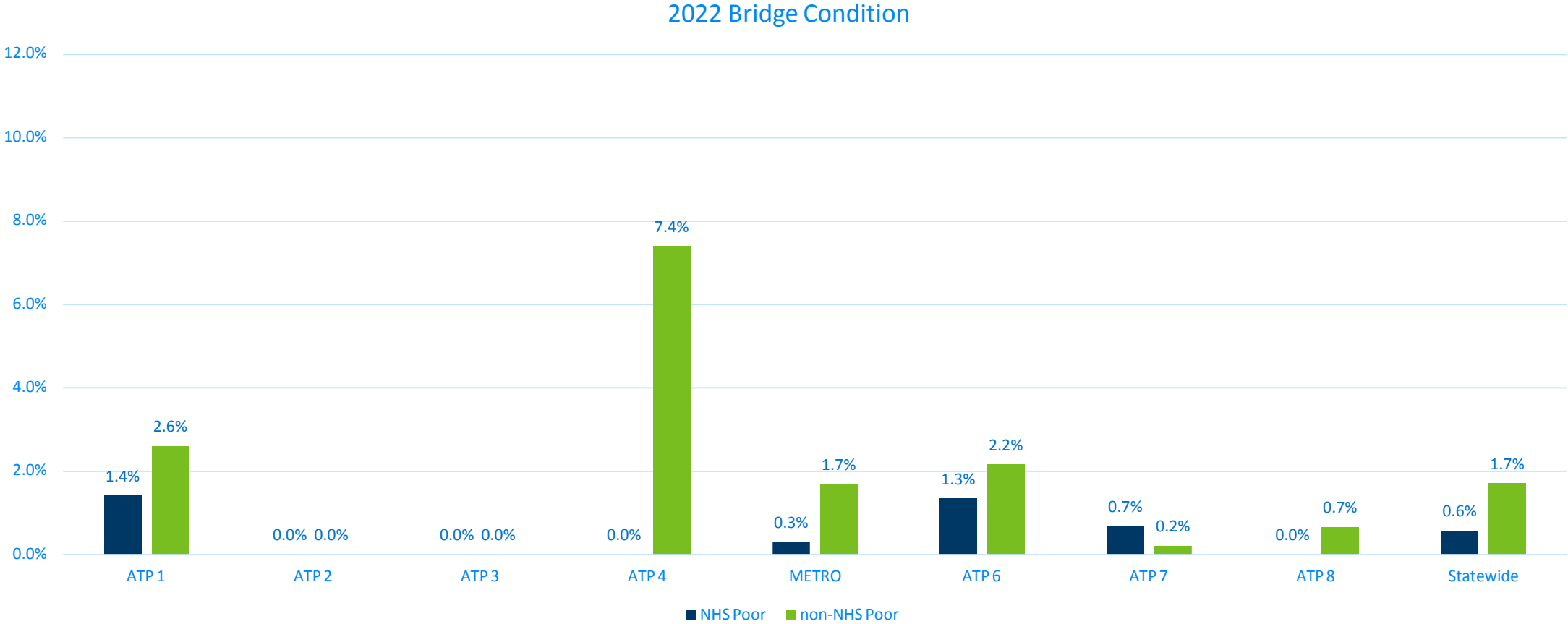
2019 – 2022 STIP Investment Analysis Actual Versus MnSHIP Target Goals

Investment Area	MnSHIP Target Goal: 2019 to 2021	MnSHIP Target Goal: 2022	2019-2022 STIP: Actual
Pavement Preservation	33.5%	47.3%	38.3%
Bridge Preservation	15.6%	8.2 %	13.5%
Roadside Infrastructure	8.7%	6.9%	11.7%
Traffic Safety	4.2%	3.1%	5.8%
Metro Mobility	5.7%	6.8%	8.0%
Greater Minnesota Mobility	0%	1.4%	0.1%
Bicycle Infrastructure	0.8%	0.5%	1.2%
Accessible Pedestrian Infrastructure	1.8%	2.4%	2.2%
Jurisdictional Turnback	0%	1.2%	0.1%
Freight Investments	2.8%	2.7%	0.2%
RCIP	3.3%	1.2%	2.9%
Project Delivery	14.3%	15.7%	14.4%
Small Programs	6.1%	2.8%	1.6%

Current Bridges Poor Condition: NHS and Non-NHS 2018



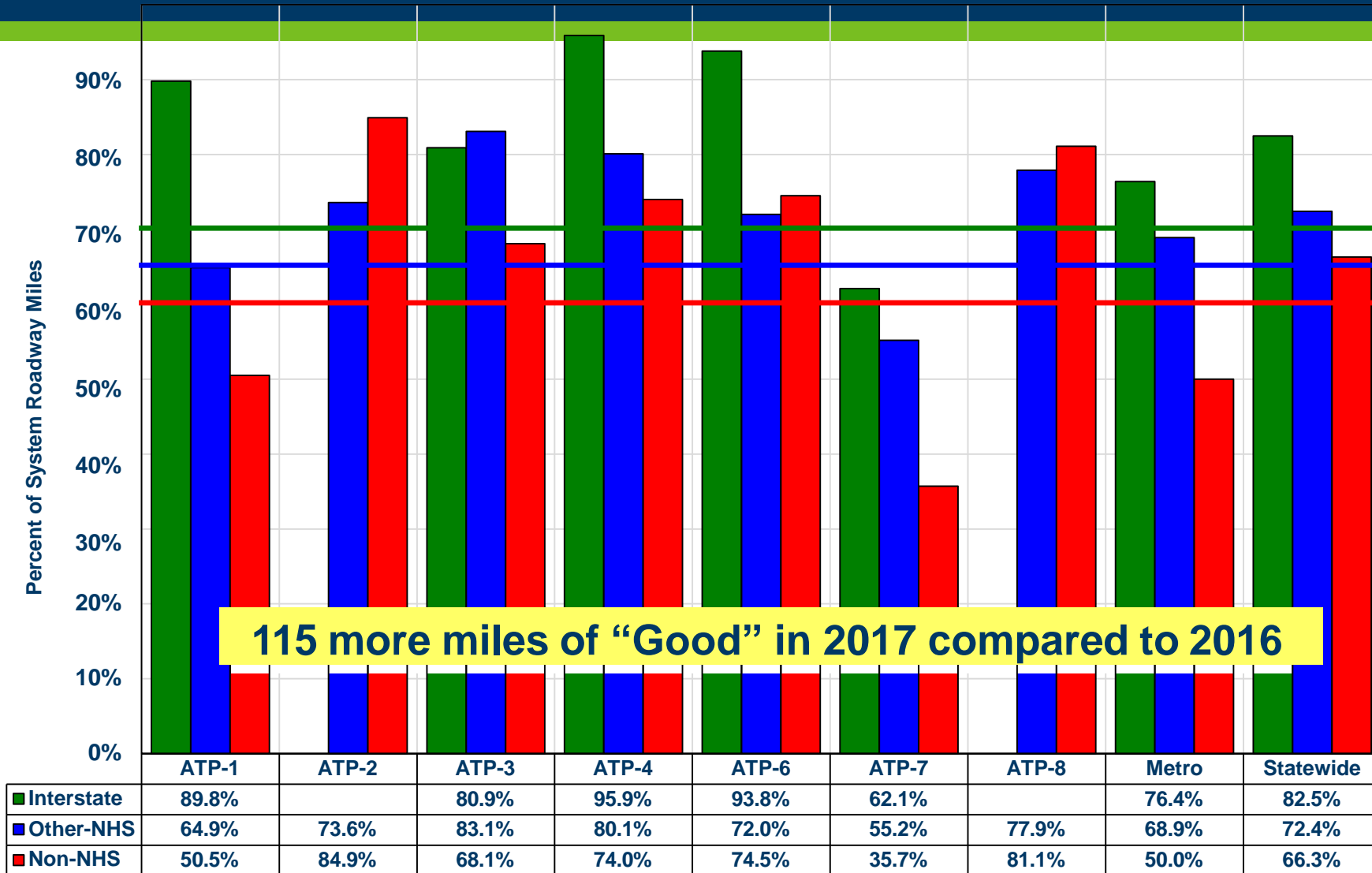
Forecasted Bridges Poor Condition: NHS and nonNHS 2022



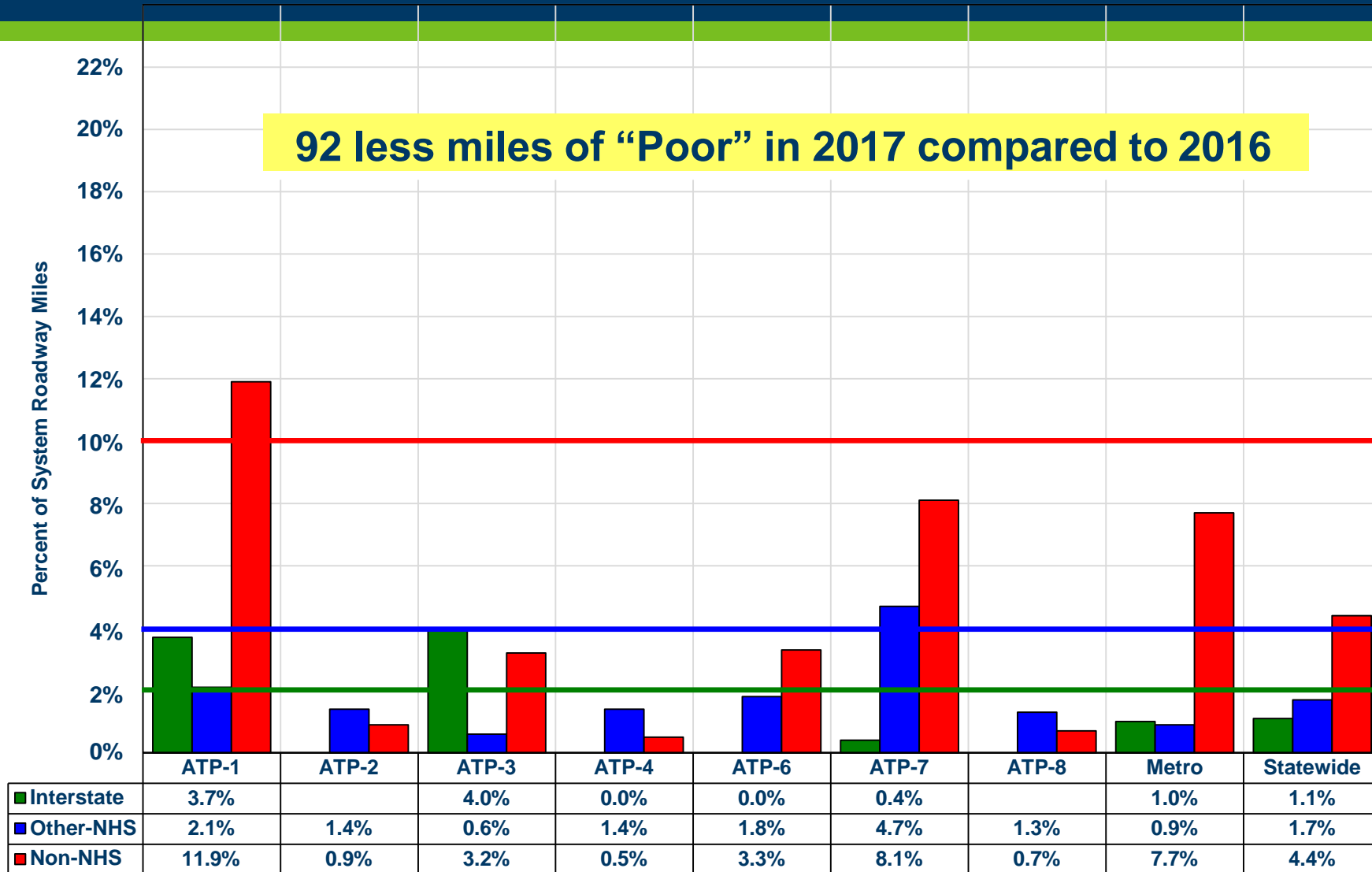
Forecasted Bridges Good Condition – NHS and nonNHS



“Good” Ride Quality Index Comparison of 2017 Data by ATP



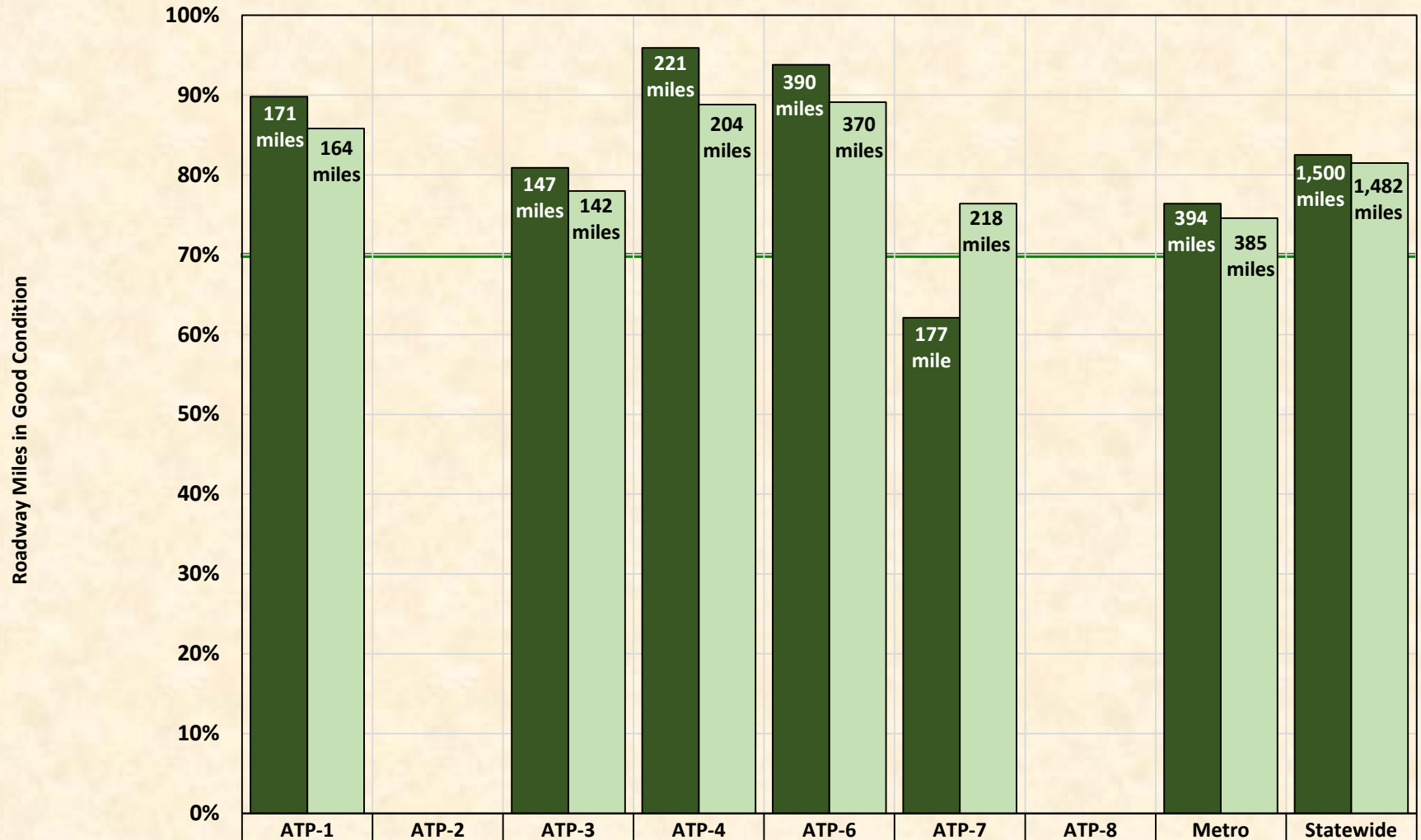
"Poor" Ride Quality Index Comparison of 2017 Data by ATP



Comparison of "Good" Ride Quality Index

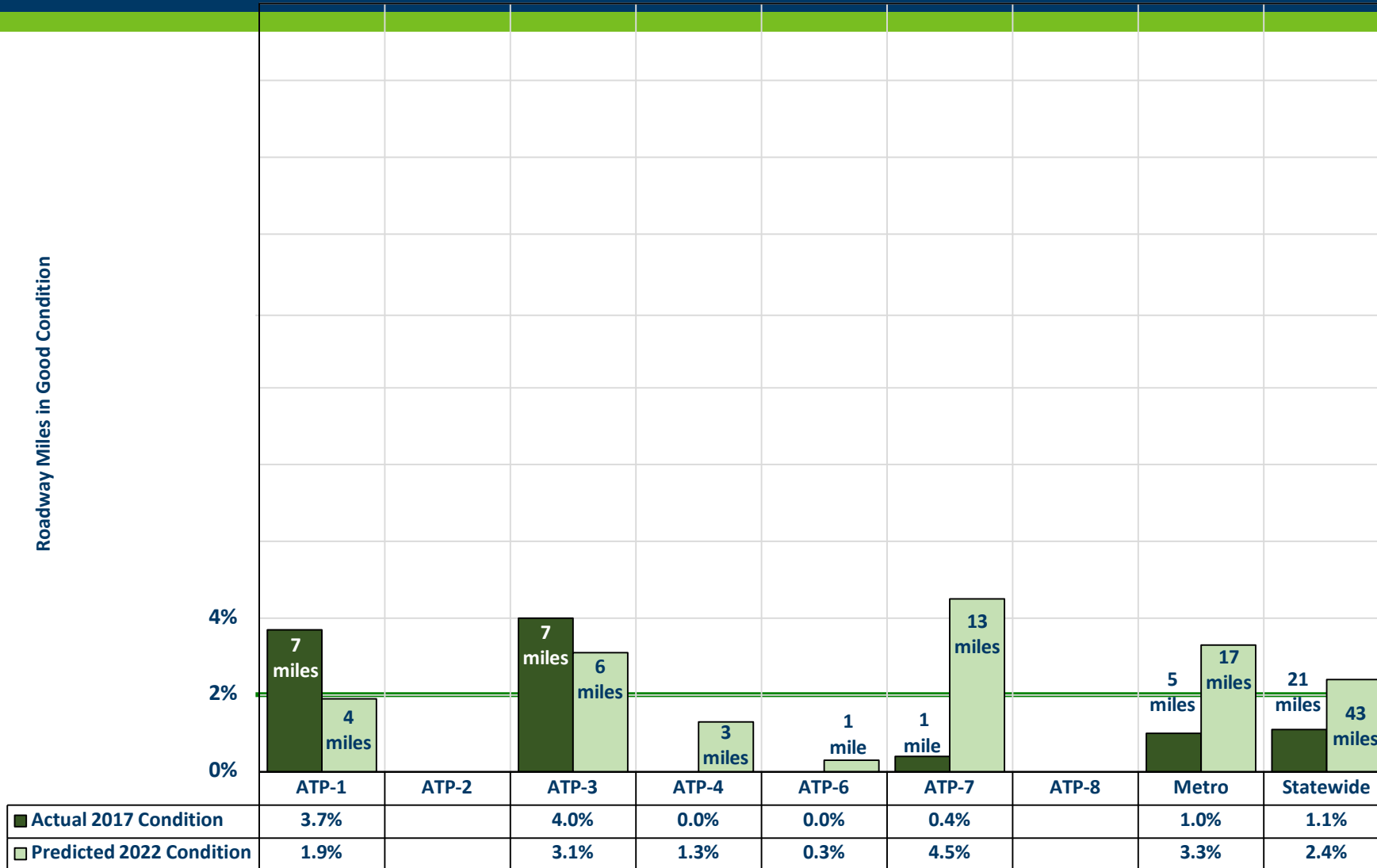
(roadway miles with an RQI greater than 3.0)

Interstate System, Actual 2017 -vs- Predicted 2022 (End of STIP w/Chapt.3)

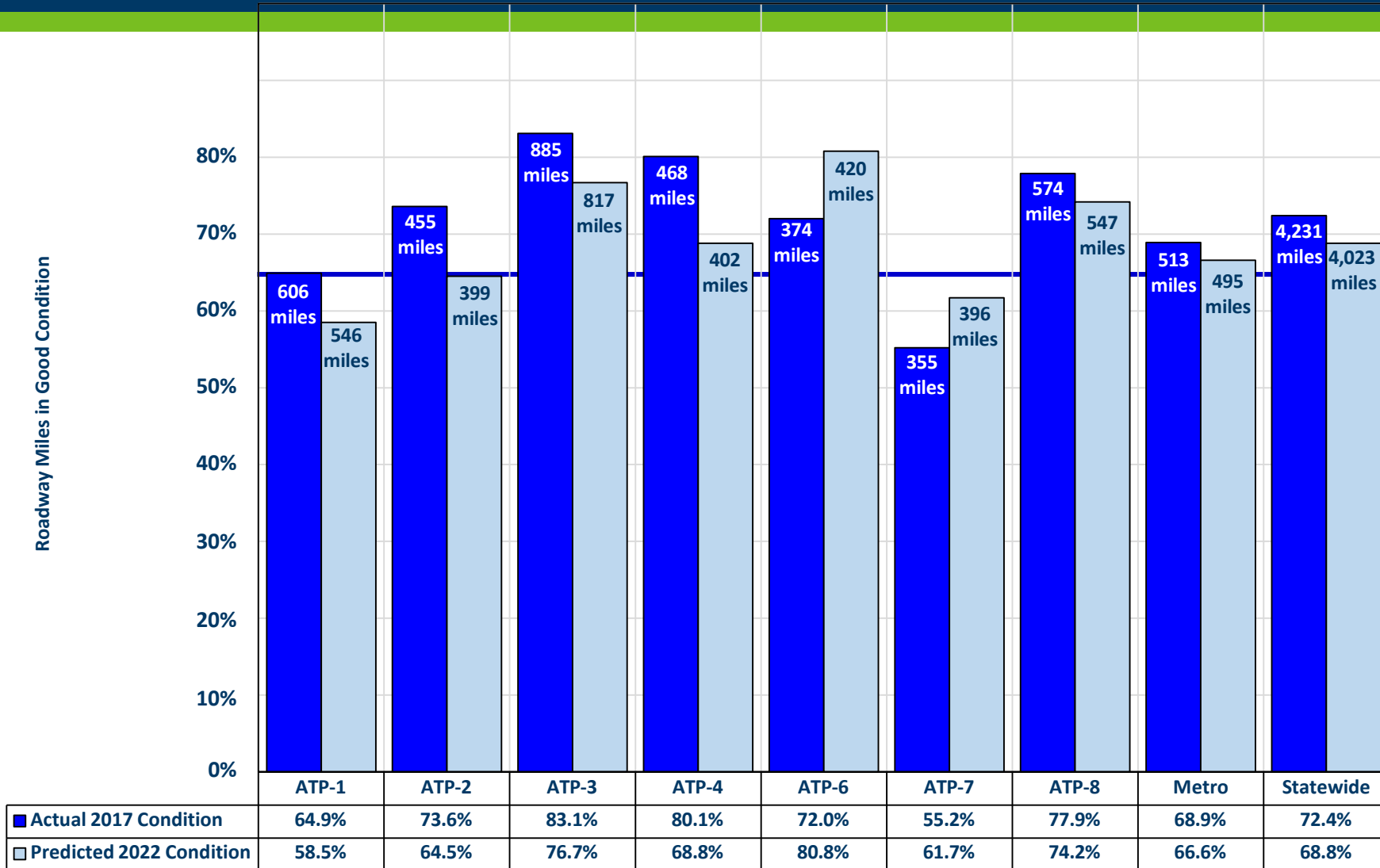


■ Actual 2017 Condition	89.8%		80.9%	95.9%	93.8%	62.1%		76.4%	82.5%
□ Predicted 2022 Condition	85.8%		78.0%	88.8%	89.1%	76.4%		74.6%	81.5%

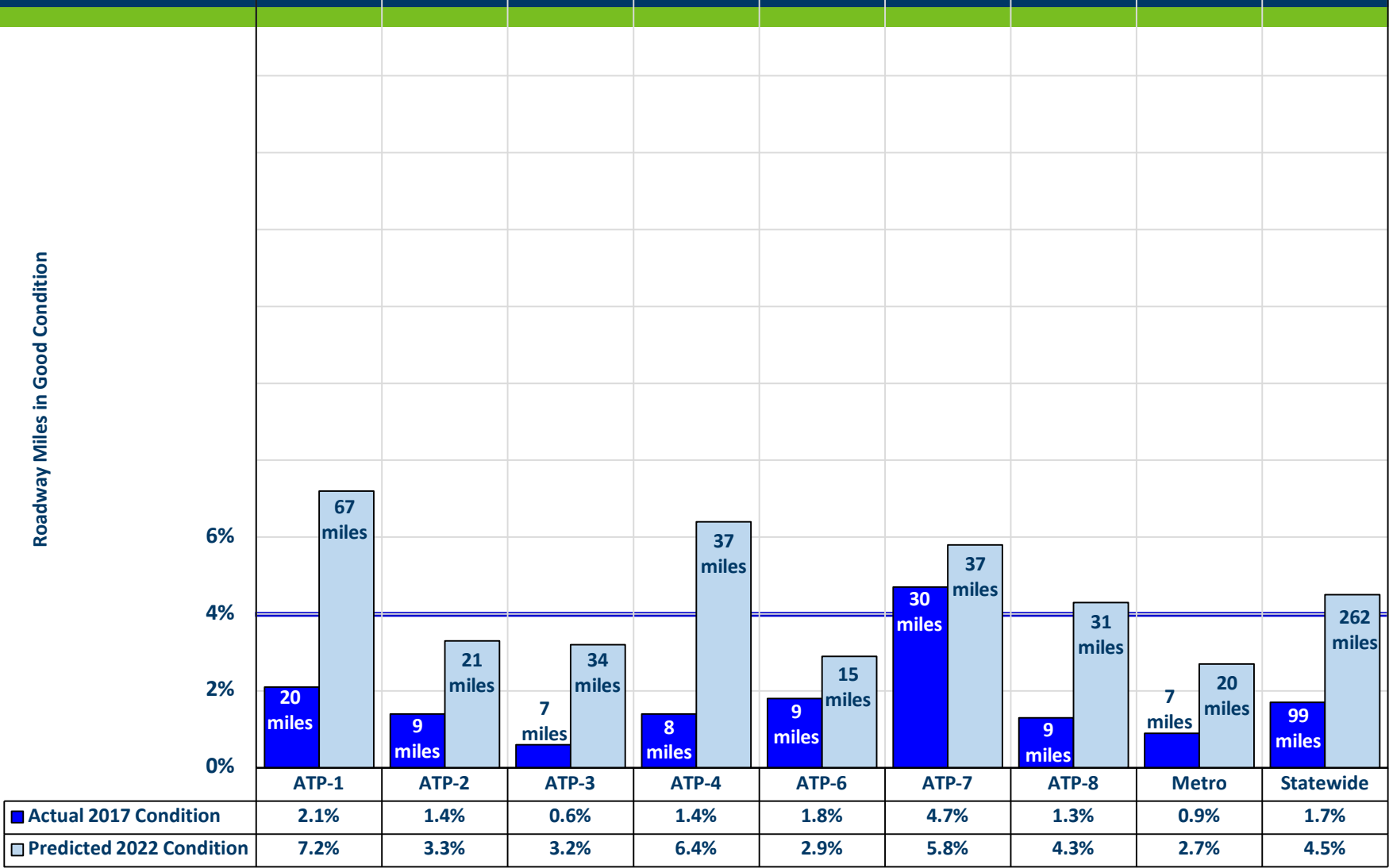
Comparison of "Poor" Ride Quality Index Interstate System Actual 2017 vs Predicted 2022



Comparison of "Good" Ride Quality Index Other NHS Actual 2017 vs Predicted 2022



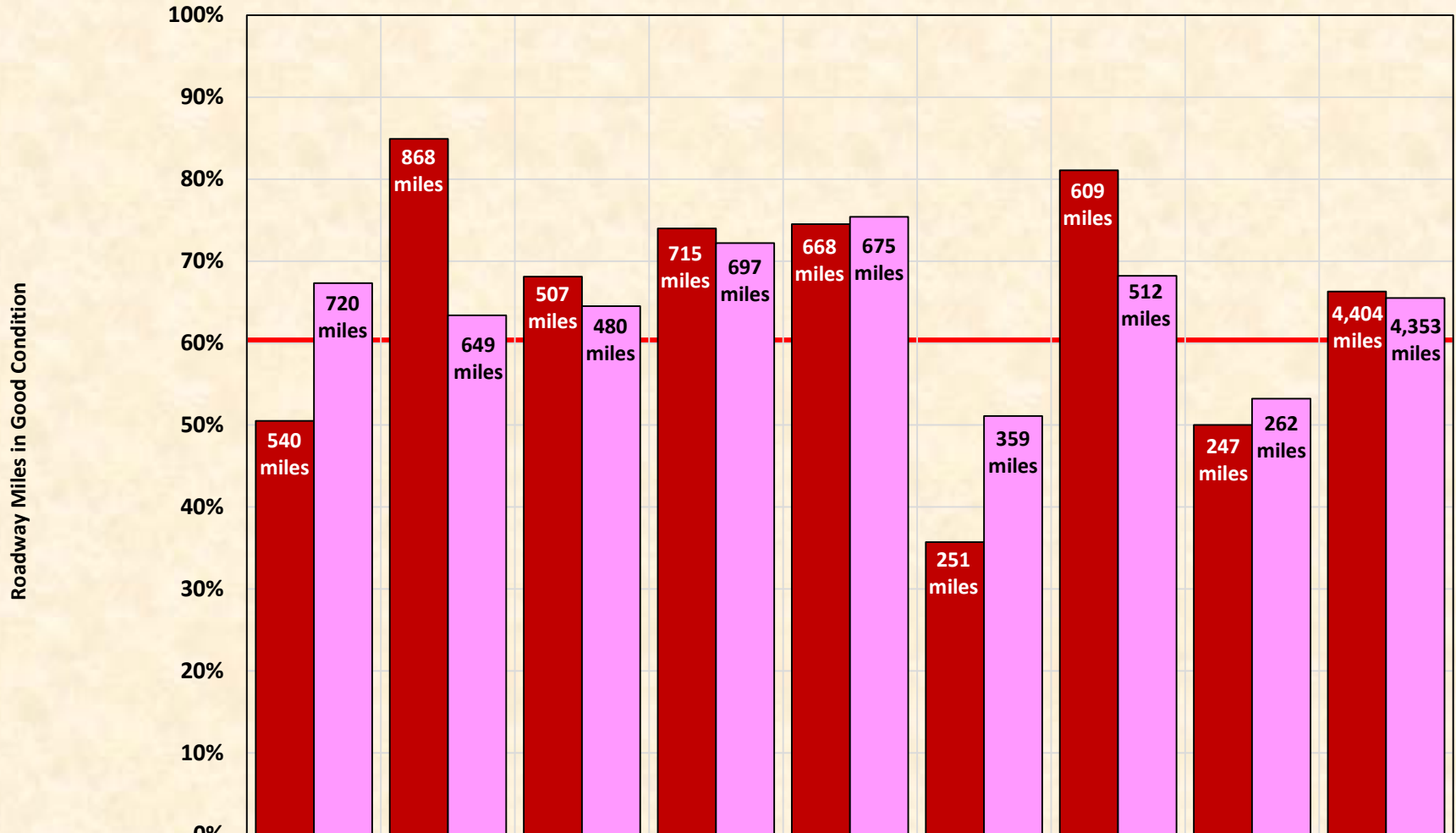
Comparison of "Poor" Ride Quality Index Other NHS System Actual 2017 vs Predicted 2022



Comparison of "Good" Ride Quality Index

(roadway miles with an RQI greater than 3.0)

Non-NHS System, Actual 2017 -vs- Predicted 2022 (End of STIP w/Chapt.3)

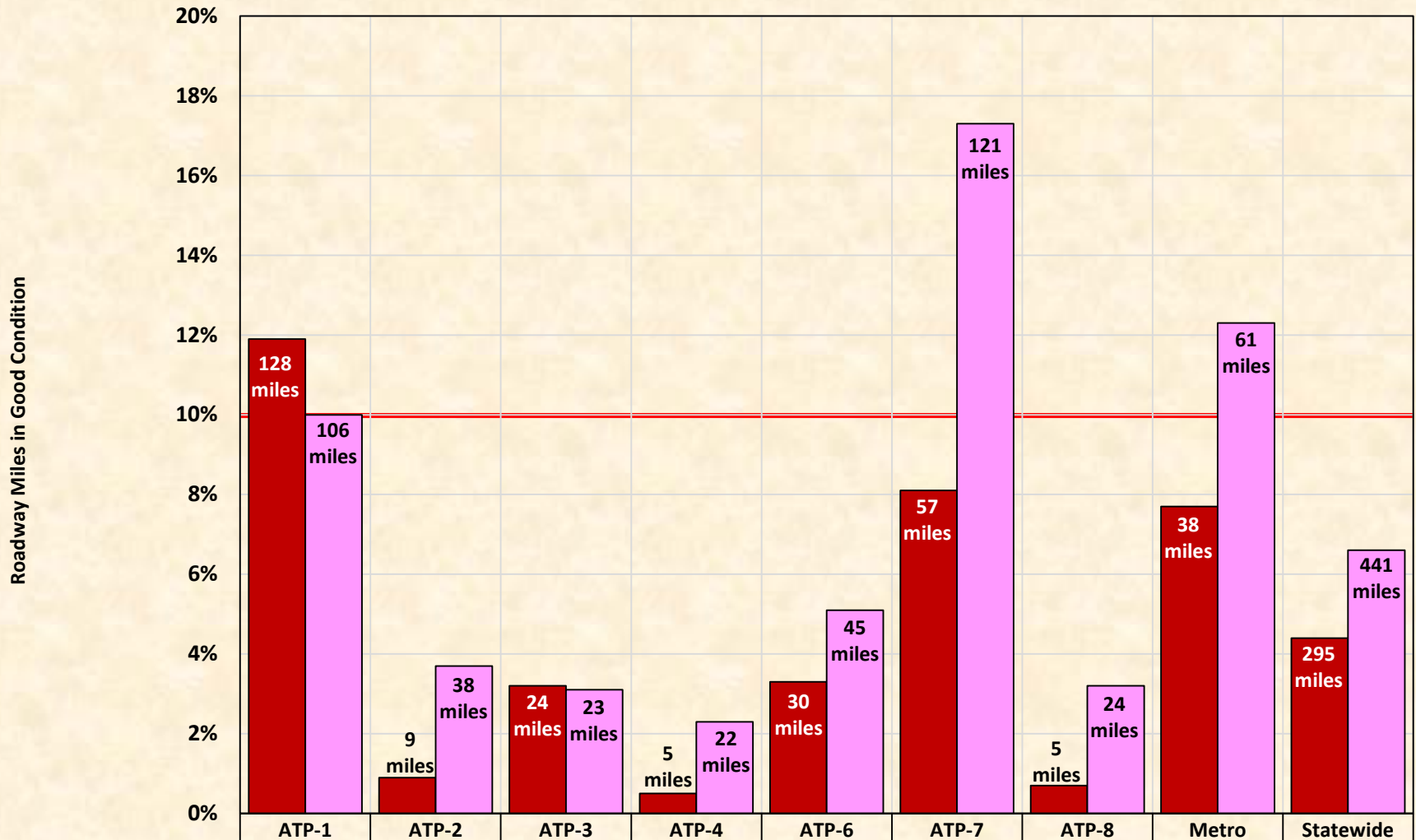


■ Actual 2017 Condition	50.5%	84.9%	68.1%	74.0%	74.5%	35.7%	81.1%	50.0%	66.3%
■ Predicted 2022 Condition	67.3%	63.4%	64.5%	72.2%	75.4%	51.1%	68.2%	53.2%	65.5%

Comparison of "Poor" Ride Quality Index

(roadway miles with an RQI of 2.0 or less)

Non-NHS System, Actual 2017 -vs- Predicted 2022 (End of STIP w/Chapt.3)

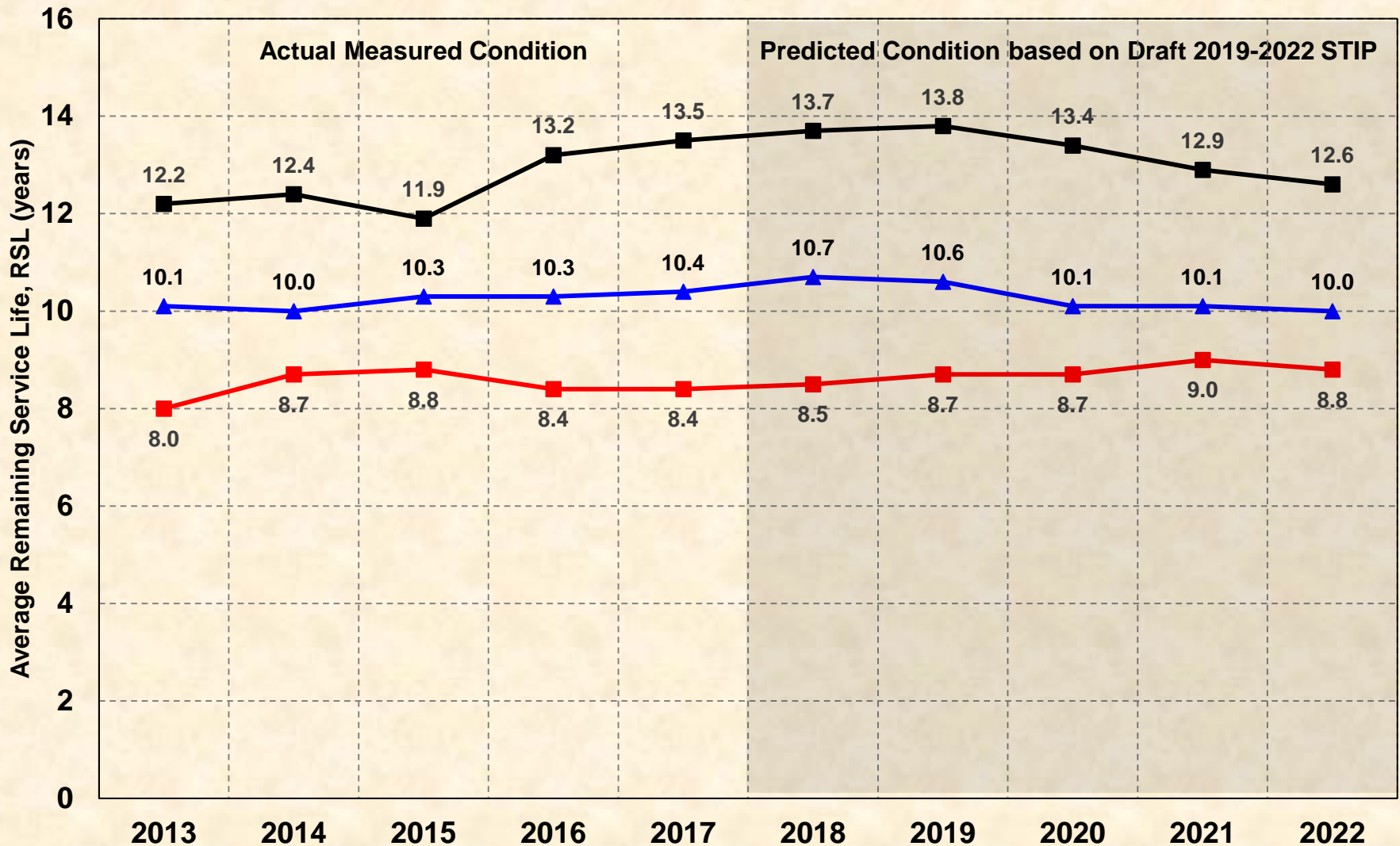


■ Actual 2017 Condition	11.9%	0.9%	3.2%	0.5%	3.3%	8.1%	0.7%	7.7%	4.4%
■ Predicted 2022 Condition	10.0%	3.7%	3.1%	2.3%	5.1%	17.3%	3.2%	12.3%	6.6%

Remaining Service Life (RSL)

(RSL = Years until RQI \leq 2.5)

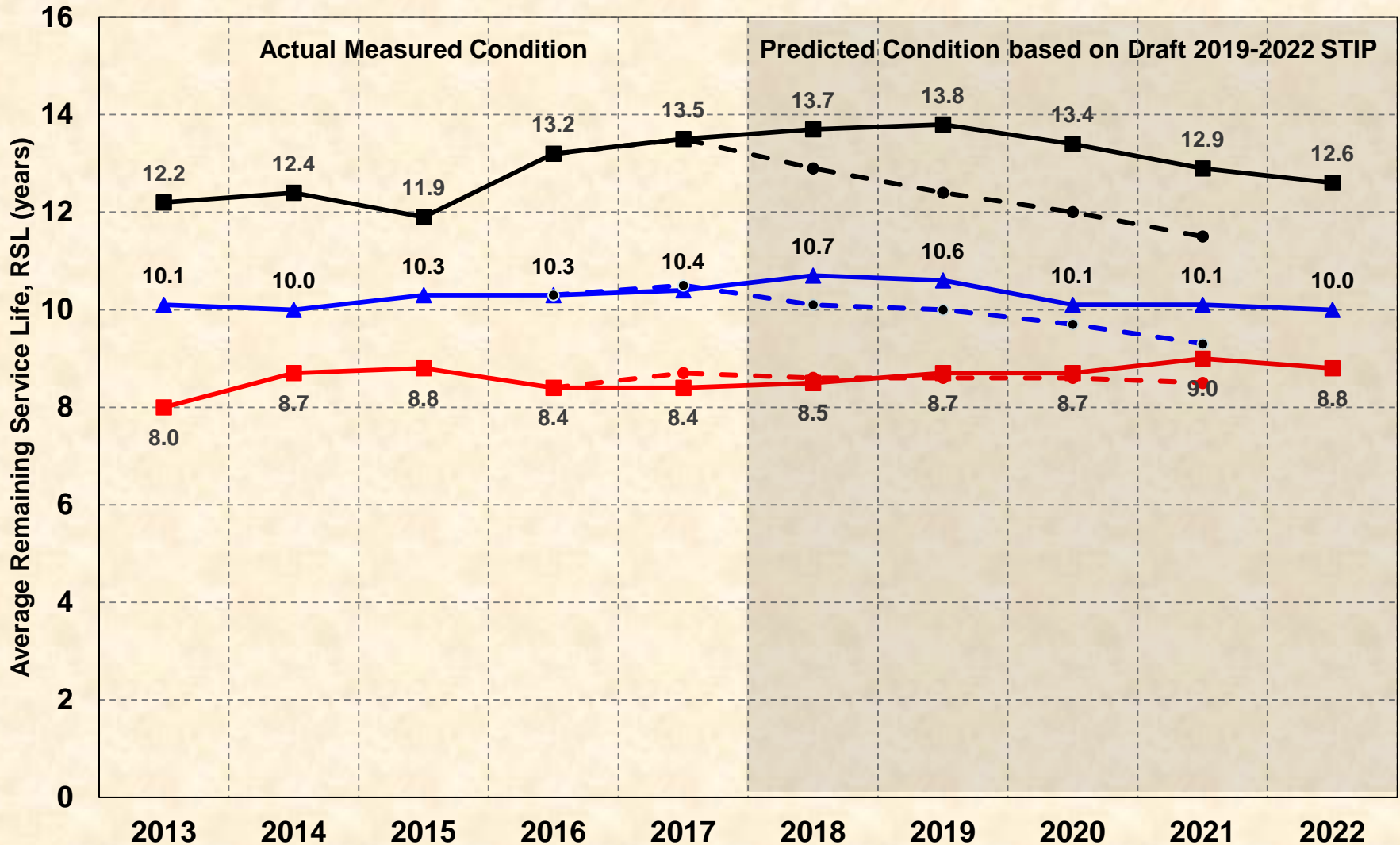
■ Interstate ▲ Other NHS ■ Non-NHS



Remaining Service Life (RSL)

(RSL = Years until RQI \leq 2.5)

■ Interstate ▲ Other NHS ■ Non-NHS



Appendix C
MnDOT's Detailed Federal
Fiscal Constraint Plan

Detailed Federal Fiscal Constraint Plan

The Detailed Federal Fiscal Constraint Plan in Figure C-1 shows how MnDOT will be managing Advance Construction (AC) from 2019 through 2022. AC conversions (Paybacks) identified in the STIP are referred to as “Planned AC Conversion.” District/ATPs have identified and planned for these project conversions. Along with STIP identified “Planned AC”, the Office of Financial Management manages the program on a statewide basis using AC to provide for greater financial flexibility and to manage cash flow.

History shows that projects exceeding \$1 million are more likely to be paid out over more than one year. Recent project expenditure payouts are more in line with 50% in the first year, 40% in the second year, and 10% in the third year. For this reason, many projects can be adjusted to more closely reflect the actual timing of these expenditures. Use of these rates on additional AC projects allows MnDOT to maximize the use of Federal funding. The Office of Financial Management manages the conversions of these projects on a statewide basis and refers to these projects as “Managed AC Conversions.”

Both “Planned AC Conversions” and “Managed AC Conversions” are generally processed based on the same criteria. The “unbilled” amounts usually determine the amount of AC that will be converted. The “unbilled” amounts are costs MnDOT has already incurred and have not yet invoiced FHWA for reimbursement because the project currently does not have any or enough federal funds obligated. Although the amount of “unbilled” is a driving factor in processing conversions, there are other important factors that can determine which AC to convert. These include, but are not limited to, the availability of

apportionments and the amount of available obligation authority received to date.

Figure C-1 illustrates how AC is used to manage MnDOT’s program. Lines (1) through (3) come from the STIP. Line (1) is the total Federal formula funds in the STIP for each year. Line (2) represents the amount of regular funds in the STIP total. Line (3) is the amount of “Planned AC Conversions” in the STIP total. Line (4) shows the planned amount of Line (2) for new *managed AC* for the current year. Line (4a) is the new managed AC percentage of regular federal funds. Line (5) is 50% of the new *managed AC* from the current year. Line (6) is 40% of the new *managed AC* from the prior year. Line (7) is 10% of the new *managed AC* from 2 years back. Lines (5) through (7) total the amount of managed AC in that state fiscal year. Line (8) is the difference between lines (2) and (4) representing the forecasted sum of the projects that are expected to use 100% of their Federal funds in that year. Line (9) is the same as line (3). Line (10) comes from analysis of the Planned Conversions which are anticipated to convert at a different rate than the expected 50% - 40% - 10%. Line (10) is the sum of lines (5) through (7). Line (11) is the managed AC carry forward from prior years. As figure C-1 illustrates, all prior year’s AC will be totally converted in state fiscal year 2019 (no carry forward to 2020).

MnDOT plans to continue its use of AC as a financial management tool. MnDOT’s intention is to encourage the use of AC by the District/ATPs when projects can be packaged or completion of a project will occur over more than one construction season. At the same time, MnDOT will centrally manage AC to ensure sound financial management.

Figure C-1
Minnesota Detailed Financial Plan 2019-2022
(\$ - Millions)

	SFY 2019			SFY 2020			SFY 2021			SFY 2022		
	TH	SA	Total	TH	SA	Total	TH	SA	Total	TH	SA	Total
(1) STIP Total	490	193	683	460	214	674	444	234	677	474	224	697
(2) Regular Federal Funds (RFF)	427	166	592	332	180	512	334	204	538	453	213	666
(3) AC Conversions Planned	63	27	90	127	34	161	110	29	139	21	11	31
New Managed AC												
(4) Managed Regular Federal Funds	152	59	211	88	48	136	78	48	125	97	46	142
(4a) % of RFF Required for Fiscal Constraint			36%			27%			23%			21%
Conversions of New Managed AC												
(5) Year 1 = 50%	76	30	105	44	24	68	39	24	63	48	23	71
(6) Year 2 = 40%	0	0	0	61	24	84	35	19	54	31	19	50
(7) Year 3 = 10%	0	0	0	0	0	0	15	6	21	9	5	14
Subtotal	76	30	105	105	47	152	89	49	138	88	47	135
Actual Needs												
(8) Regular Federal Funds	275	107	382	244	132	377	256	157	413	356	167	523
(9) Planned Conversions	63	27	90	127	34	161	110	29	139	21	11	31
(10) Managed Conversions – New	76	30	105	105	47	152	89	49	138	88	47	135
(11) Managed Conversions – Carry forward	20	78	98	0	0	0	0	0	0	0	0	0
Total Actual Needs	434	242	675	476	214	690	455	235	690	465	225	690

Lines 1-3 can be found in the STIP

Line 4 and 4(a) represents the amount of new AC projects (Line 2 x %)

Lines 5-7 represent the amount of conversions that will occur as related to the new AC (Line 4 x 50/40/10%) TH = Trunk Highway, SA = State Aid

Line 8 shows the net amount of regular federal funds that will be used (Line 2 minus Line 4)

Line 9 shows the conversions requested by the ATP's (Line 3)

Line 10 is the amount of conversion that will occur based on historical assumption (Lines 5-7)

Line 11 is the amount of the conversion that will occur due to carry forward AC conversions

Minnesota Projected Levels of AC

The Federal AC shown in Figure C-2 shows the projected level of AC MnDOT will be carrying at the end of each state fiscal year. The ending level of AC includes those projects that were authorized by the Federal Highway Administration (FHWA), have been let, awarded and encumbered by the State. The state fiscal year runs from July 1 to June 30. Trunk Highway Projects that are authorized by FHWA but have not gone through the final process of encumbrance are not counted in the year Ending Balance of AC. The AC Beginning Balance comes from the previous years ending balance. New AC – Planned can be found in the STIP.

New AC – Managed, Managed Conversions, as well as the Planned Conversions can be found in the Minnesota Detailed Financial Plan, Figure C-1.

The strategy of using Managed AC on projects that were not planned to be Advance Constructed through the normal process allows MnDOT to manage through a time when Federal Funding could be uncertain. This practice will allow MnDOT to be able to absorb a reduction in Federal funds in a year and not have to reduce the short term program, but make the necessary corrections in the following year(s). Once current year Federal funds become available MnDOT will reevaluate the need to AC projects that fall in this group.

FIGURE C-2				
MINNESOTA FEDERAL ADVANCE CONSTRUCTION FORECAST (\$ MILLIONS)				
SFY	2019	2020	2021	2022
AC Beginning Balance	195	270	208	69
New AC – Planned	158	116	12	22
New AC – Managed	211	136	125	142
AC Sub-Total	564	522	346	233
Less: AC Conversions – Planned	(90)	(161)	(139)	(31)
Less: AC Conversions – Managed	(203)	(152)	(138)	(135)
Ending AC Balance	270	208	69	67

Excludes State Aid Earmarks

Appendix D

Federal Lands Program

FEDERAL LANDS PROGRAM

The Federal requirement under Title 23 U.S.C. § 204 requires that a Federal Lands Transportation Improvement Program (TIP) be developed as part of the transportation planning process for Federal Lands projects.

The Final 2017-2020 Eastern Federal Lands (EFL) TIP was approved on October 20, 2016 and is included in the STIP.



FY2018-FY2021 Transportation Improvement Program

Federal Highway Administration
Eastern Federal Lands Highway Division

Last Printed: 13-Dec-17

PROJECT	PROGRAM FISCAL YEAR	STATE	COUNTY	PARK, REFUGE, FOREST OR OTHER PARTNER/AGENCY	DESCRIPTION	TYPE OF WORK	PRIMARY FUND SOURCE	TOTAL PROGRAMMED AMOUNT	FUNDS FROM TITLE	DELIVERED BY	STATUS	CONGRESSIONAL DISTRICT	FLMA REGION
Alabama													
AL_FLAP_CVNGTN_BR(1)	2018	AL	Covington	USFS, Conecuh National Forest	Replace six 3-ton weight restricted bridges in Covington County, AL.	BRRP	FLAP	\$797,579.50	Title 23	LOCAL	In Design	AL-02	USFS_R8
AL_FLAP_DCNR_CHEA(1)	2018	AL	Cleburne and Clay	USFS, Talladega National Forest	Repair scour/erosion damage, resurface, patch, and minor drainage improvements to Cheaha Rd.	3RH_3RL	FLAP	\$816,000.00	Title 23	STATE	In Design	AL-03	USFS_R8
AL_FLAP_TALLADEGA_BR(1)	2018	AL	Talladega	USFS, Talladega National Forest	Bridge replacement south of Talladega, Alabama on Berney Station Road.	BRRP	FLAP	\$417,920.00	Title 23	STATE	In Design	AL-03	USFS_R8
NP_NATR_2A18_2B7_2C6_2D12	2019	AL	Colbert; Lauderdale	Natchez Trace Parkway	Overlay park road from MP 316.55 to MP 334.55	2R	FLTP	\$5,211,990.00	Title 23	EFLHD	Planned	MS-01	NPS_SE
FW_WHEE_15(1)	2020	AL	Madison, Limestone	Wheeler National Wildlife Refuge	Rehabilitate Rockhouse Road (Route 15).	3RH	FLTP	\$1,200,000.00	Title 23	EFLHD	Planned	_VARIOUS	FWS_R4
Arkansas													
FW_FELS_11(1)	2018	AR	Ashley	Felsenthal National Wildlife Refuge	Rehab Pine Island Rd (RT 11)	3RL	FLTP	\$1,461,383.00	Title 23	EFLHD	In Design	AR-04	FWS_R4
NP_BUFF_0107(1)	2018	AR	Newton	Buffalo National River	Repair Ponca Low Water Bridge deficiencies	BRRH	FLTP	\$285,000.00	Title 23	EFLHD	In Design	AR-01	NPS_MW
AR_ERFO_BUFF_2015-1(1)	2019	AR	Marion	Buffalo National River	ERFO repairs and realignment of Lost Valley Rd., trail and parking area at Buffalo National River.	4R	ERFO	\$935,756.00	Title 23	EFLHD	In Design	AR-03	NPS_MW
AR_ERFO_BUFF_2015-1(2)	2019	AR	Marion	Buffalo National River	ERFO repairs to low water crossings in Cove Creek, Erbie Crossing and Erbie Compton Rd.	4R	ERFO	\$2,855,857.00	Title 23	EFLHD	In Design	AR-03	NPS_MW
FW_BAKN_100(1)	2020	AR	White	Bald Knob National Wildlife Refuge	Rehabilitate Granary South Road (Route 100).	3RH	FLTP	\$1,100,000.00	Title 23	EFLHD	Planned	AR-02	FWS_R4
Arizona													
AZ_FTFW_BUAL_10(3)_11(1)	2019	AZ	Pima	Buenos Aires National Wildlife Refuge	Resurf Entrance Rd; replace 2 small pipes & HW. Rehab Pronghorn Dr, low water Xings, replace 1 pipe.	3RH_3RL	FLTP	\$2,500,000.00	Title 23	EFLHD	Planned	AZ-03	FWS_R2
District of Columbia													
DC_FLAP_DOT_TILDN(1)	2018	DC	District of Columbia	Rock Creek Park	Const. trail Tilden St. & crosswalk to Peirce Mill Spring House.	MISC	FLAP	\$200,000.00	Title 23	EFLHD	In Design	-	NPS_NC
GWMP_11(4)	2018	DC	District of Columbia	George Washington Memorial Parkway	Rehabilitation of the Arlington Memorial Bridge	BRRC	OTHER	\$150,000,000.00	Title 23	EFLHD	In Acquisitions	-	NPS_NC
GWMP_11(7)	2018	DC	District of Columbia	George Washington Memorial Parkway	Emergency Shoring for Arlington	BRRH	FAST	\$5,300,000.00	Title 23	EFLHD	In Acquisitions	-	NPS_NC



FY2018-FY2021 Transportation Improvement Program

Last Printed: 13-Dec-17

Federal Highway Administration
Eastern Federal Lands Highway Division

PROJECT	PROGRAM FISCAL YEAR	STATE	COUNTY	PARK, REFUGE, FOREST OR OTHER PARTNER/AGENCY	DESCRIPTION	TYPE OF WORK	PRIMARY FUND SOURCE	TOTAL PROGRAMMED AMOUNT	FUNDS FROM TITLE	DELIVERED BY	STATUS	CONGRESSIONAL DISTRICT	FLMA REGION
NACE_17(2)_18(2)_ETC	2018	DC	District of Columbia	East Fort DuPont	Resurface, restore RTs 17, 18, 19, 118, and 206 in Forts DuPont and Davis	3RH	FLTP	\$3,866,000.00	Title 23	EFLHD	In Design	-	NPS_NC
NP_WHHO_Lafayette_Pk	2018	DC	District of Columbia	White House - President's Park	Reset 7,000 square feet of brick sidewalks within Lafayette Park.	MISC	NPS	\$331,000.00	Title 54	EFLHD	In Design	-	NPS_NC
DC_FLAP_DOT_GALWY(1)	2019	DC	District of Columbia	Rock Creek Park	Construct a trail along Galloway Street	MISC	FLAP	\$500,000.00	Title 23	EFLHD	In Design	-	NPS_NC
JFK1(2)_NAMA16(2)TRL	2019	DC	District of Columbia	Kennedy Center / NPS	Kennedy Center Ped/Bicycle Trail & Rehab Rock Creek & Potomac Pkwy	3RL	FLTP	\$2,700,000.00	Title 23	EFLHD	In Design	-	NPS_NC
NP_NAMA_20(2)_ETC	2019	DC	District of Columbia	National Mall & Memorial Parks	17th St, EB & WB Ind Ave, and E&W Tidal Basin Turnaround Pvm rehab.	3RL	FLTP	\$5,415,585.00	Title 23	EFLHD	In Design	-	NPS_NC
WHHO_400(1)_413(1)_ETC	2019	DC	District of Columbia	White House - President's Park	Resurfacing Ellipse, South Grounds Road and associated connection roads.	3RL	NPS	\$1,233,000.00	Title 54	EFLHD	In Design	-	NPS_NC
CHOH_238(1)	2020	DC	District of Columbia	Chesapeake & Ohio Canal National Historical Park	Fletcher's Boathouse ent. relocation & replace Structure No. 3100-029P	4R	FLTP	\$2,400,000.00	Title 23	EFLHD	In Design	-	NPS_NC
NAMA_11(6)	2020	DC	District of Columbia	National Mall & Memorial Parks	Rehab Inlet Bridge (3400-033)	BRRH	FLTP	\$1,002,759.00	Title 23	EFLHD	In Design	-	NPS_NC
NAMA_11(7)	2020	DC	District of Columbia	National Mall & Memorial Parks	Rehabilitate Ohio Dr, W Basin Dr & WB to EB Turnaround	3RL	FLTP	\$2,810,000.00	Title 23	EFLHD	Planned	-	NPS_NC
ROCR_15(2)	2020	DC	District of Columbia	Rock Creek Park	Joyce Rd Bridge at Military Rd Reconst	BRRC	FLTP	\$1,500,000.00	Title 23	EFLHD	In Design	-	NPS_NC
ROCR_503(1)	2020	DC	District of Columbia	Rock Creek Park	Waterside Dr. Rdway Reconst & street light replacement & misc	3RH_BRRP	FLTP	\$1,600,000.00	Title 23	EFLHD	In Design	-	NPS_NC
NAMA_12(3)	2021	DC	District of Columbia	National Mall & Memorial Parks	Rehab Outlet Bridge & resurface East Basin Dr.	3RL_BRRH	FLTP	\$4,763,776.00	Title 23	EFLHD	In Design	-	NPS_NC
NAMA_21(2)_501(3)	2021	DC	District of Columbia	National Mall & Memorial Parks	15th St & Jefferson Dr Resurfacing	3RL	FLTP	\$4,248,149.00	Title 23	EFLHD	Planned	-	NPS_NC
NP_ROCR_24(2)	2021	DC	District of Columbia	Rock Creek Parkway	Piney Branch Parkway Northwest pavement & drainage rehab.	3RH	FLTP	\$3,000,000.00	Title 23	EFLHD	Planned	-	NPS_NC
ROCR_12(1)_19(1)	2021	DC	District of Columbia	Rock Creek Park	Rehab Wise & Glover Roads	3RL	FLTP	\$2,124,000.00	Title 23	EFLHD	Planned	-	NPS_NC
ROCR_14(1)_17(1)	2021	DC	District of Columbia	Rock Creek Park	Light pave rehab & replace drainage system on Bingham and Morrow Dr	3RL	FLTP	\$1,191,000.00	Title 23	EFLHD	Planned	-	NPS_NC
ROCR_BMS_(1)	2021	DC	Washington DC	Rock Creek Park	Rehab Structures 3450-029P, 033P, 004P, 012P and 013P	BRRH	FLTP	\$1,990,000.00	Title 23	EFLHD	In Design	-	NPS_NC



FY2018-FY2021 Transportation Improvement Program

Last Printed: 13-Dec-17

Federal Highway Administration
Eastern Federal Lands Highway Division

PROJECT	PROGRAM FISCAL YEAR	STATE	COUNTY	PARK, REFUGE, FOREST OR OTHER PARTNER/AGENCY	DESCRIPTION	TYPE OF WORK	PRIMARY FUND SOURCE	TOTAL PROGRAMMED AMOUNT	FUNDS FROM TITLE	DELIVERED BY	STATUS	CONGRESSIONAL DISTRICT	FLMA REGION
Florida													
FL_FLAP_LEON_375(1)	2018	FL	Leon	USFS/Apalachicola National Forest	Add 2 bike lanes & Overlay/re-stripe Leon Co. Rd. 375 8.3miles.	3RL	FLAP	\$1,020,000.00	Title 23	LOCAL	In Design	FL-05	USFS_R8
Florida/Mississippi													
NP_GUIS_11(3)_12(3)_LC	2018	FLMS	Jackson	Gulf Islands	To perform emergency pavement repairs in Gulf Islands Road as a result of Hurricane Nate	3RH	FLTP	\$200,000.00	Title 23	EFLHD	In Acquisitions	MS-04	NPS_SE
Georgia													
NP_CHCH_10(2)_14(1)	2018	GA	Catoosa, Dade, & Walker	Chickamauga and Chattanooga National Park	Reconstruction 0.91 miles of Route 10 McFarland Gap Road & 1.98 miles of Route 14 Reeds Bridge Road	3RH	FLTP	\$3,300,017.00	Title 23	EFLHD	In Design	GA-06	NPS_SE
FS_Line_Branch_Culvert(1)	2019	GA	Fannin	Chattahoochee National Forest	Replacement of Old Culvert	MISC	FLTP	\$17,250.00	Title 23	USFS	In Design	GA-04	USFS_R8
NP_CHCH_102(1)_503(1)	2021	GA	Catoosa	Chickamauga Chattanooga National Park	Reconstruction of 1.96 Miles of Rt. 102 Brotherton Rd. and 0.78 Miles of Rt. 503 of Glenn Viniard Rd	3RH	FLTP	\$1,859,577.00	Title 23	EFLHD	Planned	GA-14	NPS_SE
Georgia/Tennessee													
NP_CHCH_500(1)_501(1)_ETC	2020	GATN	Walker and Catoosa, GA, Hamilton, TN	Chickamauga Chattanooga National Park	Repair, Rehabilitation, Reconstruction of Multiple Roads near CHCH National	3RH	FLTP	\$3,596,392.00	Title 23	EFLHD	Planned	_VARIOUS	NPS_SE
Iowa													
IAFLAP_JASPER_TRL(1)	2018	IA	Jasper	FWS - Neal Smith National Wildlife Refuge	Construct a multi-use trail between Prairie City and Neal Smith NWR.	MISC	FLAP	\$510,000.00	Title 23	LOCAL	In Design	IA-02	FWS_R3
Illinois													
IL_FLAP_SHELBY_CH5(1)	2018	IL	Shelby	USACE/Lake Shelbyville	Resurface County Highway 5 and improve drainage	3RH	FLAP	\$1,632,000.00	Title 23	LOCAL	In Design	IL-15	USACE_MVD
SO_FW_CROR_2006402607	2018	IL	Williamson	Crab Orchard National Wildlife Refuge	Rehabilitate Devil's Kitchen Bridge	BRRH	FLTP	\$95,000.00	Title 23	FWS	In Design	IL-12	FWS_R3
SO_FW_CROR_2010121878	2018	IL	Williamson	Crab Orchard National Wildlife Refuge	Rehabilitate Little Grassy Bridge	BRRH	FLTP	\$160,000.00	Title 23	FWS	In Design	IL-12	FWS_R3
FW_UPSA_101(1)	2019	IL	Carroll	Upper Mississippi NWFR-Savanna District	Rehabilitate River Road (Route 101).	3RL	FLTP	\$1,000,000.00	Title 23	EFLHD	Planned	IL-17	FWS_R3
IL_FLAP_LSAL_CH34(1)	2020	IL	LaSalle	USACE, Starved Rock Lock/Dam&Illinois Waterway	Relocation of Dee Bennett Rd from Route 178 to east of entrance to Starved Rock Lock and Dam.	MISC	FLAP	\$564,000.00	Title 23	LOCAL	Planned	IL-16	USACE_GLORD



FY2018-FY2021 Transportation Improvement Program

Federal Highway Administration
Eastern Federal Lands Highway Division

Last Printed: 13-Dec-17

PROJECT	PROGRAM FISCAL YEAR	STATE	COUNTY	PARK, REFUGE, FOREST OR OTHER PARTNER/AGENCY	DESCRIPTION	TYPE OF WORK	PRIMARY FUND SOURCE	TOTAL PROGRAMMED AMOUNT	FUNDS FROM TITLE	DELIVERED BY	STATUS	CONGRESSIONAL DISTRICT	FLMA REGION
Indiana													
NP_INDU_0945(1)	2019	IN	Porter	Indiana Dunes National Lakeshore	Replace Douglas Center Pedestrian Bridge.	BRN	FLTP	\$1,000,000.00	Title 23	EFLHD	Planned	IN-01	NPS_MW
NP_INDU_5215(1)	2019	IN	Porter	Indiana Dunes National Lakeshore	Safety Improvements to Intersections of Lake/Porter County Line Road.	3RH	FLTP	\$1,200,000.00	Title 23	EFLHD	Planned	IN-01	NPS_MW
FW_BIOA_12(1)	2020	IN	Ripley	Big Oaks National Wildlife Refuge	Replace Shaped Charge Road Bridge over Falling Timbers Branch	BRRP	REIMB	\$100,000.00	Other	EFLHD	Planned	IN-06	FWS_R3
Kansas													
KS_FTFW_KIRW_14(1)_104(1)	2020	KS	Phillips	Kirwin National Wildlife Refuge	Reconstruct Xavier Road, S. Kirwin Road (new bridge), and multiple	BRN	FLTP	\$1,400,000.00	Title 23	EFLHD	Planned	KS-01	FWS_R6
Kentucky													
KY_ERFO_FS_2016-1(1)	2019	KY	Menifee	Daniel Boone National Forest	ERFO landslide and drainage repairs on Daniel Boone National Forest.	LSR	ERFO	\$491,332.00	Title 23	EFLHD	Planned	KY-06	USFS_R8
MACA_15(3)	2019	KY	Edmonson	Mammoth Cave National Park	Reconstruct Brownsville Rd RT 015 Sloan's Crossing	3RH	FLTP	\$2,712,498.00	Title 23	EFLHD	Planned	KY-02	NPS_SE
NP_MACA_13(1)_14(2)	2019	KY	Shelby	Mammoth Cave National Park	Parks western Boundary Green River Ferry Crossing Roads.	MISC	REIMB	\$340,000.00	Other	EFLHD	Planned	KY-02	NPS_SE
NP_MACA_PMS_FY20(1)	2020	KY	Shelby	Mammoth Cave National Park	Preventive Maintenance to the Traffic Surface of the Mammoth Cave Parkway and Parking Locations	1R	FLTP	\$548,210.00	Title 23	EFLHD	Planned	KY-02	NPS_SE
Louisiana													
LA_FLAP_CREOLE_PTL(1)	2018	LA	Cameron	FWS/Cameron Prairie National Wildlife Refuge	Provide multiple enhancements to Pintail Dr.(3 miles) on Cameron Prairie National Wildlife Refuge.	3RL	FLAP	\$350,200.00	Title 23	FWS	Planned	LA-07	FWS_R4
LA_FLAP_RAPDS_VLR(1)	2018	LA	Rapides	USFS/Kisatchie National Forest	Complete the rehabilitation of 5.93 miles of Valentine Lake Road that connects to LA 121.	3RL	FLAP	\$1,261,231.50	Title 23	LOCAL	Planned	LA-05	USFS_R8
LA_FLAP_WFP_CREEK(1)	2018	LA	West Feliciana Parish	UFWS/ Cat Island Wildlife Refuge	To reconstruct Creek Road that was washed away in 2016 flooding.	3RH_NEW	FLAP	\$1,877,000.00	Title 23	LOCAL	Planned	LA-05	FWS_R4
SO_FW_LACA_2014248834	2019	LA	Cameron	Lacassine National Wildlife Refuge	Repair LP Entrance Easement Road (Route 104).	3RH	FLTP	\$493,000.00	Title 23	FWS	Planned	LA-07	FWS_R4
Massachusetts													
MA_FLAP_HADLEY_MDY(1)	2018	MA	Hampshire	USFWS - Silvio O. Conte National Fish and Wildlife Refuge	Rehabilitate 3,000 feet of Moody Bridge Road, a gravel Town of Hadley owned road.	3RL	FLAP	\$182,500.00	Title 23	LOCAL	In Design	MA-02	FWS_R5



FY2018-FY2021 Transportation Improvement Program

Last Printed: 13-Dec-17

Federal Highway Administration
Eastern Federal Lands Highway Division

PROJECT	PROGRAM FISCAL YEAR	STATE	COUNTY	PARK, REFUGE, FOREST OR OTHER PARTNER/AGENCY	DESCRIPTION	TYPE OF WORK	PRIMARY FUND SOURCE	TOTAL PROGRAMMED AMOUNT	FUNDS FROM TITLE	DELIVERED BY	STATUS	CONGRESSIONAL DISTRICT	FLMA REGION
MA_FLAP_LGMDW_PNDSD(1)	2018	MA	Hampden	USFWS, Silvio O. Conte-Fannie Stebbins National Wildlife Refuge	Rehabilitate Pondsides Rd, a section of Tina Lane including a gravel parking area, replace 2 culverts	3RL	FLAP	\$2,260,000.00	Title 23	LOCAL	In Design	MA-02	FWS_R5
SO_NP_BOST(1)	2018	MA	Jefferson	Boston National Historical Site	Pedestrian access improvements.	MISC	FLTP	\$253,676.00	Title 23	NPS	In Design	MA-07	NPS_NE
MA_FLAP_LOWELL_PED(1)	2019	MA	Middlesex	NPS, Lowell National Historical Park	Improvements to crosswalks and ramps along canalways and repairing Pawtucket Canal Bridge.	BRRH	FLAP	\$1,051,000.00	Title 23	LOCAL	In Design	MA-03	NPS_NE
SO_FW_PARK_2008868537	2019	MA	Essex	Parker River National Wildlife Refuge	Replace Hellcat Trail boardwalk.	BRN	FLTP	\$1,000,000.00	Title 23	FWS	Planned	MA-06	FWS_R5
Maryland													
CATO_900(1)	2018	MD	Frederick	Catoctin Mountain Park	Replace Visitor Center Bridge at Catoctin Mt National Park	BRRP	NPS	\$1,800,000.00	Title 23	EFLHD	In Design	MD-06	NPS_NC
MD_FLAP_WMSPT_63(1)_68(1)	2018	MD	Washington	National Park Service / C&O Canal National Historical Park	Rehabilitating the roadway and sidewalks along MD 63 and MD 68 in the Town of Williamsport, MD.	3RL	FLAP	\$1,003,407.38	Title 23	LOCAL	Planned	MD-06	NPS_NC
NP_BAWA_1(5)_2(5)	2018	MD	Prince George's	Baltimore Washington Parkway	Resurface BW Parkway, Beaver Dam Rd to MD 197.	3RL	FLTP	\$3,000,000.00	Title 23	EFLHD	In Design	MD-05	NPS_NC
SUIT_1(2)_2(2)	2018	MD	Prince George's	National Capital Parks-East	Improve Ped Cross at SUIT Prky & Forestville Rd	MISC	FLAP	\$1,400,000.00	Title 23	EFLHD	In Design	MD-05	NPS_NC
BAWA_1(6)_2(6)	2019	MD	Prince George's	Baltimore Washington Parkway	Baltimore Washington Parkway median safety improvements.	MISC	NPS	\$900,000.00	Title 23	EFLHD	In Design	MD-05	NPS_NC
GREE_11(1)	2019	MD	Prince George's	Greenbelt Park	Main Entrance & Park Central Rd. Bridge Replacement and Resurfacing	3RH_BRRP	FLTP	\$6,235,000.00	Title 23	EFLHD	In Design	MD-05	NPS_NC
MD_ST_FT_MEADE(2)	2019	MD	Anne Arundel	Ft. Meade Rockenbach	Pedestrian bridge, trail and connector road at Rockenbach Rd	MISC	FAST	\$2,359,000.00	Title 23	EFLHD	Planned	MD-03	X_NA_OTH
NP_BAWA_1(7)_2(7)	2019	MD	Anne Arundel	Baltimore Washington Parkway	Resurfacing BW Parkway from Pautuxant River to MD 198	3RL	FLTP	\$4,200,000.00	Title 23	EFLHD	Planned	MD-05	NPS_NC
GWMP_6(1)_7(2)	2020	MD	Montgomery and Prince George's	George Washington Memorial Parkway	Clara Barton Pkwy mill including guardrail and guardwall	3RH	FLTP	\$8,000,000.00	Title 23	EFLHD	In Design	_VARIOUS	NPS_NC
NP_ANTI_300(2)_307(1)_ETC	2020	MD	Washington	Antietam National Battlefield	Replace ped. pathway & exposed agg. surface on Burnside Bridge	2R	FLTP	\$1,300,000.00	Title 23	EFLHD	In Design	MD-06	NPS_NC
NP_BAWA_1(8)_2(8)	2020	MD	Anne Arundel	Baltimore Washington Parkway	Rehabilitate BW Parkway from MD 198 to MD 32	3RL	FLTP	\$3,000,000.00	Title 23	EFLHD	Planned	MD-05	NPS_NC



FY2018-FY2021 Transportation Improvement Program

Last Printed: 13-Dec-17

Federal Highway Administration
Eastern Federal Lands Highway Division

PROJECT	PROGRAM FISCAL YEAR	STATE	COUNTY	PARK, REFUGE, FOREST OR OTHER PARTNER/AGENCY	DESCRIPTION	TYPE OF WORK	PRIMARY FUND SOURCE	TOTAL PROGRAMMED AMOUNT	FUNDS FROM TITLE	DELIVERED BY	STATUS	CONGRESSIONAL DISTRICT	FLMA REGION
BAWA_1A26_E20	2021	MD	Anne Arundel	Baltimore Washington Parkway	Rehab walls Baltimore Washington Parkway near Rt 197.	RW	FLTP	\$450,000.00	Title 23	EFLHD	In Design	MD-05	NPS_NC
CATO_11(2)	2021	MD	Frederick	Catoctin Mountain Park	Repair RT 11 Section 0 Foxville-Deerfield Rd	3RL	FLTP	\$500,000.00	Title 23	EFLHD	In Design	MD-06	NPS_NC
NP_BAWA_1(9)_2(9)	2021	MD	Anne Arundel	Baltimore Washington Parkway	Rehabilitate BW Parkway from MD 32 to MD 175	3RL	FLTP	\$2,000,000.00	Title 23	EFLHD	Planned	MD-05	NPS_NC
Maine													
ME_FLAP_WELLS_HARBOR(1)	2018	ME	York	USFWS, Rachel Carson National Wildlife Refuge	Design and construct sidewalks, bike lanes, and streetscape improvements along Harbor Road	3RL	FLAP	\$612,000.00	Title 23	LOCAL	In Design	ME-01	FWS_R5
Michigan													
SO_FW_SENE_2013226922	2018	MI	Schoolcraft	Seney National Wildlife Refuge	Rehabilitation of Marsh Creek Outflow Bridge & Upper Driggs River Bridge.	3RL	FLTP	\$68,000.00	Title 23	FWS	In Design	MI-01	FWS_R3
SO_FW_SENE_2014248461	2018	MI	Schoolcraft	Seney National Wildlife Refuge	Entrance Road / Parking Paving	3RH	FLTP	\$1,060,000.00	Title 23	FWS	In Design	MI-01	FWS_R3
FW_SENE_10(1)_900(1)	2020	MI	Schoolcraft	Seney National Wildlife Refuge	Reconstruct Entrance Rd (RT 10), Visitor Center Parking (RT 900),	3RL	FLTP	\$2,205,000.00	Title 23	EFLHD	Planned	MI-01	FWS_R3
NP_SLBE_5109(1)	2021	MI	Leelanau	Sleeping Bear Dunes National Lakeshore	To construct right and left turnlanes on M109 Dune Climb Entrance.	3RH_NEW	FLTP	\$750,000.00	Title 23	EFLHD	Planned	MI-01	NPS_MW
Minnesota													
MN_FLAP_TRP_WCRD(1)	2018	MN	Hennepin	NPS, Mississippi National River and Recreation Area	Reconstruction and improvement to pavement infrastructure at WCRDRP.	3RH	FLAP	\$1,142,000.00	Title 23	LOCAL	In Design	MN-03	NPS_MW
SO_FW_DELA_2008863735	2018	MN	Polk	Detroit Lakes Water Management District	Rehabilitate Mee Handicap Access	MISC	FLTP	\$100,000.00	Title 23	FWS	In Design	MN-07	FWS_R3
SO_FW_FEFA_2012218766	2018	MN	Otter Tail	Fergus Falls Water Management District	Rehabilitate PWLC Trail	MISC	FLTP	\$660,000.00	Title 23	FWS	In Design	MN-07	FWS_R3
Missouri													
FW_BIMU_107(1)	2018	MO	Cooper	Big Muddy National Fish & Wildlife Refuge	Recon. Loesing RD & improve intersctn safty at Brady LN & SR 179/98	3RH	FLTP	\$1,998,000.00	Title 23	EFLHD	In Design	MO-04	FWS_R3
MO_FLAP_DOT_T(1)	2018	MO	Christian	USFS, Mark Twain National Forest	Resurfacing Route T from Route 125 to Route UU.	2R	FLAP	\$559,000.00	Title 23	STATE	In Design	MO-03	USFS_R9
MO_FLAP_WASH_657(1)	2018	MO	Washington	USFS - Mark Twain National Forest	Replacement of Hazel Creek Bridge along County Road 657 in Washington County, MO.	BRRP	FLAP	\$310,000.00	Title 23	LOCAL	In Design	MO-03	USFS_R9



FY2018-FY2021 Transportation Improvement Program

Last Printed: 13-Dec-17

Federal Highway Administration
Eastern Federal Lands Highway Division

PROJECT	PROGRAM FISCAL YEAR	STATE	COUNTY	PARK, REFUGE, FOREST OR OTHER PARTNER/AGENCY	DESCRIPTION	TYPE OF WORK	PRIMARY FUND SOURCE	TOTAL PROGRAMMED AMOUNT	FUNDS FROM TITLE	DELIVERED BY	STATUS	CONGRESSIONAL DISTRICT	FLMA REGION
MO_FLAP_WASH_BRYMN(1)	2018	MO	Washington	USFS, Mark Twain National Forest	Rehabilitating Berryman and Floyd Tower Roads from aggregate to chip seal.	3RL	FLAP	\$179,280.00	Title 23	LOCAL	In Design	MO-03	USFS_R9
MO_FLAP_WASH_JNKRSN(1)	2018	MO	Washington	USFS, Mark Twain National Forest	Rehabilitating Jinkerson Road from aggregate to chip seal from MO 8 to Washington County Road.	3RL	FLAP	\$204,944.00	Title 23	LOCAL	In Design	MO-03	USFS_R9
OZAR_10(2)	2018	MO	Carter	Ozark National Scenic Riverways	Replacement of Big Spring Bridge and Rehab of Alley Spring Bridge	BRRH	FLTP	\$4,000,000.00	Title 23	EFLHD	In Design	MO-08	NPS_MW
MO_ERFO_NPS_OZAR_2017-1(1)	2019	MO	Carter, Shannon	Ozark National Scenic Riverways	ERFO repairs on multiple trails in Ozark National Scenic Riverways.	MISC	ERFO	\$133,994.00	Title 23	EFLHD	Planned	MO-08	NPS_MW
MO_FLAP_CRTR_151(1)	2019	MO	Carter	NPS, Ozark National Scenic Riverways Park	Widen and pave 0.8 miles of County Road 151 located in Carter County, MO.	3RH_3RL	FLAP	\$130,176.00	Title 23	LOCAL	In Design	MO-08	NPS_SE
Mississippi													
MS_FLAP_CRNTH_145(1)	2018	MS	Alcorn	Shiloh National Military Park	North Polk St. (Route MS 145) Bridge and Road Improvements	3RL_BRRP	FLAP	\$3,314,600.00	Title 23	LOCAL	In Design	MS-01	NPS_SE
MS_FLAP_PRNT_3485(1)_3560(1)	2018	MS	Prentiss	USACE / Bay Springs Lake	Widening and improve .85 miles of CR3560; Upgrade .57 miles of CR3485 to oblige with all modes.	3RH	FLAP	\$633,835.00	Title 23	STATE	In Design	MS-01	USACE_MVD
NATR_3Q8	2018	MS	Hinds	Natchez Trace Parkway	Overlay Park Rd - PM Project from MP. 67.136 to MP. 77.136	2R	FLTP	\$1,592,580.00	Title 23	EFLHD	Planned	MS-02	NPS_SE
NATR_3S11_3T10	2018	MS	Claiborne	Natchez Trace Parkway	Overlay Park Rd-PM Project from MP 45 to 59(14.00 Miles)	3RL	FLTP	\$3,433,484.44	Title 23	EFLHD	In Design	MS-02	NPS_SE
NATR_3X7_3W13	2018	MS	Augusta	Natchez Trace Parkway	Overlay Park Rd-PM Project from MP 0 to 20 (20.00 Miles)	3RL	FLTP	\$2,840,043.00	Title 23	EFLHD	In Design	MS-03	NPS_SE
NP_GUIS_15(3)	2019	MS	Jackson	Gulf Islands National Seashore	Design to complete CN document to 100%. Replace Traffic Barrier Guard Rails on Davis Bayou Park Road	NEW	NPS	\$7,000,000.00	Other	EFLHD	In Design	MS-04	NPS_SE
NP_NATR_3O19_3P24	2019	MS	Madison	Natchez Trace Parkway	Overlay park road from MP 103.7 to MP 110.32.	3RL	FLTP	\$1,753,429.00	Title 23	EFLHD	In Design	MS-02	NPS_SE
MS_FLAP_CALCO_820(1)	2020	MS	Calhoun	USACE/Grenada Lake Reservoir	Overlay of 7.6 miles of CR 306 and the replacement of 7 bridges.	3RL_BRRP	FLAP	\$4,080,000.00	Title 23	STATE	In Design	MS-03	USACE_MVD
NP_NATR_3A17_2D11	2020	MS	Tishomongo, MS; Colbert, AL;	Natchez Trace Parkway	Overlay park road from MP 299.16 to MP 316.55.	3RL	FLTP	\$3,550,790.00	Title 23	EFLHD	Planned	NC-08	NPS_SE
NP_NATR_3B9_3C13	2020	MS	Lee; Itawamba; Prentiss	Natchez Trace Parkway	Overlay park road from MP 278.629 to MP 289.16.	3RL	FLTP	\$2,670,494.00	Title 23	EFLHD	Planned	MS-02	NPS_SE



FY2018-FY2021 Transportation Improvement Program

Federal Highway Administration
Eastern Federal Lands Highway Division

Last Printed: 13-Dec-17

PROJECT	PROGRAM FISCAL YEAR	STATE	COUNTY	PARK, REFUGE, FOREST OR OTHER PARTNER/AGENCY	DESCRIPTION	TYPE OF WORK	PRIMARY FUND SOURCE	TOTAL PROGRAMMED AMOUNT	FUNDS FROM TITLE	DELIVERED BY	STATUS	CONGRESSIONAL DISTRICT	FLMA REGION
NP_NATR_3D34_3E15	2020	MS	Pontotoc & Lee	Natchez Trace Parkway	Overlay park road from MP 253.44 to MP 268.63	2R	FLTP	\$5,188,832.00	Title 23	EFLHD	Planned	MS-02	NPS_SE
NP_VICK_12(4)_20(1)_21(1)	2020	MS	Warren	Vicksburg National Military Park	Repairs of Confederate Ave, Union Ave., and Louisiana Circle	3RH	FLTP	\$1,304,717.00	Title 23	EFLHD	Planned	MS-02	NPS_SE
NP_NATR_3E16_3F25	2021	MS	Pontotoc, Chicksaw, Lee	Natchez Trace Parkway	Overlay park road from MP 238.84 to MP 253.44	2R	FLTP	\$3,772,351.00	Title 23	EFLHD	Planned	MS-02	NPS_SE
NP_NATR_3O20	2021	MS	Madison	Natchez Trace Parkway	Overlay Park Road from MP 112.4 to MP 114.6	3RH	FLTP	\$4,840,621.00	Title 23	EFLHD	Planned	MS-02	NPS_SE
North Carolina													
BLRI_2H14	2018	NC	Avery	Blue Ridge Parkway	R/R waterproofing membrane & wearing surface on Linn Cove Viaduct	BRRH	FLTP	\$2,812,160.00	Title 23	EFLHD	In Design	NC-10	NPS_SE
NC_FLAP_BLWRK_321(1)	2018	NC	Watauga	NPS/ Blue Ridge Parkway	New Trail link that improves safety for all modes in an area of known crashes.	3RH	FLAP	\$2,099,103.00	Title 23	LOCAL	In Design	NC-04	NPS_SE
NP_BLRI_PVT_PRES_FY17	2018	NC	Transylvania, Haywood, Jackson, Swain, Henderson, Buncombe, Mitchell, Big Island, and Yancey Counties	Blue Ridge Parkway	Pavement Preservation work at Blue Ridge for FY17. MP 424.0 to 470.2 and MP 359.1 to 412.8.	2R	FLTP	\$4,000,000.00	Title 23	EFLHD	Planned	_VARIOUS	NPS_SE
NP_GRSM_1B22	2018	NC	Bryson	Great Smoky Mountains National Park	Pvmt Preservation of Newfound Gap Rd, NC Side	2R	FLTP	\$3,000,000.00	Title 23	EFLHD	Planned	NC-02	NPS_SE
BLRI_2A16	2019	NC	Alleghany	Blue Ridge Parkway	Repair 3 Bridges -Str. #080P; Str. #077P; & Str. #081P	BRRP	FLTP	\$2,700,000.00	Title 23	EFLHD	Planned	NC-09	NPS_SE
BLRI_2J17	2019	NC	Avery	Blue Ridge Parkway	Rehab Linville River Bridge Section 2J	BRRH	FLTP	\$1,440,000.00	Title 23	EFLHD	In Design	NC-11	NPS_SE
FW_ALRI_10(4)	2019	NC	Dare	Alligator River National Wildlife Refuge	Rehabilitate Milltail Bridge and Milltail Road (Route 10). Length = 0.83 mile.	BRRH	FLTP	\$1,315,000.00	Title 23	EFLHD	Planned	NC-03	FWS_R4
NC_ERFO_FS_2016-1(1)	2019	NC	Various	FS Region 8 Southern	ERFO repairs in Nantahala and Pisgah National Forests.	3RH_LSR_BRRP	ERFO	\$1,604,300.00	Title 23	EFLHD	In Design	NC-11	USFS_R8
NC_ST_BLRI_I26_NEPA	2019	NC	Buncombe	Blue Ridge Parkway	Prelim Design of Blue Ridge Pkwy Bridge over Interstate 26	BRRP	DOT	\$350,000.00	Title 23	EFLHD	In Design	NC-11	NPS_SE
NP_BLRI_PVT_PRES_FY18	2019	NC	TBD	Blue Ridge Parkway	Pavement Preservation work at Blue Ridge for FY18.	2R	FLTP	\$4,500,000.00	Title 23	EFLHD	Planned	_VARIOUS	NPS_SE
VA_ERFO_FW_GRDI_2017-1(1)	2019	NC	Gates	Great Dismal Swamp National Wildlife Refuge	Remove obstructions, repair embankment on Weyerhaeuser Ditch	3RH	ERFO	\$190,000.00	Title 23	EFLHD	Planned	NC-03	FWS_R5



FY2018-FY2021 Transportation Improvement Program

Last Printed: 13-Dec-17

Federal Highway Administration
Eastern Federal Lands Highway Division

PROJECT	PROGRAM FISCAL YEAR	STATE	COUNTY	PARK, REFUGE, FOREST OR OTHER PARTNER/AGENCY	DESCRIPTION	TYPE OF WORK	PRIMARY FUND SOURCE	TOTAL PROGRAMMED AMOUNT	FUNDS FROM TITLE	DELIVERED BY	STATUS	CONGRESSIONAL DISTRICT	FLMA REGION
GRSM_116(1)	2020	NC	Swain	Great Smoky Mountains National Park	Pavement Preservation of Deep Creek Area Roads	2R	FLTP	\$468,000.00	Title 23	EFLHD	Planned	NC-02	NPS_SE
NP_BLR1_2D17	2020	NC	Ashe	Blue Ridge Parkway	Repair and Reconstruct Laurel Fork Bridge 5140-159P.	BRRC	FLTP	\$15,000,000.00	Title 23	EFLHD	Planned	NC-08	NPS_SE
NP_BLR1_2M25_2N20	2020	NC	Various	Blue Ridge Parkway National Park	Repave repair Mainline road section MP 336.39 to 359.39	3RH_3RL	FLTP	\$12,594,036.00	Title 23	EFLHD	Planned	NC-08	NPS_SE
NP_BLR1_PVT_PRES_FY19	2020	NC	TBD	Blue Ridge Parkway	Pavement Preservation work at Blue Ridge for FY19.	2R	FLTP	\$4,000,000.00	Title 23	EFLHD	Planned	_VARIOUS	NPS_SE
NP_BLR1_PVT_PRES_FY20	2020	NC	TBD	Blue Ridge Parkway	Pavement Preservation work at Blue Ridge for FY20.	2R	FLTP	\$3,000,000.00	Title 23	EFLHD	Planned	NC-08	NPS_SE
New Hampshire													
FW_LAUM103(1)_SICO10	2018	NH	Coos & Essex	Umbagog National Wildlife Refuge & Silvio O'Conte	Umbagog- new culv. Potter Farm Rd. Replace culverts at Silvio O'Conte	MISC	FLTP	\$790,000.00	Title 23	EFLHD	In Design	_VARIOUS	FWS_R5
NH_FLAP_STTB_TRL(1)	2018	NH	Coos	FWS / Silvio O. Conte National Fish and Wildlife Refuge	Rehabilitate the Presidential Range Recreational Trail with a new surface and improve drainage	MISC	FLAP	\$88,240.00	Title 23	STATE	In Design	NH-02	FWS_R5
SO_FW_NASH_2009956667	2020	NH	Hillsborough	Nashua National Fish Hatchery	Rehabilitate Entrance Road.	3RL	FLTP	\$75,000.00	Title 23	FWS	In Design	NH-02	FWS_R5
New York													
NY_FLAP_BROOME_PARK(1)	2018	NY	Broome	USACE, Whitney Point Lake	Rehabilitate Bridge, Reconstruct park road, install sidewalk for pedestrian improvements.	BRRP	FLAP	\$450,500.00	Title 23	LOCAL	Planned	NY-22	USACE_NAD
NY_FLAP_DOT_63(1)	2018	NY	Genesee and Orleans	FWS-Iroquois National Wildlife Refuge	Pavement overlay of 2.0 miles of roadway/parking access, replace 15 ft. span concrete culvert.	3RL	FLAP	\$1,980,000.00	Title 23	EFLHD	Planned	NY-27	FWS_R5
NY_FLAP_TOS_OCTRL(1)	2018	NY	Saratoga	NPS - Saratoga National Historical Park	Construct a 1.125 mile section of multi-use trail along the Old Champlain Canal Towpath.	MISC	FLAP	\$357,000.00	Title 23	LOCAL	Planned	NY-20	NPS_NE
NY_FLAP_NYC_BKTRL(1)	2019	NY	Kings	(NPS), Gateway National Recreation Area	Construct the missing segment of existing NYC Bike Network & the NPS Canarsie Pier in Kings County.	MISC	FLAP	\$530,000.00	Title 23	STATE	Planned	NY-11	NPS_NE
Ohio													
OH_FLAP_ATHENS_73(1)	2018	OH	Athens	USFS / Wayne National Forest	Rehabilitate 3.52 miles of CR 73 in Athens County, OH.	3RL	FLAP	\$231,680.00	Title 23	LOCAL	Planned	OH-15	USFS_R9



FY2018-FY2021 Transportation Improvement Program

Last Printed: 13-Dec-17

Federal Highway Administration
Eastern Federal Lands Highway Division

PROJECT	PROGRAM FISCAL YEAR	STATE	COUNTY	PARK, REFUGE, FOREST OR OTHER PARTNER/AGENCY	DESCRIPTION	TYPE OF WORK	PRIMARY FUND SOURCE	TOTAL PROGRAMMED AMOUNT	FUNDS FROM TITLE	DELIVERED BY	STATUS	CONGRESSIONAL DISTRICT	FLMA REGION
OH_FLAP_BNTN_74(1)	2018	OH	Ottawa	USFWS - Ottawa National Wildlife Refuge	Resurfacing, widening, and drainage improvements to Krause Road (approx. 1 mile).	3RL	FLAP	\$342,283.00	Title 23	LOCAL	Planned	OH-05	FWS_R3
OH_FLAP_JRSLM_212(1)	2019	OH	Lucas	USFWS - Ottawa National Wildlife Refuge	Resurface Bono Road, Metzger Marsh Road and 2 parking areas in Lucas County, OH.	3RL	FLAP	\$212,400.00	Title 23	LOCAL	Planned	OH-09	FWS_R3
Pennsylvania													
PA_FLAPDOT_WANA(1)	2018	PA	Delaware	John Heinz NWR	Parking lot reconstruction on SR420 at south entrance to John Heinz NWR.	MISC	FLAP	\$340,000.00	Title 23	EFLHD	In Design	PA-01	FWS_R5
PA_FLAP_DOT_307(1)_3002(1)	2018	PA	Elk	USFS/Allegheny National Forest	Rehabilitate 6.41 Miles of T-307 and 1.42 Miles of SR 3002 and in Elk County.	3RH	FLAP	\$1,500,000.00	Title 23	STATE	In Design	PA-05	USFS_R9
PA_FLAP_DOT_66(1)	2018	PA	McKean	U.S. Forest Service, Allegheny National Forest (ANF)	Reconstruction of SR 66 in McKean County, PA	3RL	FLAP	\$1,346,000.00	Title 23	STATE	In Design	PA-05	USFS_R9
PA_FS_Longhouse_Scenic_Byway	2019	PA	Allegheny	Allegheny National Forest	Replacement of existing culverts and repaving of the entire 11.3 mile road.	3RH_LSR_BRRP	FLTP	\$7,575,000.00	Title 23	USFS	In Design	PA-05	USFS_R9
PA_ST_Keystone	2019	PA	Crawford	Army Reserve; Keystone Training Area	Rdway Improvements detailed in DAR evaluation report of June 2012	3RH	DAR	\$5,510,000.00	Title 23	EFLHD	In Design	PA-03	X_NA_OTH
PA_FLAP_DOT_209(1)	2020	PA	Pike	NPS, Delaware Water Gap National Recreation Area	Rehabilitate or replace structurally deficient bridge on SR 209 over Sawkill Creek.	BRRP	FLAP	\$2,376,400.00	Title 23	STATE	In Design	PA-10	NPS_NE
Pennsylvania/New Jersey													
NP_DEWA_14(18)_121(1)	2019	PANJ	Pike, Sussex (NJ)	Delaware Water Gap National Recreation Area	Bridge repair/rehab 4320-009, -013, -022, -049	BRRH	FLTP	\$653,000.00	Title 23	EFLHD	In Design	PA-10	NPS_NE
NP_DEWA_10(6)_218(2)	2021	PANJ	Pike & Warren(NJ)	Delaware Water Gap National Recreation Area	Replace Dingmans Falls Access Bridge #1 DEWA 4320-019 & Rehab-041(Vancampens Glen Bridge).	3RL_BRRP	FLTP	\$2,450,000.00	Title 23	EFLHD	In Design	PA-10	NPS_NE
Puerto Rico													
PR_ERFO_FS_2017-1(1) LC	2018	PR	El Yunque National Forest	El Yunque National Forest	Emergency landslide repairs	3RH	ERFO	\$2,000,000.00	Title 23	EFLHD	In Design	PR-AtLarge	USFS_R8
PR_FEMA_2017-1(10)	2018	PR	Territory of Puerto Rico	Puerto Rico Highway Transportation Authority (PRHTA)	FEMA Branch 3 - Contract 1	3RH	REIMB	\$5,000,000.00	Other	EFLHD	In Design	PR-AtLarge	X_NA_OTH
PR_FEMA_2017-1(11)	2018	PR	Territory of Puerto Rico	Puerto Rico Highway Transportation Authority (PRHTA)	FEMA Branch 4 - Contract 1	3RH	REIMB	\$4,000,000.00	Other	EFLHD	In Design	PR-AtLarge	X_NA_OTH
PR_FEMA_2017-1(12)	2018	PR	Territory of Puerto Rico	Puerto Rico Highway Transportation Authority (PRHTA)	FEMA Branch 4 - Contract 2	3RH	REIMB	\$5,000,000.00	Other	EFLHD	In Design	PR-AtLarge	X_NA_OTH



FY2018-FY2021 Transportation Improvement Program

Last Printed: 13-Dec-17

Federal Highway Administration
Eastern Federal Lands Highway Division

PROJECT	PROGRAM FISCAL YEAR	STATE	COUNTY	PARK, REFUGE, FOREST OR OTHER PARTNER/AGENCY	DESCRIPTION	TYPE OF WORK	PRIMARY FUND SOURCE	TOTAL PROGRAMMED AMOUNT	FUNDS FROM TITLE	DELIVERED BY	STATUS	CONGRESSIONAL DISTRICT	FLMA REGION
PR FEMA 2017-1(13)	2018	PR	Territory of Puerto Rico	Puerto Rico Highway Transportation Authority (PRHTA)	FEMA Branch 1 - Contract 1	3RH	REIMB	\$5,000,000.00	Other	EFLHD	In Design	PR-AtLarge	X_NA_OTH
PR FEMA 2017-1(14)	2018	PR	Territory of Puerto Rico	Puerto Rico Highway Transportation Authority (PRHTA)	FEMA Branch 2 - Contract 3	3RH	REIMB	\$4,000,000.00	Other	EFLHD	In Design	PR-AtLarge	X_NA_OTH
PR FEMA 2017-1(15)	2018	PR	Territory of Puerto Rico	Puerto Rico Highway Transportation Authority (PRHTA)	FEMA Branch 2 - Contract 4	3RH	REIMB	\$4,000,000.00	Other	EFLHD	In Design	PR-AtLarge	X_NA_OTH
PR FEMA 2017-1(16)	2018	PR	Territory of Puerto Rico	Puerto Rico Highway Transportation Authority (PRHTA)	FEMA Branch 4 - Contract 3	3RH	REIMB	\$4,000,000.00	Other	EFLHD	In Design	PR-AtLarge	X_NA_OTH
PR FEMA 2017-1(2)	2018	PR	Duey River	Duey River	Modular Bridge over Duey River in PR-330 OFF.	3RH	REIMB	\$1,300,000.00	Other	EFLHD	In Design	PR-AtLarge	X_NA_OTH
PR FEMA 2017-1(3)	2018	PR	Coamo	Municipality of Coamo	Landslide Repairs PR-555 Km. 4.2	3RH	REIMB	\$880,000.00	Other	EFLHD	In Design	PR-AtLarge	X_NA_OTH
PR FEMA 2017-1(4)	2018	PR	Utuaado	Municipality of Utuaado	Reconstruction of Bridge #1499 in Utuaado off 123 Km 61.7	3RH	REIMB	\$4,000,000.00	Other	EFLHD	In Design	PR-AtLarge	X_NA_OTH
PR FEMA 2017-1(5)	2018	PR	Morovis	Municipality of Morovis	Reconstruction of Bridge # 1462 in Morovis off PR-567 km 11.7	3RH	REIMB	\$4,000,000.00	Other	EFLHD	In Design	PR-AtLarge	X_NA_OTH
PR FEMA 2017-1(6)	2018	PR	Caguas	Municipality of Caguas	Reconstruction of Bridge #1453 in Caguas (Service road to PR 52) Km 0.6	3RH	REIMB	\$1,000,000.00	Other	EFLHD	In Design	PR-AtLarge	X_NA_OTH
PR FEMA 2017-1(7)	2018	PR	Moca	Municipality of Moca	Reconstruction of Bridge #679 in Moca off PR-404 km 4.1	3RH	REIMB	\$3,200,000.00	Other	EFLHD	In Design	PR-AtLarge	X_NA_OTH
PR FEMA 2017-1(8)	2018	PR	Territory of Puerto Rico	Puerto Rico Highway Transportation Authority (PRHTA)	FEMA Branch 2 - Contract 1	3RH	REIMB	\$5,000,000.00	Other	EFLHD	In Design	PR-AtLarge	X_NA_OTH
PR FEMA 2017-1(9)	2018	PR	Territory of Puerto Rico	Puerto Rico Highway Transportation Authority (PRHTA)	FEMA Branch 2 - Contract 2	3RH	REIMB	\$4,000,000.00	Other	EFLHD	In Design	PR-AtLarge	X_NA_OTH
PR_FLAP_LAJAS_LCA(1)	2018	PR	Los Llanos	USFWS, Laguna Cartagena National Wildlife Refuge	Rehabilitate the only vehicular entrance to Laguna Cartagena NWR & replace a section of guardrail.	3RL	FLAP	\$125,000.00	Title 23	FWS	In Design	PR-AtLarge	FWS_R4
South Carolina													
FW_SAVA_2006559089	2018	SC	Jasper	Savannah National Wildlife Refuge	Rehabilitate Kingfisher Pond Access Road (Route 103)	3RL	FLTP	\$35,000.00	Title 23	FWS	In Design	SC-01	FWS_R4
SC_FLAP_DOT_OLBLF(1)	2018	SC	Richland	NPS - Congaree National Park	Replacing Dry Branch Bridge along Old Bluff Rd. Rehabilitation and widening of Mountain View Rd.	3RL_BRRP	FLAP	\$747,440.00	Title 23	STATE	Planned	SC-06	NPS_SE



FY2018-FY2021 Transportation Improvement Program

Last Printed: 13-Dec-17

Federal Highway Administration
Eastern Federal Lands Highway Division

PROJECT	PROGRAM FISCAL YEAR	STATE	COUNTY	PARK, REFUGE, FOREST OR OTHER PARTNER/AGENCY	DESCRIPTION	TYPE OF WORK	PRIMARY FUND SOURCE	TOTAL PROGRAMMED AMOUNT	FUNDS FROM TITLE	DELIVERED BY	STATUS	CONGRESSIONAL DISTRICT	FLMA REGION
Tennessee													
GRSM_15(2)_16(1)	2018	TN	Blount, Sevier	Great Smoky Mountains National Park	Pvmt Preservation for Laurel Creek, Tremont and Townsend Entrance Rds	2R	FLTP	\$3,250,000.00	Title 23	EFLHD	In Design	TN-02	NPS_SE
TN_FLAP_SWRT_BELL(1)	2018	TN	Stewart	FWS/Cross Creeks National Wildlife Refuge	Resurfacing Bellwood Hollow & Bellwood Landing Rd.	3RL	FLAP	\$1,081,340.80	Title 23	LOCAL	In Design	TN-07	FWS_R4
TN_FLAP_SWRT_WLKR(1)	2018	TN	Stewart	FWS/Cross Creeks National Wildlife Refuge	Upgrading Walker Rd. & Webb Hollow Rd. to paved surface.	3RL	FLAP	\$587,292.47	Title 23	LOCAL	In Design	TN-07	FWS_R4
TN_FLAP_WAYNE_BGCYP(1)	2018	TN	Wayne	NPS, Natchez Trace Parkway	Resurfacing and widening Big Cypress Road.	3RL	FLAP	\$502,744.00	Title 23	LOCAL	In Design	TN-07	NPS_SE
FS_Bald_River_Falls_Bridge(1)	2019	TN	Mitchell	Cherokee National Forest	Bridge Replacement	3RH_BRRP	FLTP	\$125,000.00	Title 23	USFS	In Design	TN-01	USFS_R8
NP_GRSM_13(1)14(2)18(1)	2019	TN	Sevier, Blount	Great Smoky Mountains National Park	Pvmt Preservation of Fighting Creek Gap, Little River Gorge and Elkmont Rds	2R	FLTP	\$2,800,000.00	Title 23	EFLHD	Planned	TN-02	NPS_SE
GRSM_BMS_TN(1)	2020	TN	Sevier	Great Smoky Mountains National Park	Rehabilitate Eight Bridges on the Tennessee Side of the Park	3RH	FLTP	\$2,634,495.00	Title 23	EFLHD	Planned	TN-01	NPS_SE
NP_BISO_10(2)	2020	TN	Scott, Fentress	Big South Fork National River and Recreation Area	Leatherwood Ford Road Resurfacing, MP 0.00 to MP 7.56. Replace existing signs and posts and stripe.	3RL	FLTP	\$3,519,966.00	Title 23	EFLHD	Planned	TN-03	NPS_SE
NP_GRSM_10N(1)	2020	TN	Knox	Great Smoky Mountains National Park	Pavement Preservation of Newfound Gap Road, TN Side (MP 6.5 to 15)	2R	FLTP	\$3,163,298.00	Title 23	EFLHD	Planned	TN-02	NPS_SE
NP_GRSM_126(1)	2020	TN	Various	Great Smoky Mountains National Park	Replace five bridges on Forge Creek Road.	BRRC	FLTP	\$2,799,026.00	Title 23	EFLHD	Planned	TN-01	NPS_SE
Texas													
TX_FTFW_INDA_10(1)_11(1)	2019	TX	Burnet	Inks Dam National Fish Hatchery	Improve intersec safety, Entrance Rd @ Park Road. Resurface Visitor Center Rte 10 & Entrance Rte 11	3RL	FLTP	\$300,000.00	Title 23	EFLHD	Planned	TX-25	FWS_R2
TX_FTFW_SAMA_10(1)	2019	TX	Hays	San Marcos National Fish Hatchery	Relocate Entrance Rd to existing signalized intersection	3RL_4R	FLTP	\$400,000.00	Title 23	EFLHD	Planned	TX-35	FWS_R2
TX_FTFW_UVAL_10(1)_900(1)	2019	TX	Uvalde	Uvalde National Fish Hatchery	Reconstruct Entrance Rd., replace culverts, ditch grading. Resurface 2 parking lots.	3RH	FLTP	\$300,000.00	Title 23	EFLHD	Planned	TX-23	FWS_R2
TX_FLAP_200(1)	2020	TX	Denton	USACE, Lewisville Lake	Widen Jones Street (0.5 mi) and North Kealy Avenue (0.34 mi) and construct an adjacent trail.	3RH	FLAP	\$3,327,883.00	Title 23	EFLHD	Planned	TX-26	USACE_SWD

Utah



FY2018-FY2021 Transportation Improvement Program

Last Printed: 13-Dec-17

Federal Highway Administration
Eastern Federal Lands Highway Division

PROJECT	PROGRAM FISCAL YEAR	STATE	COUNTY	PARK, REFUGE, FOREST OR OTHER PARTNER/AGENCY	DESCRIPTION	TYPE OF WORK	PRIMARY FUND SOURCE	TOTAL PROGRAMMED AMOUNT	FUNDS FROM TITLE	DELIVERED BY	STATUS	CONGRESSIONAL DISTRICT	FLMA REGION
UT_FTFW_JOHO_10(1)	2019	UT	Uintah	Jones Hole National Fish Hatchery	Resurface Jones Hole Road.	3RL	FLTP	\$3,800,000.00	Title 23	EFLHD	Planned	UT-01	FWS_R6
Virginia													
BLRI_1E10	2018	VA	Nelson and Rockbridge	Blue Ridge Parkway	R/R ML Rd Section 1E	3RL_2R	FLTP	\$2,900,000.00	Title 23	EFLHD	In Design	VA-09	NPS_NE
GWMP_210(1)	2018	VA	Fairfax	George Washington Memorial Parkway	Spall repair CIA/FHWA bridge structure 3300-003	BRRH	OTHER	\$943,000.00	Title 54	EFLHD	In Design	VA-08	NPS_NC
NP_COLO_1B37_1D46	2018	VA	James City	Colonial National Historical Park	Rehab. of Halfway Crk Brdg 4290-022P, Felgate's Crk Brdg 4290-011P & Kings Crk Brdg 4290-012P.	BRRH	FLTP	\$1,700,000.00	Title 23	EFLHD	Planned	VA-01	NPS_NE
NP_GWMP_1(1)_2(1)	2018	VA	Arlington	George Washington Memorial Parkway	Windy Run Bridge Rehabilitation	BRRH	FLTP	\$3,860,000.00	Title 23	EFLHD	In Design	VA-08	NPS_NC
NP_GWMP_2(2)	2018	VA	Arlington	George Washington Memorial Parkway	Slope stabilization and installation of soil nails near Spout Run.	MISC	FLTP	\$1,100,000.00	Title 23	EFLHD	In Design	VA-08	NPS_NC
NP_GWMP_5(4)	2018	VA	Arlington	George Washington Memorial Parkway	Rock Scaling Spout Run Ramp from NB GWMP.	MISC	FLTP	\$150,000.00	Title 23	EFLHD	In Acquisitions	VA-08	NPS_NC
PRWI_11(3)	2018	VA	Prince William	Prince William Forest Park	Repair the historic wooden truss bridge	BRRH	FLTP	\$450,000.00	Title 23	EFLHD	Planned	VA-11	NPS_NC
SO_NP_COLO(1)	2018	VA	James City and York	Colonial National Historic Park	Joint Repair & crack seal COLO PWY MP 9.00-20.34 and parking.	2R	FLTP	\$1,139,710.00	Title 23	NPS	In Design	VA-01	NPS_NE
VA_FLAP_ARL_ANDR(1)	2018	VA	Arlington	Department of Defense (DOD), Pentagon	Reconstruct 3,549 feet of Army Navy Drive: complete street bike/ped transit improvements.	3RH	FLAP	\$714,000.00	Title 23	LOCAL	In Design	VA-08	X_NA_OTH
VA_FLAP_RRG_TRL(1)	2018	VA	Roanoke	(NPS), Blue Ridge Parkway	Construct 1.7 mile ext. of Roanoke River Greenway from BLRI visitor Ctr to Explore Park River Trail.	MISC	FLAP	\$1,387,000.00	Title 23	LOCAL	In Design	VA-06	NPS_SE
BLRI_BMS_FY19(1)	2019	VA	Various	Blue Ridge Parkway	FY19 Bridge Preventive Maintenance at BLRI	BRRH	FLTP	\$500,000.00	Title 23	EFLHD	Planned	NC-08	NPS_SE
NP_GWMP_MVT(5)	2019	VA	Fairfax	George Washington Memorial Parkway	Replace Bridges #23 & #24 over Dyke Marsh on Mount Vernon Trail	BRRP	FLTP	\$705,032.00	Title 23	EFLHD	In Design	VA-08	NPS_NC
PRWI_201(1)_400(1)_ETC	2019	VA	Prince William	Prince William Forrest	Rehabilitate Admin Roads and Parking.	3RL	REIMB	\$884,000.00	Other	EFLHD	Planned	VA-11	NPS_NC
VA_FLAP_DOT_AHRT(1)	2019	VA	Appomattox	NPS Appomattox Court House National Historic Park	Multi-use trail, 1.5 mile long, 8-10 foot wide with aggregate surface, parallel to SR24	MISC	FLAP	\$587,000.00	Title 23	STATE	In Design	VA-05	NPS_NE
VA_FLAP_FRKN_TRL(1)	2019	VA	Franklin	NPS Booker T. Washington National Monument	Two miles of 8-10 foot wide aggregate PED trail w/ 6 bridges connecting retirement community to BOWA	MISC	FLAP	\$617,412.00	Title 23	LOCAL	In Design	VA-06	NPS_NE



FY2018-FY2021 Transportation Improvement Program

Last Printed: 13-Dec-17

Federal Highway Administration
Eastern Federal Lands Highway Division

PROJECT	PROGRAM FISCAL YEAR	STATE	COUNTY	PARK, REFUGE, FOREST OR OTHER PARTNER/AGENCY	DESCRIPTION	TYPE OF WORK	PRIMARY FUND SOURCE	TOTAL PROGRAMMED AMOUNT	FUNDS FROM TITLE	DELIVERED BY	STATUS	CONGRESSIONAL DISTRICT	FLMA REGION
VA_FLAP_NPNWS_105(1)	2019	VA	N/A	Joint Base Langley-Eustis	Design and const superstructure repairs of Rt 105 (Ft. Eustis Blvd) bridge	3RL_BRRH	FLAP	\$15,500,000.00	Title 23	EFLHD	Planned	VA-01	X_NA_OTH
VA_FLAP_VMI_CNT(1)	2019	VA	Rockbridge	FS GW National Forest, NPS Appalachian Trail and Blue Ridge Parkway	PED bridge replacement, & trail and associated parking improvements on VMI's Chessie Nature Trail	BRRP	FLAP	\$1,020,000.00	Title 23	LOCAL	In Design	VA-06	NPS_NE
VA_ST_ANC(1)	2019	VA	Arlington	Arlington National Cemetary	Arlington National Cemetery - Realign Southgate Rd	4R	DAR	\$40,000,000.00	Title 23	EFLHD	In Design	VA-08	X_NA_OTH
VA_ST_Lee_Ave_Gate	2019	VA	Prince George	Fort Lee Garrison	Improvements to RT. 36 onto Lee Avenue.	4R	DOT	\$1,800,000.00	Title 23	EFLHD	In Design	VA-03	X_NA_OTH
BLRI_1M20	2020	VA	Roanoke	Blue Ridge Parkway	Repair Asphalt Wearing Surface and Approaches on Roanoke River Bridge 028P	3RH	FLTP	\$5,282,092.00	Title 23	EFLHD	Planned	VA-06	NPS_NE
FW_CHIN_10(2)	2020	VA	Accomack	Chincoteague National Wildlife Refuge	Construct new Beach Parking Area at D-Pond, realign Beach Access Rd	3RH_NEW	REIMB FED	\$10,000,000.00	Other	EFLHD	Planned	VA-01	FWS_R5
GWMP_MVT(4)	2020	VA	Fairfax	George Washington Memorial Parkway	Replace Deck, reduce deflection, correct trail alignment Bridge 31/32	4R	FLTP	\$1,260,000.00	Title 23	EFLHD	In Design	VA-08	NPS_NC
NP_GWMP_MVT(6)	2020	VA	Fairfax	George Washington Memorial Parkway	Replacement of Bridge 12 on Mount Vernon Trail	BRRP	DOT	\$1,100,000.00	Title 23	EFLHD	Planned	VA-08	NPS_NC
NP_NCR_PMS_VA(1)	2020	VA	Fairfax	National Capital Region	Pvmt Mgnt and sign updating at WOTR	2R	FLTP	\$1,000,000.00	Title 23	EFLHD	Planned	VA-11	NPS_NC
VA_FLAP_NORTON_TRL(1)	2020	VA	Wise and Scott Counties, VA	USFS High Knob Recreation Area	Trail improvements between City of Norton & USFS High Knob Rec area and Rt. 619 improvements.	MISC	FLAP	\$3,565,000.00	Title 23	LOCAL	In Design	VA-09	USFS_R8
BLRI_1M21	2021	VA	Botetourt, Roanoke and Bedford	Blue Ridge Pkwy	Repave/Repair Mainline Road Section 1M - (MP 105.65 to 121.05)	3RH_3RL	FLTP	\$6,000,000.00	Title 23	EFLHD	Planned	_VARIOUS	NPS_SE
GWMP_105(1)_106(1)	2021	VA	Fairfax	George Washington Memorial Parkway	Fort Hunt Entrance Rd Mill & Overlay	3RL	FLTP	\$440,000.00	Title 23	EFLHD	Planned	VA-05	NPS_NC
NP_PRWI_406(1)	2021	VA	Prince William	Prince William Forest Park	Pyrite Mine Bridge Rehab (3700-005S)	BRRH	FLTP	\$518,668.00	Title 23	EFLHD	Planned	VA-11	NPS_NC
PRWI_401(1)_402(1)	2021	VA	Prince William	Prince William Forest Park	North Multi-use Trail access	MISC	FLTP	\$500,000.00	Title 23	EFLHD	Planned	VA-11	NPS_NC

Virgin Islands

VI ST ER STT(001)	2018	VI	St. Thomas	St. Thomas	Repair Damaged Traffic Signal Systems and Roads on St. Thomas.	MISC	DOT	\$3,600,000.00	Title 23	EFLHD	In Acquisitions	VI-98	X_NA_OTH
VI ST ER STX(001)	2018	VI	St. Croix	St. Croix	Repair Damaged Traffic Signal Systems and Roads on St. Croix	MISC	DOT	\$3,700,000.00	Title 23	EFLHD	In Acquisitions	VI-98	X_NA_OTH



FY2018-FY2021 Transportation Improvement Program

Federal Highway Administration
Eastern Federal Lands Highway Division

Last Printed: 13-Dec-17

PROJECT	PROGRAM FISCAL YEAR	STATE	COUNTY	PARK, REFUGE, FOREST OR OTHER PARTNER/AGENCY	DESCRIPTION	TYPE OF WORK	PRIMARY FUND SOURCE	TOTAL PROGRAMMED AMOUNT	FUNDS FROM TITLE	DELIVERED BY	STATUS	CONGRESSIONAL DISTRICT	FLMA REGION
VI_ST_9999(135)	2019	VI	St. Croix	Christiansted Area	Imprvmnts to Rte 754 (King Cross St), Rte 75 E. (King St) and 75 W. (Company St).	3RL	DOT	\$3,000,000.00	Title 23	EFLHD	Planned	VI-98	X_NA_OTH
VI_38(2)_C2	2020	VI	St. Thomas	US Virgin Islands Department of Public Works	Raphune Hill Rd and RT 381 intersection improvements - Contract 2	NEW	TERRITORIAL HIGHWAY	\$1,830,000.00	Title 23	EFLHD	In Design	VI-98	X_NA_OTH
VI_38(2)_C3	2020	VI	St. Thomas	US Virgin Islands Department of Public Works	Raphune Hill Rd widen & improve between the Contact 1 and 2 (0.7 mile)	3RH	TERRITORIAL HIGHWAY	\$19,200,000.00	Title 23	EFLHD	Planned	VI-98	X_NA_OTH
VI_ST_70(12)	2021	VI	St. Croix	Christiansted/Frederiksted Area	Rehab. 9 mi of Queen Mary Hwy. fr Sunny Isle Int., Christiansted to Hannah's Rest Int., Frederiksted	3RL_BRRP	FAST	\$100,000.00	Title 23	EFLHD	Planned	VI-98	X_NA_OTH
Vermont													
VT_FLAP_BRANDON_BR22(1)	2018	VT	Rutland	U.S. Forest Service, Green Mountain National Forest	Replacement of BR22 along Churchill Road in the Town of Brandon, VT.	BRRP	FLAP	\$600,000.00	Title 23	LOCAL	Planned	VT-01	USFS_R9
Wisconsin													
SO_FW_HORI_2014248468	2018	WI	Dodge	Horicon National Wildlife Refuge	Pavement Preservation	2R	FLTP	\$780,000.00	Title 23	EFLHD	In Design	WI-06	FWS_R3
WI_FLAP_CWFD_CTHN(1)	2018	WI	Crawford	USFWS, Upper Mississippi River National Wildlife and Fish Refuge	Reconstruct CTH N between STH 35 and STH 27 in Crawford County, WI.	3RL	FLAP	\$2,983,280.00	Title 23	STATE	In Design	WI-01	FWS_R3
WI_ERFO_FS_2016-1(2)	2018	WI	Ashland, Bayfield	Chequamegon Nicolet National Forest	Emergency repairs on FS-199 and FS-198.	3RH	ERFO	\$4,118,913.00	Title 23	EFLHD	Planned	WI-07	USFS_R9
WI_ERFO_FS_2016-1(4)	2018	WI	Ashland	Chequamegon Nicolet National Forest	Emergency repairs on various roads in Ashland county.	3RH	ERFO	\$3,802,694.00	Title 23	EFLHD	Planned	WI-07	USFS_R9
WI_ERFO_FS_2016-1(6)	2018	WI	Bayfield, Sawyer	Chequamegon Nicolet National Forest	FR 383 Snake Road Decommissioning.	3RH	ERFO	\$961,754.34	Title 23	EFLHD	Planned	WI-07	USFS_R9
WI_FLAP_LACRS_GIP(1)	2018	WI	La Crosse	U.S. Army Corps of Engineers, Goose Island Park	Goose Island Park CTH G1 road, shoreline, canoe/kayak boat landing improvements.	3RL	FLAP	\$2,835,157.00	Title 23	LOCAL	In Design	WI-03	USACE_MVD
WI_FLAP_RUSL_OCHK(1)	2018	WI	Bayfield	NPS, Apostle Islands National Lakeshore	Roadway rehab, widening, shoulder construction, drainage improvements, and miscellaneous work	3RH_3RL	FLAP	\$872,040.00	Title 23	STATE	In Design	WI-07	NPS_MW
WI_FLAP_TRIPP_FRVW(1)	2018	WI	Bayfield	Iron River National Fish Hatchery	Reconstruction of 1 mile of Fairview Road in Tripp Township, WI.	3RH	FLAP	\$300,184.00	Title 23	STATE	In Design	WI-07	FWS_R3
FS_Pvmt_Preservation_FY17(1)	2019	WI	Multiple	Region Wide	Pavement Preservation in Various Forest Units	MISC	FLTP	\$180,000.00	Title 23	USFS	In Design	_VARIOUS	USFS_R9



FY2018-FY2021 Transportation Improvement Program

Last Printed: 13-Dec-17

Federal Highway Administration
Eastern Federal Lands Highway Division

PROJECT	PROGRAM FISCAL YEAR	STATE	COUNTY	PARK, REFUGE, FOREST OR OTHER PARTNER/AGENCY	DESCRIPTION	TYPE OF WORK	PRIMARY FUND SOURCE	TOTAL PROGRAMMED AMOUNT	FUNDS FROM TITLE	DELIVERED BY	STATUS	CONGRESSIONAL DISTRICT	FLMA REGION
FW_IRRI_10(1)	2019	WI	Bayfield	Iron River National Fish Hatchery	Rehabilitate Entrance Road (Route 10) and Public Parking Area (Route 900).	3RH	FLTP	\$1,840,000.00	Title 23	EFLHD	Planned	WI-07	NPS_MW
WI_ERFO_FS_2016-1(3)	2019	WI	Ashland, Bayfield	Chequamegon Nicolet National Forest	Emergency repairs on FS-199 and FS-198.	BRRC	ERFO	\$1,738,476.00	Title 23	EFLHD	Planned	WI-07	USFS_R9
WI_ERFO_FS_2016-1(5)	2019	WI	Bayfield, Sawyer	Chequamegon Nicolet National Forest	Emergency repairs on various roads in Bayfield and Sawyer Counties.	3RH	ERFO	\$4,564,534.00	Title 23	EFLHD	Planned	WI-07	USFS_R9
FW_TREM_10(1)	2020	WI	Buffalo	Trempealeau National Wildlife Refuge	Safety improvements for Entrance Road (Route 10)	3RL	FLTP	\$2,100,000.00	Title 23	EFLHD	Planned	WI-03	FWS_R3
WI_FLAP_FENC_2183(1)	2020	WI	Florence	US Forest Service, Chequamegon-Nicolet National Forest	Rock Creek Bridge Replacement P-19-0902, south of Popple River.	BRRP	FLAP	\$291,840.00	Title 23	STATE	In Design	WI-07	USFS_R9
WI_FLAP_FIFIELD_143(1)	2020	WI	Price	US Forest Service, Chequamegon-Nicolet National Forest	Replacement of the existing culvert over Squaw Creek Crossing along FR 143.	3RL	FLAP	\$440,800.00	Title 23	STATE	In Design	WI-07	USFS_R9
WI_FLAP_POPL_2404(1)	2020	WI	Forest	US Forest Service, Chequamegon-Nicolet National Forest	Bridge Replacement or open bottom box culvert with concrete footings off old State Highway 139.	BRRP	FLAP	\$275,600.00	Title 23	STATE	In Design	WI-07	USFS_R9
West Virginia													
NP_NER_PMS_WV(1)	2018	WV	Raleigh	New River Gorge National River	Pvmt Preservation on RT 202ZZ and various parking lots	2R	FLTP	\$465,000.00	Title 23	EFLHD	In Acquisitions	WV-03	NPS_NE
WV_FLAP_BATH_TRL(1)	2018	WV	Morgan	C&O Canal National Historic Park	Bicycle path feasibility study from Sand Mine Road north of Bath, WV to the C&O Canal at Hancock, MD	MISC	FLAP	\$56,000.00	Title 23	EFLHD	In Design	WV-02	NPS_NC
WV_ERFO_FS_2016-1(3)	2018	WV	Pocahontas, Randolph, Greenbrier	Monongahela National Forest	Emergency repairs on FS-86 from milepost 12 to 15.	3RH	ERFO	\$4,337,688.00	Title 23	EFLHD	Planned	WV-02	USFS_R9
WV_ERFO_FS_2016-1(4)	2018	WV	Pocahontas, Randolph, Greenbrier	Monongahela National Forest	Emergency repairs on FS-86 from milepost 8 to 11.1.	3RH	ERFO	\$2,830,108.00	Title 23	EFLHD	Planned	WV-02	USFS_R9
WV_FLAP_DOT_GRAR(1)	2018	WV	Nicholas	NPS, Gauley River National Recreational Area	Gauley River Access Roads, Nicholas County Routes 22 and 22/2	3RL	FLAP	\$342,000.00	Title 23	STATE	Planned	WV-03	NPS_NE
FW_CAVA_102(1)	2019	WV	Tucker	Canaan Valley National Wildlife Refuge	Major Reconst of Camp 70 Rd (RT 102), and new parking area at (RT 913)	4R	FLTP	\$750,000.00	Title 23	EFLHD	In Design	WV-01	FWS_R5
WV_ERFO_FS_2016-1(2)	2019	WV	Pocahontas, Randolph, Greenbrier	Monongahela National Forest	Emergency repairs on FS-86 from milepost 15.1 to 18.4.	3RH	ERFO	\$3,790,975.00	Title 23	EFLHD	Planned	WV-02	USFS_R9
WV_ERFO_FS_2016-1(5)	2019	WV	Pocahontas, Randolph, Greenbrier	Monongahela National Forest	Emergency repairs on FS-86 from milepost 0.2 to 7.2.	3RH	ERFO	\$3,548,783.00	Title 23	EFLHD	Planned	WV-02	USFS_R9
WV_ERFO_FS_2016-1(6)	2019	WV	Pocahontas, Randolph,	Monongahela National Forest	Decommissioning of FS-719 and	3RH_LSR_BRRP	ERFO	\$3,302,692.00	Title 23	EFLHD	In Design	WV-02	USFS_R9



FY2018-FY2021 Transportation Improvement Program

Last Printed: 13-Dec-17

Federal Highway Administration
Eastern Federal Lands Highway Division

PROJECT	PROGRAM FISCAL YEAR	STATE	COUNTY	PARK, REFUGE, FOREST OR OTHER PARTNER/AGENCY	DESCRIPTION	TYPE OF WORK	PRIMARY FUND SOURCE	TOTAL PROGRAMMED AMOUNT	FUNDS FROM TITLE	DELIVERED BY	STATUS	CONGRESSIONAL DISTRICT	FLMA REGION
WV_ERFO_FS_2016-1(7)	2019	WV	Pocahontas, Randolph, Greenbrier	Monongahela National Forest	Emergency repairs on FS-719B Brushy Mountain Rd.	3RH_LSR_BRRP	ERFO	\$2,848,752.00	Title 23	EFLHD	In Design	WV-02	USFS_R9
WV_FLAP_HUNT_PATH(1)	2019	WV	Cabell and Wayne	US Army Corps of Engineers, Harris Riverfront Park	PED bridge & multi-use trail.	MISC	FLAP	\$867,000.00	Title 23	LOCAL	In Design	WV-03	USACE_GLORD
Wyoming													
WY_FLAP_FREMO_277(1)	2019	WY	Fremont	Shoshone National Forest, BLM, Washakie Wilderness and Wind River Reservation	Replacement of 87 ft span bridge and reconstruction of 0.10 mi of bridge approaches.	BRRP	FLAP	\$2,240,000.00	Title 23	EFLHD	Planned	WY-AtLarge	USFS_R4
WY_FLAP_FREMO_285(1)	2019	WY	Fremont	Shoshone National Forest	0.8 mi rdway improvements along Horse Creek Rd, med 4R work realign/widen rd to 28 ft min drainage.	3RL_4R	FLAP	\$2,570,000.00	Title 23	EFLHD	Planned	WY-AtLarge	USFS_R4
Multiple States													
NATR_BMS_FY18(1)	2018	ZZ	Multiple	Multiple	Bridge Preventative Maintenance Projects.	BRRH	FLTP	\$750,000.00	Title 23	EFLHD	Planned	_VARIOUS	NPS_SE
SER_BMS_FY18(2)	2018	ZZ	Various	Various	FY 18 REGION WIDE BMS, VNM Park 11 Structures	BRRH	FLTP	\$350,000.00	Title 23	EFLHD	Planned	_VARIOUS	NPS_SE
SER_PMS_FY18(1)	2018	ZZ	Various	Various	Pvmt Preservation Projects for Small Parks	2R	FLTP	\$2,000,000.00	Title 23	EFLHD	Planned	_VARIOUS	NPS_SE
NATR_BMS_FY19(1)	2019	ZZ	Multiple	Multiple	Bridge Preventative Maintenance Projects.	BRRH	FLTP	\$500,000.00	Title 23	EFLHD	Planned	_VARIOUS	NPS_SE
SER_BMS_FY19(1)	2019	ZZ	Various	Various	FY19 Regional Bridge Preventative Maintenance Projects - Russell Cave & Shiloh Bridges	1R	FLTP	\$1,000,000.00	Title 23	EFLHD	Planned	_VARIOUS	NPS_SE
SER_PMS_FY19(1)	2019	ZZ	Various	Various	FY19 REGION WIDE PAVEMENT PRESERVATION PROJECTS.	2R	FLTP	\$2,000,000.00	Title 23	EFLHD	Planned	_VARIOUS	NPS_SE